

Unclassified

English text only

27 April 2023

Development Co-operation Directorate  
Development Assistance Committee

## DAC Working Party on Development Finance Statistics

### Converged Statistical Reporting Directives for the Creditor Reporting System (CRS) and the Annual DAC Questionnaire

Annexes – modules A, B, and C

These Reporting Directives were approved by the WP-STAT on 12 April 2023. They are now issued as FINAL and UNCLASSIFIED.

Annexes are presented in three separate documents: DCD/DAC/STAT(2023)9/ADD1/FINAL, DCD/DAC/STAT(2023)9/ADD2/FINAL, and DCD/DAC/STAT(2023)9/ADD3/FINAL.

Contacts:

Ms. Julia Benn ([Julia.Benn@oecd.org](mailto:Julia.Benn@oecd.org))

Ms. Valérie Gaveau ([Valerie.Gaveau@oecd.org](mailto:Valerie.Gaveau@oecd.org))

JT03517772

*Converged Statistical Reporting Directives for the Creditor  
Reporting System (CRS) and the Annual DAC  
Questionnaire – Annexes – modules A, B, and C*

This document contains the following annexes to the Converged Statistical Reporting Directives:

<b>Converged Statistical Reporting Directives for the Creditor Reporting System (CRS) and the Annual DAC Questionnaire – Annexes – modules A, B, and C .....</b>	<b>2</b>
<b>MODULE A. ODA-ELIGIBILITY .....</b>	<b>3</b>
Annex 1: DAC List of ODA Recipients.....	4
Annex 2: List of ODA-eligible international organisations .....	5
<b>MODULE B. REPORTING FORMS, RULES FOR COMPILING AGGREGATES, INSTRUCTIONS FOR REPORTING ON AMOUNTS MOBILISED.....</b>	<b>6</b>
Annex 3: Reporting Forms .....	7
Annex 4: CRS++ items required for different resource flows .....	14
Annex 5: Rules for compiling aggregates from CRS++ reporting .....	15
Annex 6: Instructions for reporting on amounts mobilised from the private sector.....	31
Annex 7a: Reporting on debt relief, grant equivalent basis .....	57
Annex 7b: Reporting on debt relief, flow basis.....	82
<b>MODULE C. CLASSIFICATIONS: DEFINITIONS AND CODE LISTS .....</b>	<b>97</b>
Annex 8: Recipient Codes .....	98
Annex 9: Major channels of delivery .....	99
Annex 10a: Types of flows .....	100
Annex 10b: List of financial instruments and technical fiches (for sub-categories 422, 424, 431-433, 510, 520 and 1100).....	101
Annex 11: Co-operation modality and tying status .....	110
Annex 12: Classification by sector of destination and purpose codes.....	117
Annex 13: Hashtags definitions table.....	123
Annex 14: Codes for DAC members and agencies .....	128

## **MODULE A. ODA-ELIGIBILITY**

### **Annex 1: DAC List of ODA Recipients**

The DAC List of ODA Recipients is revised by the DAC in accordance with an established triennial review process<sup>1</sup>. The up-to-date List is accessible on the DAC website at <https://www.oecd.org/dac/financing-sustainable-development/development-finance-standards/daclist.htm>.

---

<sup>1</sup> See DCD/DAC(2005)58; DCD/DAC/M(2005)13/FINAL, paragraph 6. See also the methodology for reinstating countries and territories on the DAC List of Aid recipients in DCD/DAC(2022)43.

## Annex 2: List of ODA-eligible international organisations

The List of ODA-eligible international organisations is updated once a year on the basis of proposals made by DAC members or, in exceptional cases, by the DAC Secretariat. The up-to-date List is accessible on the DAC website at <https://www.oecd.org/dac/financing-sustainable-development/development-finance-standards/annex2.htm>. The DAC Secretariat reviews the proposals following an agreed methodology (see <https://www.oecd.org/dac/financing-sustainable-development/development-finance-standards/annex2-procedure.htm>) and makes recommendations for decision by the Working Party on Development Finance Statistics through the written procedure at the end of each year.

The List of ODA-eligible international organisations is the list of agencies core contributions to which may be reported as official development assistance, either in whole or in part. “Core contributions” means funds that are disbursed at the discretion of the agency, in accordance with paragraphs 12 and 13 of Chapter 1 of these Directives.

Agencies may also administer funds that are specifically directed to developing countries or development concerns. Contributions to such funds may be reported in full as ODA, regardless of whether core contributions to the agencies administering the funds are reportable as ODA i.e. regardless of whether the agency is on the List. In case of doubt, members may consult the Secretariat.

**MODULE B. REPORTING FORMS, RULES FOR COMPILING  
AGGREGATES, INSTRUCTIONS FOR REPORTING ON AMOUNTS  
MOBILISED**

### Annex 3: Reporting Forms

Reporting forms (Advance questionnaire, Table DAC1a, Table DAC1b, Validation Table) and other DAC main aggregates: see <https://www.oecd.org/dac/financing-sustainable-development/development-finance-standards/data-collection-and-resources-for-data-reporters.htm>

#### I. Summary of instructions in CRS++ and examples

##### Summary of reporting in CRS++

	Column number and name	Instruction
IDENTIFICATION DATA	<b>1. Reporting year</b>	Enter the year for which data are reported.
	<b>1b. Commitment date</b>	Enter in text format <b>DD-MM-YYYY</b> .
	<b>2. Reporting country/organisation</b>	See <b>Annex 14</b> for list of donor codes.
	<b>3. Extending agency</b>	See <b>Annex 14</b> for list of agency codes.
	<b>4. CRS Identification number</b>	In 10 digits: <b>YYYYxxxxxx</b> <i>plus</i> a suffix of up to 5 characters
	<b>5. Donor project number</b>	Enter the number, or combination of letters and numbers, used by the extending agency to identify the activity.
BASIC DATA	<b>6. Nature of submission</b>	<b>1:</b> new activity reported <b>2:</b> revision <b>3:</b> previously reported activity (increase/decrease of earlier commitment, disbursement on earlier commitment) <b>5:</b> provisional data  <b>8:</b> commitment is estimated as equal to disbursement <b>9:</b> amount extended = net disbursement
	<b>7. Recipient</b>	See <b>Annex 8</b> for recipient codes.
	<b>8. Channel of delivery name/country</b>	Enter the name of the bilateral or multilateral implementing agency (e.g. UN agency, NGO). For operations which fall under Channel category 63000 “private sector in third country”, enter also the name of third country.
	<b>9. Channel code</b>	Enter the appropriate channel code (see <b>Annex 9</b> ).
	<b>10. Bi/Multi</b>	<b>1</b> =bilateral <b>2</b> =multilateral <b>3</b> =bilateral, core contributions to NGOs and other private bodies / PPPs <b>7</b> =bilateral, ex-post reporting on NGOs’ activities funded through core contributions. <b>8</b> =bilateral, triangular co-operation  ----- <b>4</b> =multilateral outflows [for use by multilateral agencies only] <b>6</b> =private sector outflows [for use by private providers only]
	<b>11. Type of flow (Main DAC 1 category)</b>	<b>10</b> =ODA <b>21</b> =OOF <b>22</b> =Officially supported export credits <b>30</b> =Private Development Finance <b>36</b> =Private foreign direct investment <b>37</b> =Other private market <b>40</b> =Non flow (e.g. GNI) <b>50</b> =Other flows (e.g. non-ODA component of peacebuilding operations) See <b>Chapter 1</b> for definitions.
	<b>12. Type of finance</b>	See <b>Annex 10</b> for list of codes for type of finance.
	<b>13. Co-operation modality</b>	See <b>Annex 11</b> for list of codes for co-operation modality.
	<b>14. Short description / Project title</b>	Maximum 150 characters in English and/or French.
	<b>15. Sector / Purpose codes and corresponding shares</b>	See <b>Annex 12</b> .
<b>16. Geographical target area</b>	Specify the area (town, region) in the recipient country that is intended to	

	benefit from the activity. Specify the recipient countries if the activity benefits several recipients. Maximum 100 characters.
<b>16b. Regional aid to LDCs</b>	<b>1</b> =exact expenditure <b>2</b> =estimate, based on geographic breakdown of fund's expenditures <b>3</b> =estimate, based on population <b>4</b> =estimate, based on number of countries <b>5</b> =estimate, based on some other methodology
<b>17. Expected starting date</b>	} Enter in text format <b>DD-MM-YYYY</b> . }
<b>18. Expected completion date</b>	
<b>19. Description</b>	E.g. project summary. No limitation of length. Preferably in English or French.
<b>19b. SDG focus</b>	Indicate to which sustainable development goal(s) or target(s) the activity aims to directly contribute. See Chapter 4 for the definition of the concept. Report maximum ten values separated by semicolons “;”. Indicate goals by their number followed by “.0” (e.g. “4.0” for SDG 4) and targets with their official denomination (e.g. 7.2; 13.a; 17.3). 0=not targeted Blank=not screened
<b>19c. Keywords</b>	Indicate keywords or hashtags that can be applied to the activity. See Chapter 4 for definition of the concept and Annex 13 for the list of agreed hashtags.
<b>20. Gender equality</b>	} <b>2</b> =principal objective } <b>1</b> =significant objective } <b>0</b> =not targeted } Blank=not screened
<b>21. Aid to environment</b>	
<b>22. Democratic and inclusive governance</b>	
<b>23a. RMNCH</b>	
<b>23b. Disaster risk reduction</b>	
<b>23c. Nutrition</b>	
<b>23d. Inclusion and empowerment of persons with disabilities</b>	
<b>24. FTC</b>	<b>1</b> =Yes.
<b>25. Programme-based approach</b>	<b>1</b> =Yes.
<b>26. Investment</b>	<b>1</b> =Yes.
<b>27. Type of blended finance</b>	<b>1</b> = Concessional blended finance as a part of an associated financing package; <b>2</b> =concessional blended finance, other; <b>3</b> =blended finance through leveraging instruments at project level; <b>4</b> =blended finance through funds and facilities.  Also enter the identification numbers of other components of the blended finance operation reported, according to the following format: [blended finance code]   [donorcode]: [CRS ID or project number]; [donorcode]: [CRSID or project number]; [donorcode]: [CRS ID or project number]
<b>28. Biodiversity</b>	} <b>2</b> =principal objective } <b>1</b> =significant objective } <b>0</b> =not targeted } Blank=not screened
<b>29. Climate change – mitigation</b>	
<b>30. Climate change – adaptation</b>	
<b>31. Desertification</b>	

<b>VOLUME DATA</b>	<b>32. Currency</b>	See <b>Annex 14</b> for list of donor country codes to use for currency.	
	<b>33. Commitments</b>	New amounts committed during the reporting year. Enter the face value of the activity in thousands of units (except for Japanese yen which should be reported in millions).	
	<b>33b. Capital expenditure</b>	Optional reporting. Percentage of an activity that is capital expenditure, reportable at commitment stage only. In %	
	<b>34. Amounts extended</b>	Amount disbursed during the reporting year. In thousands of units (millions if yen).	
	<b>34b. ODA grant equivalent</b>	For ODA loans, amounts extended (field 34) multiplied by the loan's grant element as calculated at the time of the commitment. In thousands of units (millions if yen)	
	<b>35. Amounts received (for loans: principal only)</b>	Payments received from the aid recipient during the reporting year (for loans, only principal payments, including any payments of arrears of principal). In thousands of units (millions if yen). NB: DO NOT enter a negative amount except for capital losses.	
	<b>36. Amount untied</b>	On a commitment basis, for new commitments only. In thousands of units (millions if yen). Procurement authorised in all OECD countries and substantially all developing countries.	
	<b>37. Amount partially untied</b>	On a commitment basis, for new commitments only. In thousands of units (millions if yen). Procurement limited to donor and substantially all developing countries.	
	<b>38. Amount tied</b>	On a commitment basis, for new commitments only. In thousands of units (millions if yen). Procurement that does not fall under the definitions of untied or partially untied aid.	
	<b>39. Amount of IRTC</b>	For new commitments only, if investment (item 26=1). In thousands of units (millions if yen).	
	<b>40. If project-type, amount of experts commitments</b>	} In thousands of units (millions if yen). Use the currency indicated } in item 32. } <i>Optional reporting.</i>	
	<b>41. If project-type, amount of experts extended</b>		
	<b>42. Amount of export credit in AF package</b>	For commitments only, if blended finance (item 27) =1. In thousands of units (millions if yen). Use the currency indicated in item 32.	
	<b>43a. Leveraging mechanism and role/position</b>	1=Syndicated loan, arranger 2=Syndicated loan, participant 3=Common shares in flat collective investment vehicle 4=Shares in the riskiest tranche of structured collective investment vehicle, first-loss shares and others (e.g. lock-up shares) 5=Shares in the mezzanine/senior tranche of structured CIV 6=Guarantee/insurance 7=Direct investment in companies/SPVs, equity 8=Direct investment in companies/SPVs, mezzanine/senior debt 9=Credit lines 10= Simple co-financing arrangements	
	<b>43b. Amounts mobilised from the private sector</b>	As defined in Annex 6 of Module B. In thousands of units (millions if yen). Use the currency indicated in item 32.	
	<b>43c. Origin of the funds mobilised</b>	1=provider country 2=recipient country 3=third high income/OECD country 4=Other third country 5=Multiple origins	
	<b>For loans (all items)</b>	<b>44. Type of repayment</b>	1=equal principal payments (EPP) 2=annuity 3=lump sum 5=other

	<b>45. Number of repayments per annum</b>	1=annual 2=semi-annual 4=quarterly 12=monthly
	<b>46. Interest rate (expected return for equities)</b>	Enter <ul style="list-style-type: none"> <li>• in 5 digits, e.g. “05200” for 5.2 % ; or</li> <li>• “0” if interest free.</li> </ul> If ODA loan with variable interest rate, report the variable rate in item 46 (e.g. LIBOR6M-1.5%) and the reference fixed rate in item 47.
	<b>47. Second interest rate</b>	
	<b>48. First repayment date</b>	} Enter in text format <b>DD-MM-YYYY</b> . }
	<b>49. Final repayment date (expected maturity for equities)</b>	
	<b>50. Interest received (dividends for equities)</b>	During the reporting year. In thousands of units (millions if yen). NB: DO NOT enter a negative amount.
	<b>51. Principal disbursed and still outstanding</b>	The amount of principal owed on the loan at the end of the reporting year. In thousands of units (millions if yen).
	<b>52. Arrears of principal (included in item 51)</b>	At the end of the year. In thousands of units (millions if yen).
	<b>53. Arrears of interest</b>	At the end of the year. In thousands of units (millions if yen).
<b>Fr PSI only</b>	<b>54. PSI flag</b>	1 = PSI ODA under the institutional approach (type of flow=10) 2 = PSI ODA under the instrument approach (type of flow=10) 3 = Non-ODA PSI (type of flow=21) 4 = Details of PSI activities (type of flow=21). For members reporting under the institutional approach, report the offsetting entry also under this code.
	<b>55. Additionality type</b>	See definition of additionality in Addendum 3. 1 = Financial additionality 2 = Value additionality 3 = Financial and value additionality
	<b>56. Additionality assessment</b>	Explanatory text about the additionality assessment, including demonstration of expected development additionality.
	<b>57. Additionality – development objective</b>	Explanatory text about the development objectives pursued.

## Examples of reporting in CRS++

		Example 1	Example 2	Example 3	Example 4
		Bilateral ODA grant New activity reported	Bilateral ODA loan New activity reported	Bilateral ODA Not new (Disbursement on earlier commitment)	Multilateral ODA New activity reported
IDENTIFICATION DATA	Reporting year	1 2020	2020	2020	2020
	Commitment date	1b 10-12-2020	01-03-2020		31-01-2020
	Reporting country	2 x	x	x	x
	Extending agency	3 1	2	3	4
	CRS Identification N°	4 2020000001	2020000002	2018000001	2020000004
	Donor project N°	5 A100000	B200000	C300000	D400000
	Nature of submission	6 1	1	3	1
	Recipient country	7 71	665	266	3000
	Channel of delivery_name/country	8 UNICEF	Public Sector	Ministry of Finance	Food and Agriculture Organisation
	Channel code	9 41122	10000	10000	41301
	Bi/Multi	10 1	1	1	2
	Type of flow (main DAC1 category)	11 10	10	10	10
	Type of finance	12 110	421	110	310
	Co-operation modality	13 C01	C01	C01	B02
	Short description / project title	14 Evaluation of the Child Protection Unit...	Construction of the hydropower plant	Rural water and sanitation support	Contribution to FAO [Assessed]
Sector / Purpose codes and corresponding shares	15 15160:60 16010:40	23065	14030		
SUPPLEMENTARY DATA	Geographical target area	16 Tirana	Keyal Khwar	Kigali	
	Regional aid to LDCs	16b			
	Expected starting date	17 15-01-2021	01-03-2020	01-03-2018	
	Expected completion date	18 31-03-2021	28-02-2023	31-12-2021	
	Description	19 The objective of the project is to ...	The objective of the project is to ...	The objective of the project is to ...	
	SDG focus	19b 16,2	7,2; 13,2	6,1; 6,2	1,0; 2,0; 12,0
	Keywords	19c			
	Gender equality	20 1	1	1	
	Aid to environment	21 0	1	1	
	Democratic & inclusive governance	22 0	0	0	
	RMNCH	23a			
	Disaster risk reduction	23b			
	Nutrition	23c		1	
	Inclusion and empowerment of persons with disabilities	23d 1		1	
	FTC	24 1			
Programme-based approach	25		1		
Investment project	26	1			
Type of blended finance	27				
Biodiversity	28 0	0	0		
Climate change - mitigation	29 0	1	0		
Climate change - adaptation	30 0	0	0		
Desertification	31 0	0	0		
VOLUME DATA	Currency	32 918	918	918	918
	Commitments	33 3,000	20,000	0	50,000
	Capital expenditure	33b	96		
	Amounts extended	34 1,000	0	800	50,000
	ODA grant equivalent	34b	679 (=1000*67.9%*)		
	Amounts received	35 0	0	0	
	Amount untied	36 3,000	20,000		
	Amount partially untied	37 0	0		
	Amount tied	38 0	0		
	Amount of IRTC	39	0		
	If project-type, amount of experts_commitment	40 100			
	If project-type, amount of experts_extended	41 50			
	Amount of export credit in AF package	42	0		
	Leveraging mechanism and role/position	43a			
	Amounts mobilised from the private sector	43b			
Origin of the funds mobilised	43c				
For loans (all items) and equities (items 46, 49 and 50) only	Type of repayment	44	1		
	Number of repayments per annum	45	2		
	Interest rate (expected return for equities)	46	00550		
	Second interest rate	47	0		
	First repayment date	48	30-12-2020		
	Final repayment date (expected maturity for equities)	49	30-06-2049		
	Interest received (dividends for equities)	50	0		
	Principal outstanding	51	0		
	Arrears of principal	52	0		
	Arrears of interest	53	0		
For PSI only	PSI flag	54			
	Additionality type	55			
	Additionality assessment	56			
	Additionality – development objective	57			

		Example 5	Example 6	Example 7	Example 8
		OOO syndicated loan (as participant) with amounts mobilised	Private FDI (aggregate by recipient and type of finance)	Direct official export credit (disbursement, semi-aggregate)	Officially guaranteed export credit (disbursement, semi-aggregate)
IDENTIFICATION DATA	Reporting year	1 2020	2020	2020	2020
	Commitment date	1b 31-01-2020			
BASIC DATA	Reporting country	2 x	x	x	x
	Extending agency	3 5	6	7	7
	CRS Identification N°	4 2020000005	2020000006	2020000007	2020000008
	Donor project N°	5 E500000	F600000		
	Nature of submission	6 1	1	1	1
	Recipient country	7 645	540	769	139
	Channel of delivery_name/country	8 Public sector			
	Channel code	9 10000			
	Bi/Multi	10 1	1	1	1
	Type of flow (main DAC1 category)	11 21	36	22	22
	Type of finance	12 431	421	421	1100
	Co-operation modality	13			
	Short description / project title	14 Subordinated loan: pulp production	FDI from private sector, loan	Direct export credits (maturity 5 years)	Export credit guarantee
	Sector / Purpose codes and corresponding shares	15 32162			
	SUPPLEMENTARY DATA	Geographical target area	16		
Regional aid to LDCs		16b			
Expected starting date		17			
Expected completion date		18			
Description		19			
SDG focus		19b 8.4; 8.5			
Keywords		19c			
Gender equality		20 0			
Aid to environment		21 0			
Democratic & inclusive governance		22			
RMNCH		23a			
Disaster risk reduction		23b			
Nutrition		23c			
Inclusion and empowerment of persons with disabilities		23d			
FTC		24			
Programme-based approach	25				
Investment project	26				
Type of blended finance	27				
Biodiversity	28				
Climate change - mitigation	29 0				
Climate change - adaptation	30 0				
Desertification	31 0				
VOLUME DATA	Currency	32 918	918	918	918
	Commitments	33 10,000			
	Capital expenditure	33b 85			
	Amounts extended	34 4,000	200,000	7,000	10,000
	ODA grant equivalent	34b			
	Amounts received	35 0	50,000	0	0
	Amount untied	36			
	Amount partially untied	37			
	Amount tied	38			
	Amount of IRTC	39			
	If project-type, amount of experts_commitment	40			
	If project-type, amount of experts_extended	41			
Amount of export credit in AF package	42				
Leveraging mechanism and role/position	43a 2				
Amounts mobilised from the private sector	43b 5,000				
Origin of the funds mobilised	43c 1				
For loans (all items) and equities (items 46, 49 and 50) only	Type of repayment	44			
	Number of repayments per annum	45			
	Interest rate (expected return for equities)	46			
	Second interest rate	47			
	First repayment date	48			
	Final repayment date (expected maturity for equities)	49			
	Interest received (dividends for equities)	50 250			
	Principal outstanding	51 8,000			
For PSI only	Arrears of principal	52			
	Arrears of interest	53			
	PSI flag	54			
	Additionality type	55			
Additionality assessment	56				
Additionality - development objective	57				

		Example 9	Example 10	Example 11	Example 12	Example 13
		Amounts mobilised through a development guarantee	Private Sector Instruments: PSI ODA under the institutional approach	Private Sector Instruments: PSI ODA under the instrument approach	Private Sector Instruments: non-ODA PSI	Private Sector Instruments: reporting the details of PSI activities under the institutional approach
<b>IDENTIFICATION DATA</b>	Reporting year	1 2020	2020	2020	2020	2020
	Commitment date	1b 31-01-2020	31-01-2020	31-01-2020	31-01-2020	31-01-2020
	Reporting country	2 x	x	x	x	x
	Extending agency	3 9	1	22	22	22
	CRS Identification N°	4 202000009	202000010	202000011	202000012	202000013
	Donor project N°	5 I900000	I900000	ABC12345	ABC12346	ABC12347
	Nature of submission	6 1	1	1	1	1
	Recipient country	7 66	998	248	248	248
	Channel of delivery_name/country	8 Private bank in recipient country	PSI vehicle name	PSI institutional name	PSI institutional name	PSI institutional name
	Channel code	9 62001	11001	62001	62001	62001
	Bi/Multi	10 1	1	1	1	1
	Type of flow (main DAC1 category)	11 40	10	10	21	21
	Type of finance	12 1100	510	421	421	421
	Co-operation modality	13 C01	C01	C01	C01	C01
	Short description / project title	14 Portfolio guarantee on activities of a local bank	Capital increase to national PSI vehicle	Credit line to a PS institution in Kenya	Credit line to a PS institution in Kenya	Credit line to a PS institution in Kenya
Sector / Purpose codes and corresponding shares	15 32130	99810	24030	24030	24030	
<b>SUPPLEMENTARY DATA</b>	Geographical target area	16		Kirinyaga county	Kirinyaga county	Kirinyaga county
	Regional aid to LDCs	16b				
	Expected starting date	17		31-01-2020	31-01-2020	31-01-2020
	Expected completion date	18		15-12-2028	15-12-2028	15-12-2028
	Description	19 The objective of the project is to ...	Capital increase to national PSI vehicle	The objective of the project is to ...	The objective of the project is to ...	The objective of the project is to ...
	SDG focus	19b 8.1	7.1;8.3;10.2	5.1; 8.3;8.10;10.2	5.1; 8.3;8.10;10.2	5.1; 8.3;8.10;10.2
	Keywords	19c				
	Gender equality	20 0	0	1	1	1
	Aid to environment	21 0	0	0	0	0
	Democratic & inclusive governance	22 0	0	0	0	0
	RMNCH	23a 0	0	0	0	0
	Disaster risk reduction	23b 0	0	0	0	0
	Nutrition	23c 0	0	0	0	0
	Inclusion and empowerment of persons with disabilities	23d 0	0	0	0	0
	FTC	24				
Programme-based approach	25					
Investment project	26					
Type of blended finance	27 3reporting country y;202000003		3reporting country w;202000010	3reporting country z;202000100	3reporting country z;202000204	
Biodiversity	28 0	0	0	0	0	
Climate change - mitigation	29 0	0	0	0	0	
Climate change - adaptation	30 0	0	0	0	0	
Desertification	31 0	0	0	0	0	
<b>VOLUME DATA</b>	Currency	32 918	302	302	302	302
	Commitments	33 0	100,000	8,500	8,500	8,500
	Capital expenditure	33b				
	Amounts extended	34 0	100,000	1,329	1,329	1,329
	ODA grant equivalent	34b 0	100,000	0	0	0
	Amounts received	35 0	0	0	0	0
	Amount untied	36 100,000	100,000	8,500	8,500	8,500
	Amount partially untied	37 0	0	0	0	0
	Amount tied	38 0	0	0	0	0
	Amount of IRTC	39				
	If project-type, amount of experts_commitment	40				
	If project-type, amount of experts_extended	41				
	Amount of export credit in AF package	42				
	Leveraging mechanism and role/position	43a 6		2	2	2
	Amounts mobilised from the private sector	43b 10,000		1234.1	1,234	1,234
Origin of the funds mobilised	43c 2		3	3	3	
<b>For loans (all items) and equities (items 46, 49 and 50) only</b>	Type of repayment	44		1	1	1
	Number of repayments per annum	45		2	2	2
	Interest rate (expected return for equities)	46		00550	04270	04270
	Second interest rate	47				
	First repayment date	48		30-12-2020	17-12-2020	17-12-2020
	Final repayment date (expected maturity for equities)	49		30-06-2049	15-03-2029	15-03-2029
	Interest received (dividends for equities)	50				
	Principal outstanding	51				
	Arrears of principal	52				
	Arrears of interest	53				
<b>For PSI only</b>	PSI flag	54 1	1	2	3	4
	Additionality type	55 3		3	3	3
	Additionality assessment	56		The investment is additional in ...	The investment is additional in ...	The investment is additional in ...
	Additionality - development objective	57		This project fosters ...	This project fosters ...	This project fosters ...

## Annex 4: CRS++ items required for different resource flows

			required		optional					not collected	
	Field name	Order	BI ODA	MULTI ODA	OOF, EXCL. EXPORT CREDITS	OFFICIALLY SUP. EXPORT CREDITS	PRIVATE DEVELOPMENT FINANCE	PRIVATE FDI	OTHER PRIV. MARKET	NON FLOW	OTHER FLOWS
IDENTIFICATION DATA	Reporting year	1									
	Commitment date	1b									
	Reporting country / organisation	2									
	Extending agency	3									
	CRS Identification N°	4									
	Donor project N°	5									
	Nature of submission	6									
BASIC DATA	Recipient country	7		3000							
	Channel of delivery_name/country	8									
	Channel code	9									
	Bi/Multi	10		2		1					
	Type of flow (Main DAC 1 category)	11	10	10	21	22	30	36	37	40	50
	Type of finance	12									
	Co-operation modality	13		B02							
	Short description / Project title	14									
	Sector / Purpose codes and corresponding shares	15		99810							
SUPPLEMENTARY DATA	Geographical target area	16									
	Regional aid to LDCs	16b									
	Expected starting date	17									
	Expected completion date	18									
	Description	19									
	SDG focus	19b									
	Keywords	19c									
	Gender equality	20									
	Aid to environment	21									
	Democratic & inclusive governance	22									
	RMNCH	23a									
	Disaster risk reduction	23b									
	Nutrition	23c									
	Inclusion and empowerment of persons with disabilities	23d									
		FTC	24								
		PBA	25								
	Investment project	26									
	Type of blended finance	27									
	Biodiversity	28									
	Climate change - mitigation	29									
	Climate change - adaptation	30									
	Desertification	31									
VOLUME DATA	Currency	32									
	Commitments	33									
	Capital expenditure	33b									
	Amounts extended	34									
	ODA grant equivalent	34b									
	Amounts received (for loans: only principal)	35									
	Amount untied	36									
	Amount partially untied	37									
	Amount tied	38									
	Amount of IRTC	39									
	If project-type, amount of experts_commitments	40									
	If project-type, amount of experts_extended	41									
	Amount of export credit in AF package	42									
Leveraging mechanism and role/position	43a										
Amount mobilised from the private sector	43b										
Origin of the funds mobilised	43c										
For loans and equities only	Type (EPP:1,annuity:2,lump sum:3,other:5)	44									
	Number of repayments per annum	45									
	Interest rate (expected return for equities)	46									
	Second interest rate	47									
	First repayment date	48									
	Final repayment date (expected maturity for equities)	49									
	Interest received (dividends for equities)	50									
	Principal disbursed and still outstanding	51									
	Arrears of principal (included in item 51)	52									
Arrears of interest	53										
For PSI only	PSI flag	54									
	Additionality type	55									
	Additionality assessment	56									
	Additionality – development objective	57									

Note: For PSI, see Addendum 3.

## **Annex 5: Rules for compiling aggregates from CRS++ reporting**

The rules are presented here for Tables DAC1a and DAC1b. See the website for the rules related to the entire suit of DAC Tables (1a, 1b, 2a, 2b, 3a, 4 and 5): <https://www.oecd.org/dac/financing-sustainable-development/development-finance-standards/data-collection-and-resources-for-data-reporters.htm>.

*DAC 1a from CRS++ reporting*

DAC1		CRS++ items						Additional dimension required
		Bi/multi item 10	Type of flow (Main DAC1 category) item 11	Type of finance item 12	Co-operation modality item 13	Purpose code item 15	Specific channel or channel category (cat.) item 9	
<b>KEY INDICATORS</b>								
GNI	001		40					
ODA GRANT EQUIVALENT % GNI	002		40					
POPULATION (millions)	004		40					
<b>I. OFFICIAL DEVELOPMENT ASSISTANCE (I.A + I.B) *</b>								
I.A ODA, bilateral total *	1015							
I.A.1 ODA bilateral grants	11016	1,3,7,8	10	110,210				
I.A.2 ODA grant equivalents of bilateral loans	11017							
1. Loans to LDCs and other LICs	11019	1,3,7,8	10	421			Cat.<-6000 0	Recipient is a LDC or other LIC the year of the commitment
2. Loans to LMICs	11020	1,3,7,8	10	421			Cat.<-6000 0	Recipient is a LMIC the year of the commitment
3. Loans to UMICs	11021	1,3,7,8	10	421			Cat.<-6000 0	Recipient is a UMIC the year of the commitment
4. Loans for multi-country agreements	11022	1,3,7,8	10	421			Cat.<-6000 0	
I.A.3 ODA grant equivalent of debt relief	11025	1,8	10	6xx	F01	600xx		
I.A.4 ODA, other bilateral, net flows *	11018							
1. Private sector instruments - institutional approach*	11023	1	10					Flag PSI= 1
2. Private sector instruments - instrument approach*	11024	1	10					Flag PSI= 2 or type of finance = 422 or 5xx

DAC1		CRS++ items						Additional dimension required
		Bi/multi item 10	Type of flow (Main DAC1 category) item 11	Type of finance item 12	Co-operation modality item 13	Purpose code item 15	Specific channel or channel category (cat.) item 9	
<b>I.B ODA, multilateral total</b>	2000							
<b>I.B.1 ODA, multilateral grants and capital subscriptions</b>	12100	2	10	110,310				
<b>I.B.2 ODA grant equivalents of multilateral loans</b>	12110							

*\* Until a final decision is taken on how to report private sector instruments, they will continue to be reportable on a net flow basis.*

## DAC 1b from CRS++ reporting

DAC1			CRS++ items							
	Bi/multi item 10	Type of flow (Main DAC1 category) item 11	Type of finance item 12			Co-operat ion modality item 13	Purpose code item 15	Specific channel or channel category (cat.) item 9	Additional dimension required	
			Grants 1121 & 1151	Non grants 1122 & 1152	Amounts received 1130					
<b>KEY INDICATORS</b>										
<b>TOTAL FLOWS % GNI</b>	<b>003</b>		40							
<b>TOTAL OFFICIAL AND PRIVATE FLOWS (I+II+III+IV)</b>	<b>005</b>	<i>sum</i>								
<b>I. OFFICIAL DEVELOPMENT ASSISTANCE (I.A + I.B)</b>	<b>101 0</b>	<i>sum</i>								
<b>I.A. Bilateral Official Development Assistance by types of aid (1+2+3+4+5+6+7+8+9+10+11)</b>	<b>101 5</b>	<i>sum</i>								
<b>1. Budget support</b>	<b>110 0</b>	<i>sum</i>								
1.1 General budget support	111 0		1	10	110	421	421	A01	51010	cat. 12000
1.2 Sector budget support	112 0		1	10	110	421	421	A02		cat. 12000
<b>2. Bilateral core support &amp; pooled programmes &amp; funds</b>	<b>120 0</b>	<i>sum</i>								
2.1 Core support to NGOs, other priv. bodies, PPPs & research institutes	121 0	<i>sum</i>								
a) Core support to national NGOs & other private bodies	121 1		3, 7	10	110	////	////	B01		cat. 22000
b) Core support to international NGOs	121 2		3, 7	10	110	////	////	B01		cat. 21000 cat. 23000

DAC1			Bi/multi item 10	Type of flow (Main DAC1 category) item 11	Type of finance item 12			Co-operat ion modality item 13	Purpose code item 15	Specific channel or channel category (cat.) item 9	Additional dimension required
					Grants 1121 & 1151	Non grants 1122 & 1152	Amounts received 1130				
c) Core support to Public-Private Partnerships (incl. networks)	121 3		3, 7	10	110	421, 520	421, 520	B01		cat. 30000 cat. 31000 cat. 32000	
d) Other	121 4		3, 7	10	110	520	520	B01		cat. 51000	
2.2 Specific-purpose programmes & funds managed by implementing partners	122 0		1, 8	10	110	421, 422, 520	421, 422, 520	B03 B031 B032 B033		cat. 21000 cat. 22000 cat. 23000 cat. 40000	
2.3 Basket funds/pooled funding	123 0		1, 8	10	110	421	421	B04			
<b>3. Project-type interventions</b>	<b>130 0</b>	<i>sum</i>									
3.1 Investment projects	131 0		1, 8	10	110, 210	421, 422, 510, 520	421, 422, 510, 520	C01			investment = 1
3.2 Other projects	132 0		1, 8	10	110	421, 422	421	C01			investment <>1
<i>Memo: Projects qualifying as programme-based approaches</i>	133 0		1, 8	10	110	421,422, 510	421,510	C01			PBA = 1
<i>Memo: Cost of donor experts incl. in project-type interventions (optional)</i>	130 1		1, 8	10	110	421,422, 510	421,510	C01			amount: items 40 & 41
<b>4. Experts and other technical assistance</b>	<b>140 0</b>	<i>sum</i>									
4.1 Donor country personnel	141 0		1, 8	10	110	////////// //	////////// /	D01			
4.2 Other technical assistance	142 0		1, 8	10	110	////////// /	////////// /	D02			

DAC1		CRS++ items								
		Bi/multi item 10	Type of flow (Main DAC1 category) item 11	Type of finance item 12			Co-operat ion modality item 13	Purpose code item 15	Specific channel or channel category (cat.) item 9	Additional dimension required
				Grants 1121 & 1151	Non grants 1122 & 1152	Amounts received 1130				
<b>5. Scholarships and student costs in donor countries</b>	<b>150 0</b>	<i>sum</i>								
5.1 Scholarships/training in donor country	151 0		1, 8	10	110	///////// //	///////// /	E01		
5.2 Imputed student costs	152 0		1	10	110	///////// /	///////// /	E02		
<b>6. Debt relief</b>	<b>160 0</b>	<i>sum</i>								
6.1 Debt forgiveness and debt rescheduling	161 0	<i>sum</i>								
a) ODA claims (for rescheduling, only capitalised interest)	161 1		1	10	610 (not for commit.), 611	621		F01	60020, 60040	
b) OOF claims	161 5		1	10	612,613,616	622,623		F01	60020, 60040	
c) Officially supported export credit claims	161 6		1	10	633,634,635	636,637		F01	60020, 60040	
c) Private claims	161 7		1	10	614, 615, 617	///////// //////	///////// /	F01	60020, 60040	
<i>Memo: Grants for debt service reduction</i>	161 4		1	10	616, 617	///////// //////	///////// /	F01	60020	
6.2 Other action on debt	162 0	<i>sum</i>								
a) Service payments to third parties	162 1		1	10	618	///////// //////	///////// /	F01	60030	
b) Debt conversion	162 2		1, 8	10	610 to 618, 633,634,635	///////// //////	///////// /	F01	60061, 60062	

DAC1			Bi/multi item 10	Type of flow (Main DAC1 category) item 11	CRS++ items			Co-operat ion modality item 13	Purpose code item 15	Specific channel or channel category (cat.) item 9	Additional dimension required
					Type of finance item 12						
					Grants 1121 & 1151	Non grants 1122 & 1152	Amounts received 1130				
c) Debt buybacks	162 3		1	10	610 to 618, 633,634,635	///////// //////	///////// /	F01	60063		
d) Other	162 4		1	10	610 to 618, 633,634,635	///////// //////	///////// /	F01	60010		
6.3 Offsetting entry for debt relief (ODA claims, principal)	163 0		1	10	///////// /	///////// //////	610	F01	60020, 60061, 60062		
Memo: Offsetting entry for forgiven interest (ODA claims, interest)	164 0		1	10	///////// /	///////// //////	611	F01	60020		
<b>7. Administrative costs not included elsewhere</b>	<b>170 0</b>		1	10	110	///////// //////	///////// /	G01			
<b>8. Other in-donor expenditures</b>	<b>180 0</b>	<i>sum</i>									
8.1 Development awareness	181 0		1	10	110	///////// //////	///////// /	H01			
8.2 Refugees in donor countries	182 0		1	10	110	///////// //////	///////// /	H02-H06	9301x		998
<b>9. Recoveries on bilateral ODA grants and negative commitments</b>	190 0		1, 8	10	110, 210	421	110, 210				Recoveries are reportable under col. 1130, negative commitments under col. 1151 and 1152. Recoveries on PSI grants are reportable under rows 11030, 11023 and 11024.

DAC1			Bi/multi item 10	Type of flow (Main DAC1 category) item 11	CRS++ items			Co-operat ion modality item 13	Purpose code item 15	Specific channel or channel category (cat.) item 9	Additional dimension required
					Type of finance item 12						
					Grants 1121 & 1151	Non grants 1122 & 1152	Amounts received 1130				
<b>10. Other loans repayments</b>	199 9		1	10	////////// /	////////// ////////	421	empty	99810		
<b>11. Private sector instruments (PSI) *</b>	110 30	<i>sum</i>									
11.1 Private sector instruments - institutional approach *	110 23		1,3,7,8	10						Flag PSI = 1	
11.2 Private sector instruments - instrument approach *	110 24		1,3,7,8	10						Flag PSI = 2 or type finance = 422 or 5xx	
<b>Memo items:</b> <i>Programme-based approaches (PBAs)</i>	190 1		1,3,8	10	110	421, 510	421, 510			Flag PBA = 1	
<i>Free-standing technical co-operation (FTC)</i>	190 2		1,3,8	10	110	421, 510	421, 510	◊G01		Flag FTC = 1	
<i>ODA channelled through private entities (as distinct from support to private sources)</i>	190 3		1	10	110	421	421	◊B01	cat. 20000		
<i>ODA channelled through multilateral organisations</i>	190 4		1	10	110	421	421	◊ B02, B021, B022	cat. 40000		
<i>Participation in international peacekeeping operations</i>	190 5		1,3	10	110	421	421		15230		
<i>Relief food aid</i>	190 6		1,3,8	10	110	421	421		72040		
<b>I.B. Multilateral Official Development Assistance (capital subscriptions are included with grants)</b>	<b>200 0</b>	<i>sum</i>									

DAC1			Bi/multi item 10	Type of flow (Main DAC1 category) item 11	Type of finance item 12			Co-operat ion modality item 13	Purpose code item 15	Specific channel or channel category (cat.) item 9	Additional dimension required
					Grants 1121 & 1151	Non grants 1122 & 1152	Amounts received 1130				
<b>1. Multilateral contributions to:</b>	210 0	<i>sum</i>									
1.1 UN agencies	210 1		2	10	110, 310	421	421	B02,B021 ,B022		cat. 41000	
1.2 EU	210 2		2	10	110	421	421	B02,B021 ,B022		cat. 42000	
1.3 IDA	210 3		2	10	110, 310, 618	421	421	B02,B021 ,B022		44002, 44003, 44007	
1.4 Other World Bank (AMCs, IBRD, IFC, MIGA)	210 4		2	10	110, 310	421	421	B02,B021 ,B022		44001, 44004, 44005, 44006	
1.5 Regional development banks	210 5		2	10	110, 310, 618	421	421	B02,B021 ,B022		cat. 46000	
1.6 Global Environment Facility	210 6		2	10	110, 310	421	421	B022		47044, 47129, 47130	
1.7 Other agencies	210 8		2	10	110, 310, 618	421, 422	421, 422	B02,B021 ,B022		other cat. 40000	
<b>2. Recoveries on multilateral ODA grant and capital subscriptions and negative commitments</b>	<b>211 0</b>		2	10	110, 310	421	110, 310	B02,B021 ,B022		cat. 40000	Recoveries are reportable under col. 1130, negative commitments under col. 1151 and 1152.
<i>Memo (bilat. + multilat.):</i>											No direct link

DAC1		Bi/multi item 10		Type of flow (Main DAC1 category) item 11		CRS++ items			Co-operation modality item 13	Purpose code item 15	Specific channel or channel category (cat.) item 9	Additional dimension required
						Type of finance item 12		Amounts received item 130				
						Grants item 1151	Non grants item 1152					
- HIPC Initiative	290 1		1, 2	10	110, 310,610,611 , 618	///////// /////	///////// /	B02,B021 ,B022, F01	60010, 60020, 60030	43002, 43004, 44003, 44007 46003(MDRI only) 46012(MDRI only) 42004 (MDRI only)	between CRS++ and rows 2901-2902. See list of HIPC recipients on the OECD website & use text search for "HIPC" and "debt reduction facility" among bilateral and multilateral contributions channelled through MDBs.	
- IDA Debt Reduction Facility	290 2		1, 2	10		///////// /////	///////// /			44001, 44002		
<b>II. OTHER OFFICIAL FLOWS</b>	<b>200</b>	<i>sum</i>										
<b>II.A. Other Official Bilateral Flows</b>	210	<i>sum</i>										
<b>1. Budget support</b>	<b>221 0</b>		1	21	///////// /	421	421	A01, A02		12000		
<b>2. Investment-related transactions</b>	<b>222 0</b>	<i>sum</i>			///////// /							
2.1 Through debt	222 1		1	21	///////// /	42x	42x					
2.2 Through equity investments	222 2		1	21	///////// /	5xx	5xx					
<i>of which shares in collective investment vehicles</i>	222 3		1	21	///////// /	520	520					

DAC1		CRS++ items								
		Bi/multi item 10	Type of flow (Main DAC1 category) item 11	Type of finance item 12			Co-operat ion modality item 13	Purpose code item 15	Specific channel or channel category (cat.) item 9	Additional dimension required
				Grants 1121 & 1151	Non grants 1122 & 1152	Amounts received 1130				
2.3 Through mezzanine finance	222 4		1	21	////////// /	43x	43x			
<i>Memo: Investment-related transactions, of which to the private sector</i>	222 5		1	21	////////// /	42x,5xx, 43x	42x,5xx,43x		6xxxx	
<b>3. Debt rescheduling</b>	<b>300</b>	<i>sum</i>			////////// //					
3.1 Non-concessional rescheduling	301		1	21	////////// /					
a) OOF claims (capitalised interest)	304		1	21	////////// /	623		60040		
b) Officially supported export credit claims	305		1	21	////////// /	636,637		60040		
c) Private sector claims	306		1	21	////////// /	624,625		60040		
3.2 OOF component of debt service reduction	303		1	21	////////// /	626,627, 638		60040		
<b>4. Other claims and grants</b>	<b>298</b>		1	21	110,210,618				cat. 10000, 11000, 13000, 21000, 22000, Cat. 61000 cat. 63000, 90000	For OOF debt grants for military debt forgiveness: purpose code=60020 and type of finance=618
<b>5. Offsetting entry for debt relief (OOF claims, principal)</b>	<b>102 0</b>		////////// ////	////////// /	////////// /	////////// ////	612, 622, 630			
<b>6. Other reimbursements on previously OOF rescheduled loans</b>	<b>299 9</b>			21			421,431,433	99810		No direct correspondence

DAC1		CRS++ items								
		Bi/multi item 10	Type of flow (Main DAC1 category) item 11	Type of finance item 12			Co-operation modality item 13	Purpose code item 15	Specific channel or channel category (cat.) item 9	Additional dimension required
				Grants 1121 & 1151	Non grants 1122 & 1152	Amounts received 1130				
										with CRS++ classifications. Flag PSI = 4
<b>7. Offsetting entry for PSI reported using the institutional approach</b>		<b>307</b>		1	21			110,510,520		
<b>II.B. Transactions with Multilateral Agencies at Market Terms</b>		325	<i>sum</i>							
1. Purchase of securities from issuing agencies		326		2	21	/////////////////	424,425	424,425		cat. 40000
2. Other transactions		327		2	21	110	421	421		cat. 40000
<i>Memo: - Interest received on OOF, total (bilat.+multilat.)</i>		795 0	<i>sum</i>							
<i>- Bilateral</i>		800 0	<i>interest dividend</i>	1	21	/////////////////	/////////			cat. <> 40000
<i>- Multilateral</i>		805	<i>interest dividend</i>	2	21	/////////////////	/////////			cat. 40000
- Offsetting entry for forgiven interest (OOF claims, interest)		786 0		1	21	/////////////////	/////////	613, 631		
<b>III. OFFICIALLY SUPPORTED EXPORT CREDITS</b>		<b>300 0</b>								
<b>III.A. Official direct export credits</b>		310 0		1	22		421	421		
<b>III.B. Officially guaranteed or insured export credits</b>		<b>320 0</b>		1	22		1100	1100		cat. 10000 61001, 61008,

DAC1			Bi/multi item 10	Type of flow (Main DAC1 category) item 11	Type of finance item 12			Co-operat ion modality item 13	Purpose code item 15	Specific channel or channel category (cat.) item 9	Additional dimension required
					Grants 1121 & 1151	Non grants 1122 & 1152	Amounts received 1130				
										61009, 62xxx, 63xxx	
III.C. Offsetting entry for debt relief (export credit claims, principal)	310 2		1	10/21/22			633,636,639				To derive offsetting entry, select combinations of types of flow and types of finance: 10/633 (amount extended); 21/636 (amount extended); 22/639 (amount received).
<b>IV. PRIVATE FLOWS AT MARKET TERMS</b>	<b>330 0</b>										
<b>IV.A. Bilateral Private Flows</b>	332 0	<i>sum</i>									
1. Private Foreign Direct Investment	340		1	36	////////// /	421,425, 510, 520, 530	421, 425, 510, 520 ,530				Also include as amounts received (col. 1130) the net support received from the official sector (row 287, col. 1140)
of which: New capital outflows	345		1	36	////////// /	421, 425,	421, 425, 510, 520				

			CRS++ items								
DAC1			Bi/multi item 10	Type of flow (Main DAC1 category) item 11	Type of finance item 12			Co-operation modality item 13	Purpose code item 15	Specific channel or channel category (cat.) item 9	Additional dimension required
					Grants 1121 & 1151	Non grants 1122 & 1152	Amounts received 1130				
						510,520					
2. Other securities and claims	3530	sum									
2.1 Total banks (long-term)	3840	sum									
a) Bonds	751		1	37	////////// /	423	423			61001, 62001, 63001	
b) Other bank	7530		1	37	////////// /	421,424,425,43x,510,520	421,424,425,43x,510,520			61001, 62001, 63001	
2.2 Non-banks	3860	sum									
a) Bonds	388		1	37	////////// /	423	423			<>61001, <>62001, <>63001	
b) Other securities (incl. equities)	3890		1	37	////////// /	421,424,425,43x,510,520	421,424,425,43x,510,520			<>61001, <>62001, <>63001	

DAC1			Bi/multi item 10	Type of flow (Main DAC1 category) item 11	CRS++ items			Co-operat ion modality item 13	Purpose code item 15	Specific channel or channel category (cat.) item 9	Additional dimension required
					Type of finance item 12						
					Grants 1121 & 1151	Non grants 1122 & 1152	Amounts received 1130				
3. Offsetting entry for debt relief (private claims, principal)	103 0		1	10,21,37	////////// /	////////// //////	614, 624, 632				To derive offsetting entry, select combinations of types of flow and types of finance: 10/614 (amount extended); 21/624 (amount extended); 37/632 (amount received).
<b><i>Memo items on development finance interventions (I. ODA + II. OOF):</i></b>											
<i>1. Development finance in blended finance packages</i>	223 1		1	10,21							[blended finance code – item 27] in (1,2,3,4)
<i>of which through funds and facilities</i>	223 2		1	10,21							[blended finance code – item 27] = 4
<i>2. Amounts mobilised from the private sector</i>	223 3		1	10,21,40							43b>0
<i>of which through guarantees</i>	223 4		1	40		1100	1100				43b>0
<b>VL.B. Multilateral Private Flows</b>	359		2	37	////////// /	42x,43x			cat. 40000		
<b>V. NET PRIVATE GRANTS</b>	<b>415</b>	<i>Calculat</i>									

DAC1		Bi/multi item 10	Type of flow (Main DAC1 category) item 11	Type of finance item 12			Co-operation modality item 13	Purpose code item 15	Specific channel or channel category (cat.) item 9	Additional dimension required
				Grants 1121 & 1151	Non grants 1122 & 1152	Amounts received 1130				
		<i>ed</i>								
derived as: 1. Gross outflow from private sources, less	425		1	30	110		//////////////////// /			
2. Support received from official sector	420		3	10	//////////////////// /	//////////////////// ////////	110	B01	cat. 22000 excluding foreign NGOs	
<b>VI. ITEM ONLY PARTLY COVERED IN DAC RESOURCE FLOW STATISTICS</b>										
1. Total participation in peacebuilding operations (incl. non-ODA)	207		1, 2	10, 50				15230 (for bi/multi = 1)	41310 (for bi/multi = 2)	

\* Until a final decision is taken on how to report private sector instruments, they will continue to be reportable on a net flow basis.

## Annex 6: Instructions for reporting on amounts mobilised from the private sector

This Annex provides detailed guidance on reporting amounts mobilised from the private sector in DAC statistics. It also describes, with the help of concrete examples, the methodologies for calculating amounts mobilised from the private sector through guarantees, syndicated loans, shares in collective investment vehicles (CIVs), direct investment in companies (DICs) / special purpose vehicles (SPVs), credit lines, simple co-financing arrangements and project finance schemes extended for development purposes.

### Code list for the leveraging mechanisms

<https://www.oecd.org/dac/financing-sustainable-development/development-finance-standards/data-collection-and-resources-for-data-reporters.htm>

<b>Syndicated loans</b>	
1	Syndicated loan, arranger
2	Syndicated loan, participant
<b>Shares in collective investment vehicles (CIVs)</b>	
3	Common share in flat collective investment vehicle
4	Shares in the riskiest tranche of structured collective investment vehicle, first loss share and other (e.g. lock up share)
5	Shares in the mezzanine/senior tranche of structured CIV
<b>Guarantees/insurance</b>	
6	Guarantee/insurance
<b>Direct investment in companies/special purpose vehicles (SPVs)</b>	
7	Direct investment in companies/SPVs, equity
8	Direct investment in companies/SPVs, mezzanine/senior debt
<b>Credit lines</b>	
9	Credit lines
<b>Simple co-financing arrangements</b>	
10	Simple co-financing

**List of supplementary *data* items to be provided alongside the main CRS++ form (in the worksheet “mobilisation”), for checking purposes only**

*For all leveraging mechanisms*

- **Amounts invested by your institution**

To capture the amount invested by the reporting institution. This field is applicable to all leveraging mechanisms. For guarantees, use this field to report on the guarantor’s exposure (needed in the case of co-guarantors).

- **Total official investment**

To capture the total amount invested by all official providers (including the reporting institution). This field is applicable to all leveraging mechanisms. For guarantees, use the field to report the sum of all official guarantors' exposure.

- **Private investment before attribution**

To capture the total private investment mobilised, before calculation of the share attributed to the reporting institution. This field is applicable to all leveraging mechanisms. For credit lines, use the field to report private finance mobilised at the level of the local financial institution (top-up funds).

- **Project finance flag**

This field is meant to isolate investments in broader project finance SPVs. It is mainly applicable to guarantees, syndicated loans and direct investment in project finance SPVs.

*For syndicated loans*

- **Type of arranger**

To capture the official vs. private nature of the arranger.

*For shares in CIVs and DICs/SPVs*

- **Number of official investors in the riskiest tranche**

This field is only applicable to shares in CIVs, direct investment in companies and project finance SPVs, for capturing the number of official actors (incl. the reporting institution, if relevant) investing in the riskiest tranche.

- **Number of official investors in the mezzanine/senior tranche**

This field is only applicable to shares in CIVs, direct investment in companies and project finance SPVs, for capturing the number of official investors (incl. the reporting institution, if relevant) in the mezzanine/senior tranches.

*For credit lines*

- **Revolving factor**

This field is only applicable to credit lines for capturing the value of a revolving factor, if relevant.

- **End-borrowers' equity**

This field is only applicable to credit lines for capturing the value of the end-borrowers' equity investment, as required by the credit line contract (if any).

## 1. GUARANTEES

Please note that this methodology is also relevant in the context of project finance SPVs (see section 7).

### DESCRIPTION

Guarantees refer to legally binding agreements under which the guarantor agrees to pay part or the entire amount due on a loan, equity or other instrument in the event of non-payment by the obligor or loss of value in case of investment. The term guarantee refers to both guarantee and insurance scheme.

### KEY ASSUMPTION AND ATTRIBUTION

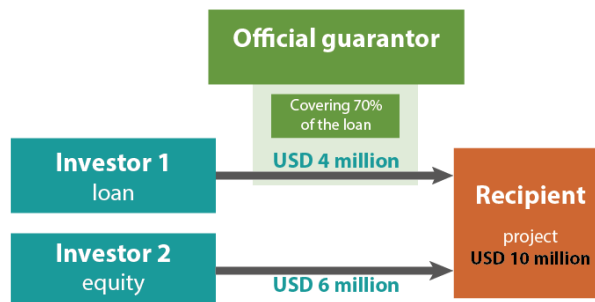
The implicit assumption is that the private investor would not have provided the loan, equity or other finance without the official guarantee. Attribution of the amount mobilised is to the official guarantor(s). In the case of co-guarantees, the amounts mobilised are attributed pro-rata, according to the amounts guaranteed by each guarantor. The amount mobilised by a guarantee is the face value of the instrument covered by the guarantee, irrespective of the exposure value of the guarantee.

In the case of co-guarantees, the private finance mobilised is attributed to all official guarantors, pro-rata according to the amount guaranteed by each. The role played by sub-guarantors is out of scope of the measure.

### EXAMPLE

A USD 10 million project receiving a loan of USD 4 million from Lender 1 – a private investor from the recipient country – and equity from Investor 1 for USD 6 million. Lender 1 benefits from an official guarantee covering up to 70% (USD 2.8 million) of the loan (Figure 1). The amount mobilised from the private investor by the official guarantee is USD 4 million (face value of the loan).

Figure 1. Example of a guarantee, mobilisation of private investment



**REPORTING INSTRUCTIONS****Table 1. Reporting instructions, guarantees**

<b>CRS FIELDS</b>	<b>OFFICIAL GUARANTOR</b>
11 – Type of flow (main DAC 1 category)	40=Non-flow
12 – Type of finance	1100=Guarantee/insurance
27 – Type of blended finance	3=blended finance through leveraging instruments at project level
33 – Commitment	0 (reportable for flows only)
43a - Leveraging mechanism	6=Guarantee/insurance
43b - Amounts mobilised from the private sector	4 000
43c - Origin of funds mobilised	2=Beneficiary country
<b>Supplementary data</b>	
Amount invested by your institution	2800
Total official investment	2800
Private investment before attribution	4000
Project finance flag	-

## 2. SYNDICATED LOANS

Please note that this methodology is also relevant in the context of project finance SPVs (see section 7).

### DESCRIPTION

Syndicated loans are defined as loans provided by a group of lenders (called a syndicate) who work together to provide funds for a single borrower. The main objective is to spread the risk of a borrower default across multiple lenders, and thereby encourage private participation. A syndicated loan arranged by an official institution may include financing from the market through the so-called “A/B loan” structure. The official institution often retains a portion of the loan for its own account (A Loan), and sells participations in the remaining portion to other participants (B Loan). The borrower signs a single loan agreement with the lender. Official arrangers may also seek to syndicate “parallel loans” from other official institutions and participants that are not eligible participants for B-loans<sup>2</sup>. In these cases, the official arranger identifies potential participants, structures the deals, and negotiates with the borrower in coordination with all parallel lenders.

### KEY ASSUMPTION AND ATTRIBUTION

The implicit assumption is that the private investor would not have provided the loan without the official sector involvement as an arranger or as a participant. The amount mobilised is attributed to the arranger and the participant(s) as follows:

- **50%** to the official arranger;
- **The remainder 50%** to all Participant(s), to all official participant(s), pro-rata to their respective financing share in the syndication.

$P$  = volume of private investment mobilised

$O$  = volume of official investment

$$\text{Amount mobilised by Arranger} = (P * 50\%) + \frac{O_{\text{Arranger}}}{O_{\text{Total}}} * (P * 50\%)$$

$$\text{Amount mobilised by Lender 1} = \frac{O_{\text{Participant}}}{O_{\text{Total}}} * (P * 50\%)$$

In the case of a **private arranger**, 100% of the amount mobilised is attributed to the official participants. The assumption is that private investors (including the arranger) would not have invested without the presence of official participants in the syndication.

### EXAMPLE

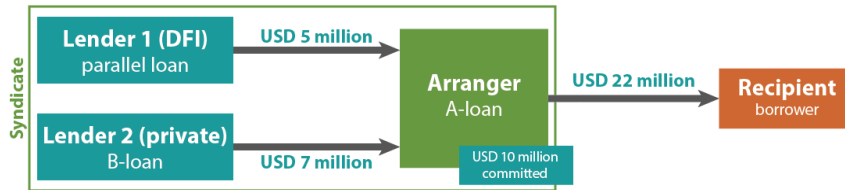
Figure 2 below illustrates a typical syndicated loan where an official institution provides a parallel loan of USD 5 million (Lender 1), and a private investor from an OECD country provides the B loan of USD 7 million (Lender 2). In this example, the arranger commits USD 10 million. The characteristics of the arranger determine the extent to which private

---

<sup>2</sup> Typically, in order to be eligible to participate in a syndication through a B-loan, the financial institution needs to be private in nature. Governmental, quasi-governmental or other official agencies including multilateral agencies are not B-loan eligible.

finance mobilised is attributed to the different actors of the syndication (see scenarios 1 and 2 below).<sup>3</sup>

Figure 2. Example of a typical syndicated loan



**REPORTING INSTRUCTIONS**

Scenario 1: arranger is an official institution

Table 2. Reporting instructions, syndicated loans, arranger is an official institution

YOUR INSTITUTION IS... CRS FIELDS	Arranger	Participant (Lender 1 in figure 2)
27 – Type of blended finance	3=blended finance through leveraging instruments at project level	3=blended finance through leveraging instruments at project level
43a – Leveraging mechanism	1=Syndicated loan, arranger	2=Syndicated loan, participant
43b - Amounts mobilised from the private sector	5 833	1 167
43c – Origin of funds mobilised	3=Third OECD/ high income country	3=Third OECD/high income country
<b>Supplementary data</b>		
Amount invested by your institution	10 000	5 000
Total official investment	15 000	15 000
Private investment before attribution	7 000	7 000
Project finance flag	-	-
Type of arranger	1=Official institution	1=Official institution

Calculation of the amounts mobilised from the private sector for example 1 (lender 2 is private and thus does not report):

$$\text{Amount mobilised by Arranger} = \text{USD } 5\,833 = (\text{USD } 7\,000 * 50\%) + \frac{\text{USD } 10\,000}{\text{USD } 15\,000} * (\text{USD } 7\,000 * 50\%)$$

$$\text{Amount mobilised by Lender 1} = \text{USD } 1\,167 = \frac{\text{USD } 5\,000}{\text{USD } 15\,000} * (\text{USD } 7\,000 * 50\%)$$

<sup>3</sup> In case of syndicated loans with participants bearing different levels of risk due to contractual arrangements, for the sake of simplicity, the different levels of seniority are not taken into account in the calculations.

*In case there is more than one official lender involved in the syndication – for example instead of lender 1, there are two official lenders, 1.a and 1.b, investing USD 3 million and USD 2 million respectively – the amounts mobilised would be calculated pro-rata as follows:*

$$\text{Amount mobilised by Lender 1. a} = \frac{\text{USD 3 000}}{\text{USD 15 000}} * (\text{USD 7 000} * 50\%)$$

$$\text{Amount mobilised by Lender 1. b} = \frac{\text{USD 2 000}}{\text{USD 15 000}} * (\text{USD 7 000} * 50\%)$$

*Scenario 2: arranger is a private company*

**Table 3. Reporting instructions, syndicated loans, arranger is private**

<b>YOUR INSTITUTION IS...</b> <b>CRS FIELDS</b>	<b>Arranger</b>	<b>Participant (Lender 1 in figure 2)</b>
27 – Type of blended finance	3=blended finance through leveraging instruments at project level	3=blended finance through leveraging instruments at project level
43a – Leveraging mechanism	n.a.	2=Syndicated loan, participant
42b - Amounts mobilised from the private sector	n.a.	17 000
43c – Origin of funds mobilised	n.a.	3=Third OECD/high income country
<b>Supplementary data</b>		
Amount invested by your institution	n.a.	5 000
Total official investment	n.a.	5 000
Private investment before attribution	n.a.	17 000
Project finance flag	n.a.	-
Type of arranger	n.a.	2=Private institution

*Calculation of the amounts mobilised from the private sector for example 3 (lender 2 is private and thus does not report):*

$$\text{Amount mobilised by Lender 1} = \text{USD 17 000} = \frac{\text{USD 5 000}}{\text{USD 5 000}} * (\text{USD 17 000} * 100\%)$$

### 3. SHARES IN COLLECTIVE INVESTMENT VEHICLES

#### *DESCRIPTION*

Shares in collective investment vehicles (CIVs) are those invested in entities that allow investors to pool their money and jointly invest in a portfolio of companies. A CIV can either have a flat structure – in which investment by each participant has the same profile with respect to risks, profits and losses – or have its capital divided in tranches with different risk and return profiles, e.g. by different order of repayment entitlements (seniority), different maturities (locked-up capital versus redeemable shares) or other structuring criteria. Moreover, CIVs can be close- or open-ended. Close ended CIVs have a limited period of time during which new investments in the CIV may be made (fund-raising period), while open-ended CIVs can issue and redeem shares at any time.

#### *KEY ASSUMPTION AND ATTRIBUTION*

The amount mobilised through CIVs is defined as the total private investment during the fund raising period. Such amounts are attributed to all official bodies investing in the CIV, taking into account the risk taken, as follows:

- **50%** of the amounts mobilised are attributed, equally, to each official participant in the riskiest tranche <sup>4</sup> of the CIV.
- **The remaining 50%** are attributed to all official participants pro-rata to the official financiers' investment share in the CIV at the moment of the private investment, regardless of the risk taken (i.e. including investors in both the riskiest and mezzanine/senior tranche). <sup>5</sup>

For practical reasons, the maximum fund-raising period during which official investments in both close- and open-ended CIVs can claim to have mobilised private investments is five years after the inception date of the CIV. <sup>6</sup>

#### *EXAMPLE*

In October 2008, two official investors – DFI 1 and DFI 2 – invest USD 10 million and USD 4 million respectively in the riskiest tranche of an open-ended CIV whose inception date was 15 September 2008. A private investor from the beneficiary country invests USD 6 million in June 2012, one official institution (DFI 3) invests USD 12 million in January 2013 in the mezzanine/senior tranche and a private investor from a third high income country invests USD 8 million in April 2013 (see Table 4 below). The amount mobilised

---

<sup>4</sup> The rationale here is that first-loss investors, or investors that otherwise carry higher risks than other equity or more senior investors, have the highest impact on the mobilisation of private investors.

<sup>5</sup> A pro-rata attribution based on the volume of the investment would be easy to calculate but would fail to take into account the fact that mobilisation also heavily depends on the official agency's non-monetary contributions (e.g. due diligence). Such an approach would result in a general underestimation of the amounts mobilised by small DFIs that often take an active role in a deal but invest relatively small amounts compared to other official agencies.

<sup>6</sup> This time limit has been set to recognise the fact that investment in some sectors (e.g. micro finance) is deemed riskier and may thus require a longer fund-raising period than other sectors; the private sector may wait until the CIV has built up a positive track record before investing. However, the time limit may not be applicable in cases where a strong causal link exists between official and private investments in a CIV, even more than five years after the inception date (e.g. re-capitalisation).

from the private sector during the fund-raising period is USD 14 million, of which USD 6 million in 2012 and USD 8 million in 2013.

**Table 4. Example of investments in a CIV (USD thousand)**

Investment year Investors	October 2008	June 2012	January 2013	April 2013
DFI 1 – Riskiest tranche	10 000			
DFI 2 – Riskiest tranche	4 000			
DFI 3 – Mezzanine/senior tranche			12 000	
Private investor 1		6 000		
Private investor 2				8 000
Total investments	14 000	6 000	12 000	8 000

The expected reporting from the official investors is illustrated in table below. The amounts mobilised are calculated as follows:

**Reporting in 2012:** the amount invested by Private investor 1 is attributable to DFIs 1 and 2.

$$\text{Amount mobilised by DFI 1} = \text{USD 3 643} = \frac{1}{2} * (\text{USD 6 000} * 50\%) + \frac{\text{USD 10 000}}{\text{USD 14 000}} * (\text{USD 6 000} * 50\%)$$

$$\text{Amount mobilised by DFI 2} = \text{USD 2 357} = \frac{1}{2} * (\text{USD 6 000} * 50\%) + \frac{\text{USD 4 000}}{\text{USD 14 000}} * (\text{USD 6 000} * 50\%)$$

**Reporting in 2013:** the amount invested by Private investor 2 is attributable to DFIs 1, 2 and 3 (50% of the amounts mobilised are attributed equally to the official investors in the riskiest tranche, DFI 1 and DFI 2, to reflect the higher risk exposed to and the resulting larger mobilisation effect. The remaining 50 % are attributed to all three official investors in the CIV pro-rata to their financial share in the official investment).

$$\text{Amount mobilised by DFI 1} = \text{USD 3 538} = \frac{1}{2} * (\text{USD 8 000} * 50\%) + \frac{\text{USD 10 000}}{\text{USD 26 000}} * (\text{USD 8 000} * 50\%)$$

$$\text{Amount mobilised by DFI 2} = \text{USD 2 615} = \frac{1}{2} * (\text{USD 8 000} * 50\%) + \frac{\text{USD 4 000}}{\text{USD 26 000}} * (\text{USD 8 000} * 50\%)$$

$$\text{Amount mobilised by DFI 3} = \text{USD 1 846} = \frac{\text{USD 12 000}}{\text{USD 26 000}} * (\text{USD 8 000} * 50\%)$$

**REPORTING INSTRUCTIONS****Table 5. Reporting instructions, shares in CIVs**

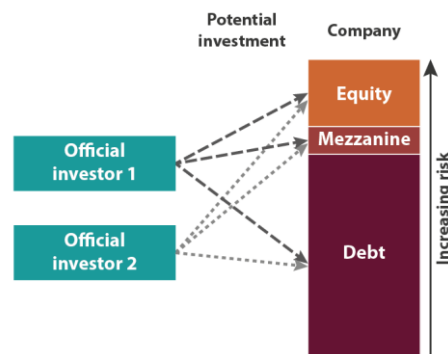
<b>REPORTING AGENCY</b>	<b>DFI 1</b>	<b>DFI 2</b>	<b>DFI3</b>
<b>CRS FIELDS</b>			
<b>Reporting in year 2012</b>			
12 – Type of finance	520=shares in CIVs	520=shares in CIVs	n.a.
27 – Type of blended finance	3=blended finance (...)	3=blended finance (...)	n.a.
43a - Leveraging mechanism	4=Shares in the riskiest tranche of structured CIV	4=Shares in the riskiest tranche of structured CIV	n.a.
43b - Amounts mobilised from the private sector	<b>3 643</b>	<b>2 357</b>	<b>n.a.</b>
43c - Origin of funds mobilised	2=Beneficiary country	2=Beneficiary country	n.a.
<i>Supplementary data</i>			
Amount invested by your institution	10 000	4 000	n.a.
Total official investment	14 000	14 000	n.a.
Private investment before attribution	6 000	6 000	n.a.
Number of official investors in the riskiest tranche	2	2	n.a.
Number of official investors in the mezzanine/senior tranche	0	0	n.a.
<b>Reporting in year 2013</b>			
12 – Type of finance	520=shares in CIVs	520=shares in CIVs	520=shares in CIVs
27 – Type of blended finance	3=blended finance (...)	3=blended finance (...)	3=blended finance (...)
43a - Leveraging mechanism	4=Shares in the riskiest tranche of structured CIV	4=Shares in the riskiest tranche of structured CIV	5=Shares in the mezzanine/senior tranche of structured CIV
43b - Amounts mobilised from the private sector	<b>3 538</b>	<b>2 615</b>	<b>1 846</b>
43c - Origin of funds mobilised	3=Third OECD/high income country	3=Third OECD/high income country	3=Third OECD/high income country
<i>Supplementary data</i>			
Amount invested by your institution	10 000	4 000	12 000
Total official investment	26 000	26 000	26 000
Private investment before attribution	8 000	8 000	8 000
Number of official investors in the riskiest tranche	2	2	2
Number of official investors in the mezzanine/senior tranche	1	1	1

#### 4. DIRECT INVESTMENT IN COMPANIES

Please note that this methodology is also relevant in the context of project finance SPVs (see section 7).

##### DESCRIPTION

For the purpose of this methodology, direct investment in companies refers to on-balance sheet investments in corporate entities which are conducted without any intermediary (e.g. a collective investment vehicle) and which typically consist of or can combine the following instruments/mechanisms: equity, mezzanine finance and senior loans. Official investments in companies constitute a key leveraging instrument for private sector development (business growth, economic and social impact, etc.), in particular in countries where private investors are generally reluctant to invest given the perceived risks.



##### KEY ASSUMPTION AND ATTRIBUTION

The general assumption is that the private sector would not have invested in a given company in a developing country without the official sector involvement. It is further assumed that equity investors, regardless whether they represent official or private entities, are exposed to higher risk than mezzanine and debt investors. In case of liquidation, quasi and senior debt investors are reimbursed with priority, shareholders only thereafter to an extent made possible by remaining liquidities.

Building on the above general assumption, it is further assumed that:

- When multiple official actors invest in the same company but take different levels of risk, **official investment in equity has a higher mobilisation impact on private finance** than official investment in mezzanine or senior debt.
- **Mezzanine and senior debt investors are exposed to the same level of risk**, regardless of the presence of equity providers, i.e. they are assumed to have the same probability of default.

Consequently:

- **50%** of the amounts mobilised from the private sector are attributed equally, to official investors according to **the risk taken**, i.e. to the official investors exposed to higher risk. Therefore, in cases where several official actors take different level of risk – i.e. by investing in both equity and mezzanine/senior debt – these 50% are attributed to equity investors only (see scenario B below).

- **The remaining 50%** are attributed among all official investors pro-rata to the official financiers' investment share in the company, at the time when the private sector is investing, and regardless of the risk profile of the investment.<sup>7</sup>

**Investment scenario A: all official investors take the same level of risk**

50% of the private investment mobilised is attributed equally to all official investors given that they are all exposed to the same level of risk (i.e. all investments are either equity or mezzanine/debt). The remaining 50% are attributed pro-rata to the official financiers' investment share in the company. The calculation method for estimating the amounts mobilised from the private sector for all official investors would be as follows:

$$DFI1 = \underbrace{\frac{1}{n} * (P * 50\%)}_{\text{Mobilisation effect based on the level of risk taken.}} + \underbrace{\frac{O_1}{O_{total}} * (P * 50\%)}_{\text{Mobilisation effect based on the investor's financial share in the total official investment in the company.}}$$

<i>DFI</i> = the official institution – e.g. national or international development finance institution – investing in a company;	<i>O</i> = volume of official investment;
<i>n</i> = the number of official investors;	<i>e</i> = equity;
<i>P</i> = volume of private investment mobilised;	<i>m</i> = mezzanine finance;
	<i>d</i> = senior debt.

**Investment scenario B: official investors take different levels of risk**

In investment scenario B, official investors invest in the equity as well as mezzanine/debt of the company, i.e. investments have different risk levels. Reporting will be according to the following formula:

$$DFI 1_e: \frac{1}{n_e} * (P * 50\%) + \frac{O_{1e}}{O_{total}} * (P * 50\%)$$

$$DFI 2_{m/d}: \frac{O_{2m/d}}{O_{total}} * (P * 50\%)$$

DFI  $2_{m/d}$  reflects the amount mobilised by the official investor through mezzanine and/or debt finance. Under this scenario, 50% of the amount mobilised from the private sector is attributed to equity investors to reflect the higher risk taken. The remaining 50% is attributed pro-rata to official financiers with shares in the company, including mezzanine and debt providers. Given the presence of other official equity investors, the probability of default of the public mezzanine and debt investors is assumed to be limited.

**POINT OF MEASUREMENT**

Ideally, the amounts mobilised are measured at the time of the commitment of the official investment. The measurement of the mobilisation effect is limited to a financing round, i.e. a formal (contractual) or informal (yet explicit) relationship between the official and private investment.

**EXAMPLE**

A crop producer decided to expand its company and sought external financing. The first financing round included two official equity investors – DFI 1 and DFI 2 – and a private

<sup>7</sup> This allows acknowledging the role of small DFIs that often take an active role in a deal but invest relatively small amounts compared to other official agencies

equity investor from the beneficiary country, investing USD 10 million, USD 4 million and USD 6 million respectively. In a second financing round, DFI 2 provided additional equity financing of USD 12 million, complemented with debt financing of USD 8 million from DFI 3 and mezzanine financing of USD 5 million from a private investor 2, based in a third high income country. Finally, in a third financing round, DFI 4 provided a subordinated loan of USD 2 million and DFI 3 a senior loan of USD 7 million to the company in order to support an additional equity investment by the private sponsor 1 amounting USD 1 million.

**Table 6. Direct investment in companies**

		Financing round 1	Financing round 2	Financing round 3
Equity	DFI 1	10000		
	DFI 2	4000	12000	
	Private 1	6000		1000
Debt	DFI 3		8000	7000
Mezzanine	DFI 4			2000
	Private 2		5000	

**Reporting for financing round 1:** The amount invested by Private investor 1 is attributable to DFI 1 and DFI 2. The first half of the private investment 1 is attributed to DFI1 and DFI2 equally (given that the both invested in equity), while the second half is attributed pro-rata to their financial share.

**Amounts mobilised by DFI 1 = USD 3 643** =  $\frac{1}{2} * (USD 6 000 * 50\%) + \frac{10000}{14000} * (USD 6 000 * 50\%)$

**Amounts mobilised by DFI 2 = USD 2 357** =  $\frac{1}{2} * (USD 6 000 * 50\%) + \frac{4000}{14000} * (USD 6 000 * 50\%)$

**Reporting for financing round 2:** The amount invested by the private investor 2 is attributable to DFIs 2 and 3. 50% of the amounts mobilised through the financing round 2 are attributed to DFI 2 only, given that it invested in the equity, and 50% are attributed to both the DFI 2 and DFI 3 pro-rata to their financial shares.

**Amounts mobilised by DFI 2 = USD 4 000** =  $\frac{1}{1} * (USD 5 000 * 50\%) + \frac{12000}{20000} * (USD 5 000 * 50\%)$

**Amounts mobilised by DFI 3 = USD 1 000** =  $\frac{8000}{20000} * (USD 5 000 * 50\%)$

**Reporting for financing round 3:** The amount invested by the private investor 1 in this financing round is attributable to DFIs 3 and 4. The attribution calculation is therefore the following: 50% of the USD 1 million is attributed to DFIs 3 and 4 equally – in the absence of other official investors in equity and given the same level of risk exposed to – and 50% pro-rata to their financial shares in the total official investment in the company at the moment of the private investment.

**Amounts mobilised by DFI 3 = USD 639** =  $\frac{1}{2} * (USD 1 000 * 50\%) + \frac{7000}{9000} * (USD 1 000 * 50\%)$

**Amounts mobilised by DFI 4 = USD 361** =  $\frac{1}{2} * (USD 1 000 * 50\%) + \frac{2000}{9000} * (USD 1 000 * 50\%)$

**REPORTING INSTRUCTIONS****Table 7. Reporting instructions, direct investment in companies****Reporting for financing round 1.**

<b>REPORTING INSTITUTION CRS FIELDS</b>	<b>DFI 1</b>	<b>DFI 2</b>	<b>DFI 3</b>	<b>DFI 4</b>
<b>27 – Type of blended finance</b>	3=blended finance through leveraging instruments at project level	3=blended finance through leveraging instruments at project level	n.a.	n.a.
43a - Leveraging mechanism and role/position	7=Direct investment in companies and project finance SPVs, equity	7=Direct investment in companies and project finance SPVs, equity	n.a.	n.a.
43b - Amount mobilised from the private sector	<b>3 643</b>	<b>2 357</b>	n.a.	n.a.
43c - Origin of funds mobilised	2=Recipient country	2=Recipient country	n.a.	n.a.
<b>Supplementary data</b>				
Amount invested by your institution	10 000	4 000	n.a.	n.a.
Total official investment	14 000	14 000	n.a.	n.a.
Private investment before attribution	6 000	6 000	n.a.	n.a.
Project finance flag	-	-	n.a.	n.a.
Number of official investors in the riskiest tranche	2	2	n.a.	n.a.
Number of official investors in the mezzanine/senior tranche	0	0	n.a.	n.a.

**Reporting for financing round 2.**

<b>REPORTING INSTITUTION CRS FIELDS</b>	<b>DFI 1</b>	<b>DFI 2</b>	<b>DFI 3</b>	<b>DFI 4</b>
<b>27 – Type of blended finance</b>	3=blended finance through leveraging instruments at project level	3=blended finance through leveraging instruments at project level	3=blended finance through leveraging instruments at project level	n.a.
43a - Leveraging mechanism and role/position	n.a.	7=Direct investment in companies and project finance SPVs, equity	8=Direct investment in companies and project finance SPVs, debt	n.a.
43b - Amount mobilised from the private sector	n.a.	<b>4 000</b>	<b>1 000</b>	n.a.
43c - Origin of funds mobilised	n.a.	3=Third OECD/high income country	3=Third OECD/high income country	n.a.
<b>Supplementary data</b>				
Amount invested by your institution	n.a.	12 000	8 000	n.a.
Total official investment	n.a.	20 000	20 000	n.a.
Private investment before attribution	n.a.	5 000	5 000	n.a.
Project finance flag	n.a.	-	-	n.a.
Number of official investors in the riskiest tranche	n.a.	1	1	n.a.
Number of official investors in the mezzanine/senior tranche	n.a.	1	1	n.a.

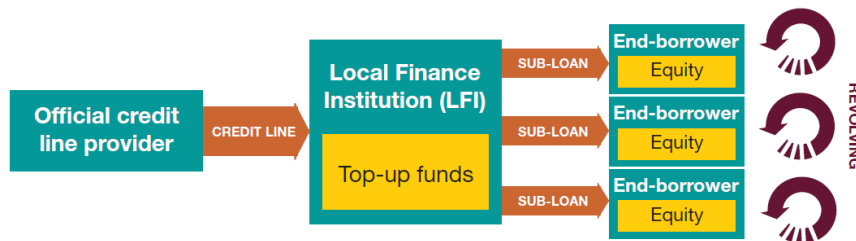
## Reporting for financing round 3.

REPORTING INSTITUTION CRS FIELDS	DFI 1	DFI 2	DFI 3	DFI 4
27 – Type of blended finance	n.a.	n.a.	3=blended finance through leveraging instruments at project level	3=blended finance through leveraging instruments at project level
43a - Leveraging mechanism and role/position	n.a.	n.a.	8=Direct investment in companies and project finance SPVs, debt	8=Direct investment in companies and project finance SPVs, debt
43b - Amount mobilised from the private sector	n.a.	n.a.	<b>639</b>	<b>361</b>
43c - Origin of funds mobilised	n.a.	n.a.	2=Beneficiary country	2=Beneficiary country
<b>Supplementary data</b>				
Amount invested by your institution	n.a.	n.a.	7 000	2 000
Total official investment	n.a.	n.a.	9 000	9 000
Private investment before attribution	n.a.	n.a.	1 000	1 000
Project finance flag	n.a.	n.a.	-	-
Number of official investors in the riskiest tranche	n.a.	n.a.	0	0
Number of official investors in the mezzanine/senior tranche	n.a.	n.a.	2	2

## 5. CREDIT LINES

### DESCRIPTION

A credit line refers to a standing credit amount which can be drawn upon at any time, up to a specific amount and within a given period of time. Borrowers (LFIs) decide how much of the agreed funding they wish to draw down and interest is paid only on the amount which is actually borrowed and not on the amount made available.



The maturity of the official credit line is usually longer than that of the individual sub-loans extended by the LFI to its clients, allowing the LFIs to on-lend to local end-borrowers (companies, project developers, etc.) on a revolving basis during the lifetime of a credit line.

### KEY ASSUMPTIONS AND ATTRIBUTION

The analysis of the causality for credit lines may be complex due to the number of actors potentially involved and the difficulty to access all the information, especially at the level of LFIs and end-borrowers. However, in the context of development finance, the main objective of credit lines is to support the private sector through the intermediation of the LFI. Therefore, it is assumed that the private sector (i.e. top-up financing by private LFIs, whether originating from their own resources or raised from the market, as well as private end-borrowers' equity) would not have invested without the credit line provided by the official sector. Based on these assumptions, the total private finance mobilised is composed of:

- **Top-up funds from the LFI** (in the case of a private LFI), including additional/external private funds raised by the LFI, and → *first level of mobilisation*
- **Equity investments by the private end-borrowers**, calculated using the average end-borrowers' equity. If applicable, they can be multiplied by a revolving factor (see box below). → *second level of mobilisation*

In most cases, the credit line agreement specifies the type of projects eligible for funding by the LFI (sub loans) and may also require other actors to take on some risks along with the official credit line provider (to align interests of the different investing institutions).

**Use and calculation of the revolving factor (RF)**

If the maturity of a credit line is longer than that of individual sub-loans extended by the LFI, on-lending occurs on a revolving basis during the lifetime of a credit line. In such cases, a revolving factor could be applied taking into account:

- the difference between the maturity of the credit line (plus grace period) and the average maturity (plus average grace period) of the sub-loans, and
- the (estimated) average use of credit lines.

$$\text{Revolving factor (RF)} = \frac{\text{Credit line maturity + grace period}}{\text{Average maturity of subloans + average grace period}} \times \text{Average use of credit lines}$$

If no information is available to calculate the RF or if the maturity of the credit line is not longer than that of the sub-loans, the revolving factor can be set at 1.

The total private finance mobilised through the credit line is attributed pro-rata to the financial share of the official credit line provider (taking into consideration the official co-investors documented in the credit line contract and the case where the LFI is public).

*DFI1, DFI2 = amounts mobilised by official institutions providing the credit line;*

*CL1, CL2 = credit extended by official institutions providing the credit line;*

*LFI<sub>P</sub> = top-up/additional/external funds by private LFI;*

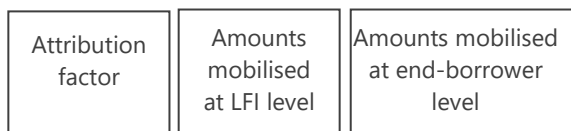
*LFI<sub>O</sub> = top-up/additional/external funds by public LFI;*

*B = Average end-borrowers' equity;*

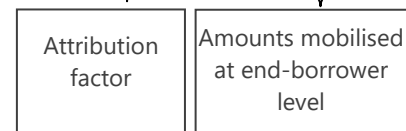
*RF = revolving factor.*

**Scenario A: Private LFI**

$$DFI1 = \frac{CL1}{CL1+CL2} \times (LFI_P + B \times RF)$$

**Scenario B: Public LFI**

$$DFI1 = \frac{CL1}{CL1+CL2+LFI_O} \times (B \times RF)$$



1. In cases where several official institutions provide credit lines to the same private LFI (scenario A), the attribution factor can only be used when the top-up amount and the end-borrower equity are known. If these amounts are estimated based on the credit lines' requirements, the attribution factor should not be used. However, an attribution factor should always be used in cases where the LFI is public (scenario B), and this even if only one DFI provides the credit line so as to reflect the role of the developing countries and to not overestimate mobilisation by development co-operation actors.

**POINT OF MEASUREMENT**

The reporting of the amounts mobilised is carried out ex-ante, i.e. when the credit line is committed by the official sector.

**EXAMPLES AND REPORTING INSTRUCTIONS****a) Example 1 - LFI is private**

In 2014, an official institution (DFI1) extends a 90 000 USD credit line (CL1) to a private financial institution based in a developing country. An international financial institution (DFI2) decides to also invest in the credit line and contributes to an additional 10 000 USD (CL2).

The credit line has a maturity of **20 years** (no grace period) and requires the LFI to top up the loan by at least 10% (10% \* 100 000 = 10 000 USD).

Finally, the LFI invests 18 000 USD and raises 2 000 USD locally, for a total of USD 20 000 (LFI<sub>P</sub>)<sup>8</sup>: the funds available for sub-loans therefore amount to 120 000 USD (100 000 + 20 000).

The LFI extends loans to end-borrowers (SMEs/project developers) in the developing country with an average maturity of **5 years** (no grace period). However, based on credit lines extended in the past, they are not fully utilised during all their life and it is estimated that the average utilisation of credit lines reaches **55%**. The credit line contract also requires additional investment by the end-borrowers in the form of equity. The development bank does not have information on the average end-borrowers' equity investment but it is known that the minimum own-equity ratio of end-borrowers corresponds to 20% of the credit line.

**Reporting in 2014** (*USD thousand*)

**Revolving factor** =  $2.2 = \frac{20}{5} \times 55\%$

**Average end-borrower equity** = **USD 24** = (120 × 20%)

**DFI1** = **USD 65.5** =  $\frac{90}{90+10} \times (\text{USD } 20 + \text{USD } 24 \times 2.2)$

**DFI2** = **USD 7.3** =  $\frac{10}{90+10} \times (\text{USD } 20 + \text{USD } 24 \times 2.2)$

**Table 8. Reporting instructions, credit lines, LFI is a private entity**

REPORTING INSTUTION CRS FIELDS	DFI1	DFI2
27 – Type of blended finance	3=blended finance through leveraging instruments at project level	3=blended finance through leveraging instruments at project level
43a - Leveraging mechanism and role/position	9=Credit line	9=Credit line
43b – Amounts mobilised from the private sector	<b>65 520</b>	<b>7 280</b>
43c – Origins of funds mobilised	2=Recipient country	2=Recipient country
<b>Supplementary data</b>		
Amount invested by your institution	90 000	10 000
Total official investment	100 000	100 000
Private investment before attribution	20 000	20 000
Revolving factor	2.2	2.2
End-borrowers' equity	24 000	24 000

<sup>8</sup> In this example, the “top-up” is known while in many cases, it is only estimated (e.g. based on credit lines' requirements). In this case, there is no need to use an attribution factor.

**b) Example 2 - LFI is public**

Scenario A still applies with only one difference: the LFI in the recipient country is a public institution. This attribution method takes into account the role of the public LFI, regardless of whether this latter reports to the DAC.

**Reporting in 2014 (USD thousand)**

$$\mathbf{DFI1 = USD 39.6} = \frac{90}{90+10+20} \times (\mathbf{USD 24} \times 2.2)$$

$$\mathbf{DFI2 = USD 4.4} = \frac{10}{90+10+20} \times (\mathbf{USD 24} \times 2.2)$$

$$\mathbf{LFIp = USD 8.8} = \frac{20}{90+10+20} \times (\mathbf{USD 24} \times 2.2)$$

**Table 9. Reporting instructions, credit lines, LFI is public entity**

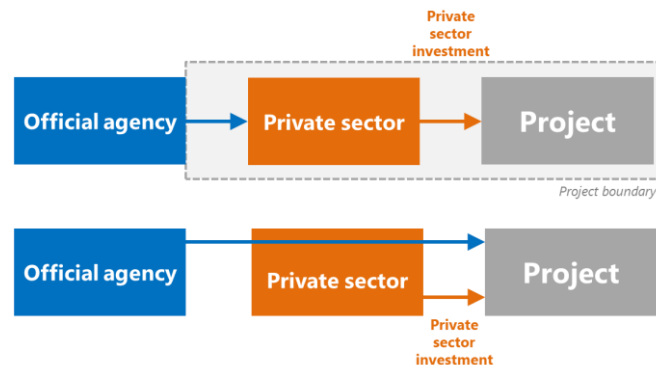
REPORTING INSTITUTION CRS FIELDS	DFI1	DFI2
27 – Type of blended finance	3=blended finance through leveraging instruments at project level	3=blended finance through leveraging instruments at project level
43a - Type of leveraging mechanism and role/position	9=Credit line	9=Credit line
43b – Amounts mobilised from the private sector	<b>39 600</b>	<b>4 400</b>
43c – Origins of funds mobilised	2=Recipient country	2=Recipient country
<i>Supplementary data</i>		
Amount invested by your institution	90 000	10 000
Total official investment	120 000	120 000
Private investment before attribution	0	0
Revolving factor	2.2	2.2
End-borrowers' equity	24 000	24 000

## 6. SIMPLE CO-FINANCING ARRANGEMENTS

### DESCRIPTION

Simple co-financing arrangements refer to various business partnerships, B2B programmes, business surveys, matching programmes and similar, but also result-based approaches.

Figure 3. Possible schemes of simple co-financing arrangements



### KEY ASSUMPTIONS

The measurement of private finance mobilised is based on the general assumption that the private sector would not have invested without the official finance interventions (additionality assumption). A causal link between a standard grant or loan and a private co-investment is established only if it can be demonstrated (e.g. through contractual/financial agreement, project documentation) **that the provision of official funds is conditioned<sup>9</sup>** to:

- Private sector co-financing, or
- Specific outcomes of private sector investment (in the case of result-based financing mechanisms).

In either case, the total project costs have to exceed the amount provided by the official agency.

### ATTRIBUTION METHOD

Private finance mobilised through a simple co-financing arrangement is attributed to official actors pro-rata to their respective financial share in the deal.

$$\text{Amounts mobilised by A} = \frac{O_A}{O_{\text{total}}} \times P$$

$O_A$  = Investment by the official actor;  $O_{\text{total}}$  = Total official investment;  $P$  = Private investment

Project boundaries are defined as financial arrangements and specifications agreed among the official provider and recipient private entity, for a specific activity and as recorded in the provider's documentation.

<sup>9</sup> The provision of technical assistance (capacity building, feasibility study etc.) can be claimed to mobilise private finance only for projects where causality - i.e. direct link with private investments - is demonstrated in the project documentation or financial agreement.

Financing committed outside defined financial arrangement (whether upstream of downstream) is considered out of scope.

### ***POINT OF MEASUREMENT***

The point of measurement may vary, depending on the modality and data availability. Mobilisation by standard grants and loans in simple co-financing arrangements is ideally measured at the commitment stage or, alternatively, when the private investment takes place.

### ***EXAMPLES AND REPORTING INSTRUCTIONS***

#### *Example 1: single official actor*

Based on the results of an open competition, an aid agency awards a grant of USD 2 million to a private company in the provider country to implement a development project with a total project cost 3 million.

**Table 10. Reporting instructions, grants and loans in co-financing arrangements**

<b>CRS FIELD</b>	<b>Reporting agency</b>	<b>Aid agency</b>
11 – Financial instrument		110=standard grant
27 – Type of blended finance		3=blended finance through leveraging instruments at project level
43a – Leveraging mechanism		10=Simple co-financing
43b – Amounts mobilised from the private sector		<b>1000</b>
43c – Origin of funds mobilised		1=provider country
<b><i>Supplementary data</i></b>		
Amount invested by your institution		2000
Total official investment		2000
Private finance before attribution		1000

#### *Example 2: multiple official actors*

An IFI and a bilateral aid agency partnered with a private company in the beneficiary country to co-finance a project of USD 5 million. The project documentation indicates that an IFI finances a USD 2.5 million loan, the bilateral aid agency provides a technical assistance grant amounting to USD 0.5 million and the remaining USD 2 million originates from private sources.

Table 11. Reporting instructions

<b>CRS FIELD</b>	<b>Reporting agency</b>	<b>IFI</b>	<b>Aid agency</b>
11 – Financial instrument		421=standard loan	110=standard grant
13 – Type of aid		C01=project-type intervention	D02=other technical assistance
27 – Type of blended finance		3=blended finance through leveraging instruments at project level	3=blended finance through leveraging instruments at project level
43a – Leveraging mechanism		10=simple co-financing	10=simple co-financing
43b – Amounts mobilised from the private sector		<b>1666.67</b>	<b>333.33</b>
43c – Origin of funds mobilised		3. 3=beneficiary country	3=beneficiary country
<b>Supplementary data</b>			
Amount invested by your institution		2500	500
Total official investment		3000	3000
Private finance before attribution		2000	2000

## 7. REPORTING GUIDANCE FOR PROJECT FINANCE SCHEMES

*This section provides guidance on when to apply or combine existing methodologies for guarantees, syndicated loans and direct investment in companies to attribute private finance mobilised by official development finance interventions in a project finance structure (SPV).*

### **DESCRIPTION**

For the purpose of this Survey, project finance refers to non-recourse or limited recourse financing<sup>10</sup> of projects via special purpose vehicles (SPVs). Typical project finance instruments include equity instruments, senior debt, as well as credit enhancements such as guarantees. It follows that project finance usually involves multiple actors including at least private and/or official project sponsors/developers investing the equity, and debt providers such as development banks, development finance institutions, or commercial banks. Senior debt enjoys priority in terms of repayment over all other forms of finance. That is, repayment risks for senior lenders are lower than for equity investors.

### **KEY ASSUMPTIONS**

The basic assumption is that the private sector would not have invested in the project finance SPV without the involvement of the official sector (additionality assumption). It is further assumed that, in project finance, the causal link between official and private investment is stronger in a syndication or a guarantee scheme.

Project boundaries are defined by the balance sheet of the SPV, as well as potential guarantee arrangements, as recorded in the providers' documentation, particularly the financial closure arrangements. Financing committed outside the SPV is not considered.

### **ATTRIBUTION METHOD**

Private finance can be mobilised in a project finance SPV by official interventions, and therefore attributed according to four main scenarios (see Table 12 below).

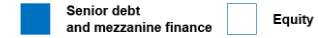
### **POINT OF MEASUREMENT**

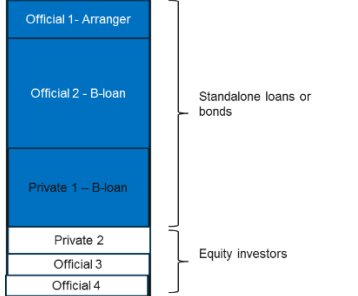
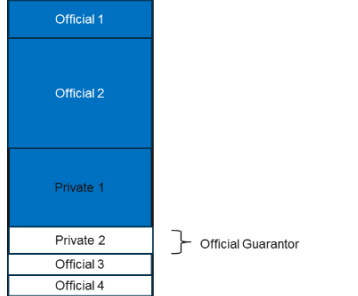
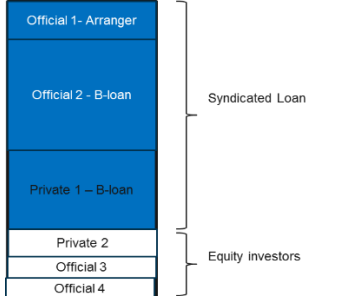
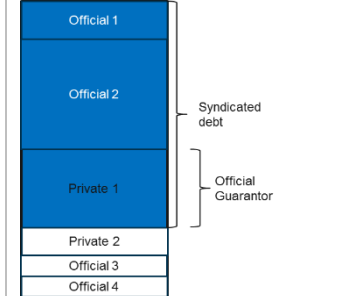
The amounts mobilised from the private sector are measured at the financial closure stage, i.e. the point in time where all agreements related to the project finance SPV have been signed and all required conditions (including financial commitments) have been concluded. If the project is divided in several phases with subsequent financial closure(s), the amounts mobilised are measured at the financial closure for each phase.

---

<sup>10</sup> Non-recourse or limited recourse financing refers to a financial structure, where the investors and lenders rely either exclusively (non-recourse) or mainly (limited recourse) on the cash flow generated by the project to repay their loans and earn a return on their investments.

Table 12. Attribution guidance per project finance scenario



Project finance structure	<p><b>Scenario 1 – Debt is not syndicated; no guarantee in project finance.</b></p> 	<p><b>Scenario 2 – Debt is not syndicated; private equity (and/or debt) is officially guaranteed.</b></p> 	<p><b>Scenario 3 – Debt is syndicated. Private B-loan is not guaranteed.</b></p> 	<p><b>Scenario 4 – Debt is syndicated; private B-loan in the syndication is also officially guaranteed (methodologies overlap).</b></p> 
Attribution methods	<ul style="list-style-type: none"> <li>Private investment in the SPV (Private 1 and 2) is attributed to all official actors in the SPV (officials 1, 2, 3 and 4) according to the <i>direct investment in companies methodology</i> (see section 4 of this note).</li> </ul>	<ul style="list-style-type: none"> <li>Private equities (private 2) is attributed to the official guarantor according to the <i>guarantee methodology</i> (see section 1 of this note).</li> <li>Private debt (Private 1) is attributed to all official actors in the SPV (officials 1, 2, 3 and 4) according to the <i>direct investment in companies methodology</i> (see section 4 of this note).</li> </ul>	<ul style="list-style-type: none"> <li>Private B-loan (Private 1) is attributed to official actors involved in the loan syndication (official 1 and official 2) according to the <i>syndicated loan methodology</i> (see section 2 of this note).</li> <li>Private equities (private 2) is attributed to all official actors in the SPV (officials 1, 2, 3 and 4) according to the <i>direct investment in companies methodology</i> (see section 4 of this note).</li> </ul>	<ul style="list-style-type: none"> <li>Private equities (private 2) is attributed to all official actors in the SPV (officials 1, 2, 3 and 4) according to the <i>direct investment in companies methodology</i> (see section 4 of this note).</li> <li>Private B-loan (private 1) is attributed by sharing equally.                             <ul style="list-style-type: none"> <li>50% to the official participants in the syndicated loan (officials 1 and 2) according to the <i>syndicated loans methodology</i> (see section 2 of this note).</li> <li>50% to the official guarantor(s) according to the <i>guarantee methodology</i> (see section 1 of this note).</li> </ul> </li> </ul>

## EXAMPLES AND REPORTING INSTRUCTIONS

An SPV was set up for a large-scale infrastructure project, amounting to USD 0.9 billion. An MDB1 arranged a syndicated loan with the following structure:

- MDB1 arranger (A-loan): USD 150 million;
- MDB2 (parallel loan): USD 350 million;
- Private banks (B-loans): USD 200 million.

The private banks in the syndication also benefitted from a guarantee extended by an aid agency (i.e. potential overlap of methodologies). Local private project developers invested USD 110 million in the equity, alongside a DFI which sponsored the project with an equity investment of USD 50 million.

### *Reporting of the amounts mobilised through the syndication*

Private B-loans in the syndication, which also benefited from a guarantee, are attributed equally (50/50) to both the official actors in the syndication and the official guarantor, using the existing methodologies for syndicated loans and guarantees.

**Table 13. Reporting instructions**

<b>Reporting institution CRS FIELD</b>	<b>MDB1</b>	<b>MDB2</b>	<b>Aid agency</b>
11 – Type of finance	421=standard loan	421=standard loan	1100=guarantee/insurance
27 – Type of blended finance	3=blended finance through leveraging instruments at project level	3=blended finance through leveraging instruments at project level	3=blended finance through leveraging instruments at project level
43a – Leveraging mechanism	1=syndicated loan, arranger	2=syndicated loan, participant	6=guarantee/insurance
43b – Amounts mobilised	<b>65 000</b>	<b>35 000</b>	<b>100 000</b>
43c – Origin of funds mobilised	5=Other/multiple origins	5=Other/multiple origins	5=Other/multiple origins
<b>Supplementary data</b>			
Amount invested by your institution	150 000	350 000	75 000
Total official investment	500 000	500 000	75 000
Private investment before attribution	100 000	100 000	100 000
Project finance flag	1	1	1
Type of arranger	1=Official	1=Official	n/a

### *Reporting of the non-guaranteed and not syndicated private investment (private equity sponsors)*

The non-guaranteed and not syndicated private investment is attributed to all official actors in the SPV using the methodology for direct investment in companies (reported as a separate record in the template, possibly using the same ID number).

Table 14. Reporting instructions

<b>Reporting institution CRS FIELD</b>	<b>MDB1</b>	<b>MDB2</b>	<b>DFI</b>
11 – Type of finance	421=standard loan	421=standard loan	510=common equity
27 – Type of blended finance	3=blended finance through leveraging instruments at project level	3=blended finance through leveraging instruments at project level	3=blended finance through leveraging instruments at project level
43a – Leveraging mechanism	8=direct investment in companies and project finance SPVs, debt	8=direct investment in companies and project finance SPVs, debt	7=direct investment in companies and project finance SPVs, equity
43b – Amounts mobilised	<b>15 000</b>	<b>35 000</b>	<b>60 000</b>
43c – Origin of funds mobilised	2=Recipient country	2=Recipient country	2=Recipient country
<b>Supplementary data</b>			
Amount invested by your institution	150 000	350 000	50 000
Total official investment	550 000	550 000	550 000
Private investment before attribution	250 000	250 000	250 000
Project finance flag	1	1	1
Number of official investors in the riskiest tranche	1	1	1
Number of official investors in the mezzanine/senior tranche	2	2	2

## Annex 7a: Reporting on debt relief, grant equivalent basis

This annex contains examples that illustrate the methodology for calculating the ODA grant equivalent of debt relief for non-ODA and ODA claims. The examples illustrate the ODA calculation both for loans committed and disbursed before 2018 and loans committed and disbursed as from 2018.

In addition, the annex describes the Excel template - available on the website at [www.oecd.org/dac/stats/methodology](http://www.oecd.org/dac/stats/methodology) - for collecting the details of debt relief operations and facilitating reporting.

### 1. Examples for non-ODA claims

This section illustrates the application of the methodology for ODA accounting of debt relief (debt forgiveness and debt rescheduling) of non-ODA claims (OOF, export credits, private flows at market terms).

Consider an OOF loan to a low-income country of USD 300 million, committed and fully disbursed in 2020. The section illustrates the application of the methodology in 3 different cases. The summary table below presents the final results for all cases, depending on the income group of the loan beneficiary.

Summary table

Loan to:	Case A	Case B	Case C
	Debt cancellation	Debt rescheduling	
<i>LDC and other LIC</i>	277	149	0
<i>LMIC</i>	277	121	0
<i>UMIC</i>	277	104	0

**Case A: A debt relief operation occurs at the beginning of 2027 (before the annual payment) in the form of debt forgiveness.**

The borrower made one payment of USD 23 million after the end of the grace period and before the debt relief. There are no interests in arrears. The outstanding principal amount to be forgiven is USD 277 million.

#### *Amount to be recorded as ODA in 2027*

It is the amount of debt forgiveness, the ODA amount recorded is the face value of the amount forgiven at the date of the treatment (it is equal to the amount in current prices).

**ODA = 277.0**

**Case B: The debt relief operation occurs at the beginning of 2027 (before the annual payment) in the form of a concessional rescheduling.**

Similarly to case A, the outstanding principal amount is USD 277 million. It is assumed that there are no interests in arrears. The rescheduling terms provide a maturity of 24 years to 2051, with a grace period of 6 years. The interest rate for the rescheduling is set at 2 %. The operation will lead to repayments in principal of USD 15 million each from 2033.

**Amount to be recorded as ODA in 2027**

The grant element and grant equivalent of the rescheduled loan can be calculated as shown below. The operation conveys a grant element of 54% which is above the agreed threshold of 45% for ODA eligibility of a loan to a low income country; the grant equivalent of the operation can therefore be recorded as ODA.

Date payment due	Period (p)	Principal outstanding	Future payments			Annual factor at 9% (1.09) <sup>p</sup>	Present value of future payments
			Principal	Interest	Total		
01/06/2027							
01/06/2028	1	277.0		5.5	5.5	1.1	5.1
01/06/2029	2	277.0		5.5	5.5	1.2	4.7
01/06/2030	3	277.0		5.5	5.5	1.3	4.3
01/06/2031	4	277.0		5.5	5.5	1.4	3.9
01/06/2032	5	277.0		5.5	5.5	1.5	3.6
01/06/2033	6	277.0	14.6	5.5	20.1	1.7	12.0
01/06/2034	7	262.4	14.6	5.2	19.8	1.8	10.8
01/06/2035	8	247.8	14.6	5.0	19.5	2.0	9.8
01/06/2036	9	233.3	14.6	4.7	19.2	2.2	8.9
01/06/2037	10	218.7	14.6	4.4	19.0	2.4	8.0
01/06/2038	11	204.1	14.6	4.1	18.7	2.6	7.2
01/06/2039	12	189.5	14.6	3.8	18.4	2.8	6.5
01/06/2040	13	174.9	14.6	3.5	18.1	3.1	5.9
01/06/2041	14	160.4	14.6	3.2	17.8	3.3	5.3
01/06/2042	15	145.8	14.6	2.9	17.5	3.6	4.8
01/06/2043	16	131.2	14.6	2.6	17.2	4.0	4.3
01/06/2044	17	116.6	14.6	2.3	16.9	4.3	3.9
01/06/2045	18	102.1	14.6	2.0	16.6	4.7	3.5
01/06/2046	19	87.5	14.6	1.7	16.3	5.1	3.2
01/06/2047	20	72.9	14.6	1.5	16.0	5.6	2.9
01/06/2048	21	58.3	14.6	1.2	15.7	6.1	2.6
01/06/2049	22	43.7	14.6	0.9	15.5	6.7	2.3
01/06/2050	23	29.2	14.6	0.6	15.2	7.3	2.1
01/06/2051	24	14.6	14.6	0.3	14.9	7.9	1.9
<b>sum =</b>							<b>127.5</b>

Grant element =  $(277.0 - 127.5)/277.0 = 54.0\% > 45\%$  ; Grant equivalent =  $277.0 - 127.52 = 149.5$

**ODA = 149.5**

**Case C: The debt relief operation occurs at the beginning of 2027 (before the annual payment) in the form of a non-concessional rescheduling.**

Similarly to case A, the outstanding principal amount is USD 277 million. It is assumed that there are no arrears on interests. The rescheduling terms provide a maturity of 17 years to 2044, with a grace period of 6 years. The interest rate for the rescheduling is set at 5.1%. The operation will lead to repayments in principal of USD 23 million each from 2033.

***Amount to be recorded as ODA in 2027***

The grant element of the rescheduled loan can be calculated as shown below. The operation conveys a grant element of 27% which is below the agreed threshold of 45% for ODA eligibility of a loan to a low income country; the operation is recorded as OOF and there is no grant equivalent recorded as ODA.

Date payment due	Period (p)	Principal outstanding	Future payments			Annual factor at 9% (1.09) <sup>p</sup>	Present value of future payments
			Principal	Interest	Total		
01/06/2027							
01/06/2028	1	277.0		14.1	14.1	1.1	13.0
01/06/2029	2	277.0		14.1	14.1	1.2	11.9
01/06/2030	3	277.0		14.1	14.1	1.3	10.9
01/06/2031	4	277.0		14.1	14.1	1.4	10.0
01/06/2032	5	277.0		14.1	14.1	1.5	9.2
01/06/2033	6	277.0	23.1	14.1	37.2	1.7	22.2
01/06/2034	7	253.9	23.1	12.9	36.0	1.8	19.7
01/06/2035	8	230.8	23.1	11.8	34.9	2.0	17.5
01/06/2036	9	207.8	23.1	10.6	33.7	2.2	15.5
01/06/2037	10	184.7	23.1	9.4	32.5	2.4	13.7
01/06/2038	11	161.6	23.1	8.2	31.3	2.6	12.1
01/06/2039	12	138.5	23.1	7.1	30.1	2.8	10.7
01/06/2040	13	115.4	23.1	5.9	29.0	3.1	9.4
01/06/2041	14	92.3	23.1	4.7	27.8	3.3	8.3
01/06/2042	15	69.3	23.1	3.5	26.6	3.6	7.3
01/06/2043	16	46.2	23.1	2.4	25.4	4.0	6.4
01/06/2044	17	23.1	23.1	1.2	24.3	4.3	5.6
<b>sum=</b>							<b>203.5</b>

Grant element =  $(277.0 - 203.5)/277.0 = 26.5\% < 45\%$

**ODA = 0**

## 2. Examples for ODA claims

This section illustrates the application of the methodology for ODA accounting of debt relief (debt forgiveness and debt rescheduling) of ODA claims. A ceiling (face value of the original loan, in nominal terms) applies to the entire perimeter of the debt treated, including interests in arrears and late interests. Three examples of loans and nine cases of debt relief operations are used. The summary table below presents the final results for the seven first cases, depending on the income group of the loan beneficiary.

**Summary table**

Loan committed and disbursed:	ODA calculated before application of the ceiling							ODA recorded for debt relief, after application of the ceiling							For reference			
	As from 2018							As from 2018							Original ODA recorded		Ceiling	
	Case 1	Case 2	Case 3	Case 4	Case 5	Case 6	Case 7	Case 1	Case 2	Case 3	Case 4	Case 5	Case 6	Case 7	Cases 1 to 6	Case 7	Cases 1 to 6	Case 7
<b>LDC and other LIC</b>	207	52	221	72	91	17	401	154	52	154	72	91	17	77	146	23	300	100
<b>LMIC</b>	225	43	238	61	79	13	249	184	43	184	61	79	13	77	116	23	300	100
<b>UMIC</b>	235	37	248	54	70	10	199	202	37	202	54	70	10	77	98	23	300	100

**Example 1: Consider an ODA loan to a low-income country of USD 300 million, committed and fully disbursed in 2020 i.e. post 2018, with an interest rate of 2%, a grace period of 6 years and a maturity of 18 years.**

The application of the methodology for calculating ODA debt relief for this loan is illustrated below for 6 different cases (Cases 1-6), step by step. For each of these cases, there is also an illustration of ODA recording if the loan had been committed and disbursed prior to 2018.

Finally, Case 7 illustrates a loan committed and disbursed prior to 2018, substantially repaid prior to 2018 and which accumulated large amounts of late interests.

**Step 0 (Applicable to cases 1-6). Calculation of the grant equivalent recorded as ODA in 2020**

The grant equivalent of the loan, recorded as ODA in 2020 is **USD 146 million**.

Date payment due	Period (p)	Principal outstanding	Principal	Interest	Total	Annual factor at 9% (1.09) <sup>p</sup>	Present value of future payments
01/06/2020							
01/06/2021	1	300.0		6.0	6.0	1.1	5.5
01/06/2022	2	300.0		6.0	6.0	1.2	5.1
01/06/2023	3	300.0		6.0	6.0	1.3	4.6
01/06/2024	4	300.0		6.0	6.0	1.4	4.3
01/06/2025	5	300.0		6.0	6.0	1.5	3.9
01/06/2026	6	300.0	23.1	6.0	29.1	1.7	17.3
01/06/2027	7	276.9	23.1	5.5	28.6	1.8	15.7
01/06/2028	8	253.8	23.1	5.1	28.2	2.0	14.1
01/06/2029	9	230.8	23.1	4.6	27.7	2.2	12.8
01/06/2030	10	207.7	23.1	4.2	27.2	2.4	11.5
01/06/2031	11	184.6	23.1	3.7	26.8	2.6	10.4
01/06/2032	12	161.5	23.1	3.2	26.3	2.8	9.4
01/06/2033	13	138.5	23.1	2.8	25.8	3.1	8.4
01/06/2034	14	115.4	23.1	2.3	25.4	3.3	7.6
01/06/2035	15	92.3	23.1	1.8	24.9	3.6	6.8
01/06/2036	16	69.2	23.1	1.4	24.5	4.0	6.2
01/06/2037	17	46.2	23.1	0.9	24.0	4.3	5.5
01/06/2038	18	23.1	23.1	0.5	23.5	4.7	5.0
<b>Sum=</b>							<b>154.0</b>

Grant element =  $(300 - 154.0)/300 = 48.7\%$ ; Grant equivalent =  $300 - 154.0 = 146.0$

**Original grant equivalent = 146.0**

**Case 1: A debt relief operation occurs at the beginning of 2027 (before the annual payment) in the form of debt forgiveness.**

The borrower made one payment of USD 23 million after the end of the grace period and before the debt relief. There are no interests in arrears.

**Step 1: Calculation of the new grant equivalent**

The grant equivalent of the total operation, post-treatment, can be calculated at the date of treatment as shown below. The original schedule is modified as no repayment will take place after treatment (debt forgiveness).

Date payment due	Period (p)	Principal outstanding	Future payments			Annual factor at 9% (1.09) <sup>p-7</sup>	Present value of future payments, at date of treatment		For reference: present value of future payments initially due, at date of treatment
			Principal	Interest	Total				
01/06/2020									
01/06/2021	1	300.0		6.0	6.0	0.6	10.1		
01/06/2022	2	300.0		6.0	6.0	0.6	9.2		
01/06/2023	3	300.0		6.0	6.0	0.7	8.5		
01/06/2024	4	300.0		6.0	6.0	0.8	7.8		
01/06/2025	5	300.0		6.0	6.0	0.8	7.1		
01/06/2026	6	300.0	23.1	6.0	29.1	0.9	31.7		
01/06/2027	7			0.0	0.0	1.0	0.0	Debt treatment 28.6	
01/06/2028	8			0.0	0.0	1.1	0.0	25.8	
01/06/2029	9			0.0	0.0	1.2	0.0	23.3	
01/06/2030	10			0.0	0.0	1.3	0.0	21.0	
01/06/2031	11			0.0	0.0	1.4	0.0	19.0	
01/06/2032	12			0.0	0.0	1.5	0.0	17.1	
01/06/2033	13			0.0	0.0	1.7	0.0	15.4	
01/06/2034	14			0.0	0.0	1.8	0.0	13.9	
01/06/2035	15			0.0	0.0	2.0	0.0	12.5	
01/06/2036	16			0.0	0.0	2.2	0.0	11.3	
01/06/2037	17			0.0	0.0	2.4	0.0	10.1	
01/06/2038	18			0.0	0.0	2.6	0.0	9.1	
					sum=		74.4	207.2	

Grant equivalent =  $[300 * (1+0.09)^7] - 74.4 = 474.1$

**New grant equivalent = 474.1**

**Step 2: Derive the amount of additional ODA in 2027, before the application of the ceiling**

It is the difference between the new grant equivalent and the original grant equivalent, i.e. the difference between amounts obtained under step 1 and step 0, after discount.

Original grant equivalent, discounted =  $146.0 * (1+0.09)^7 = 266.9$

**Amount obtained, before the application of the ceiling =  $474.1 - 266.9 = 207.2$**

Note that the same result is obtained by summing up the present value of payments initially due, calculated at the date of treatment, which reflects that the ODA amount records the additional concessionality conveyed by the debt relief operation (column "for reference" in the above schedule).

**Step 3: Derive the amount to be recorded as additional ODA in 2027, after application of the ceiling**

The ceiling is the face value of the original loan, in nominal terms, i.e. 300. It applies to the entire perimeter of the debt treated, including interests in arrears and late interests.

**Ceiling = 300**

Additional ODA for debt relief is recorded over and above the amounts previously recorded as ODA for the loan concerned, up to the ceiling: ‘ODA originally recorded in DAC statistics’ + ‘new ODA for debt relief (including for possible interests)’ ≤ ‘ceiling’.

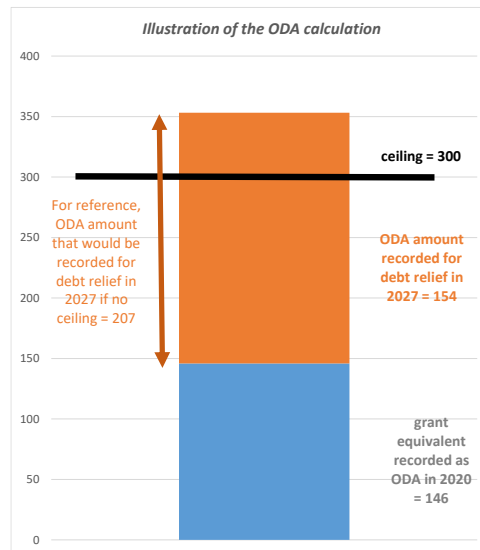
‘ODA originally recorded in DAC statistics’ = 146 (step 0, nominal)

+ ‘new ODA for debt relief (including for possible interests)’ = 207 (step 2)

= ≤ ceiling.

As  $146 + 207 = 353 > 300$ , the ceiling applies and  $207 - (353 - 300) = 154$  is recorded as ODA for debt relief in 2027.

**ODA amount to be recorded for debt relief in 2027, after the application of the ceiling = 154**



**If the original loan had been committed and disbursed in 2013, no additional ODA would be recorded for the debt forgiveness in 2020:**

- Steps 0-2 lead to the same results (same treatment for loans pre/post 2018).
- Step 3: additional ODA for debt relief is recorded over and above the amounts previously recorded as ODA for the loan concerned, up to the ceiling: ‘ODA originally recorded in DAC statistics’ + ‘new ODA for debt relief (including for possible interests)’ ≤ ‘ceiling’.

‘ODA originally recorded in DAC statistics’ = 300 (face value of the loan recorded as positive ODA in 2013, no negative ODA recorded for the repayment in 2019)

+ ‘new ODA for debt relief (including for possible interests)’ = 207 (step 2)  
 ≤ ‘ceiling’ = 300

As  $300 + 207 > 300$ , the ceiling applies and no additional ODA is recorded for debt relief in 2020.



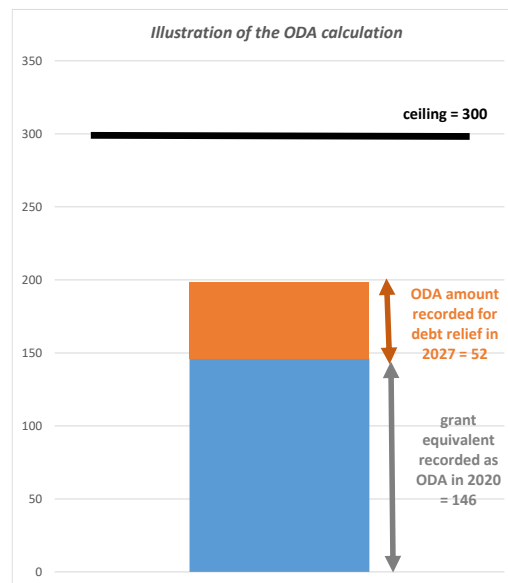
Additional ODA for debt relief is recorded over and above the amounts previously recorded as ODA for the loan concerned, up to the ceiling: ‘ODA originally recorded in DAC statistics’ + ‘new ODA for debt relief (including for possible interests)’ ≤ ‘ceiling’.

‘ODA originally recorded in DAC statistics’ = 146.0 (step 0, nominal)

+ ‘new ODA for debt relief (including for possible interests)’ = 52.2 (step 2)  
= ≤ ceiling.

As  $146.0 + 52.2 = 198.2 \leq 300$ , the ceiling does not restrict ODA recording and 52.2 is recorded as ODA for debt relief in 2027.

**ODA amount to be recorded for debt relief in 2027, after the application of the ceiling = 52.2**



**If the original loan had been committed and disbursed in 2013, no additional ODA would be recorded for the debt rescheduling in 2020:**

- Steps 0-2 lead to the same results (same treatment for loans pre/post 2018).
- Step 3: additional ODA for debt relief is recorded over and above the amounts previously recorded as ODA for the loan concerned, up to the ceiling: ‘ODA originally recorded in DAC statistics’ + ‘new ODA for debt relief (including for possible interests)’ ≤ ‘ceiling’.

‘ODA originally recorded in DAC statistics’ = 300 (face value of the loan recorded as positive ODA in 2013, no negative ODA recorded for the repayment in 2019)

+ ‘new ODA for debt relief (including for possible interests)’ = 52.2 (step 2)  
≤ ‘ceiling’ = 300

As  $300 + 52 = 352 > 300$ , the ceiling applies and no additional ODA is recorded for debt relief in 2020.

**Case 3: The debt relief operation occurs at the beginning of 2027 in the form of debt forgiveness. There are interests in arrears.**

As with case 1, the outstanding principal amount is USD 277 million. Interests due in 2025 and 2026 were not paid, and interests in arrears thus amount to USD 12 million.

**Step 1: Calculation of the new grant equivalent**

The grant equivalent of the total operation, post-treatment, can be calculated at the date of treatment as shown below. The original schedule is modified to reflect the payment of principal made in 2026, the non-payment of interests in 2025 and 2026, and the absence of repayments post-treatment (debt forgiveness).

Date payment due	Period (p)	Principal outstanding	Future payments			Annual factor at 9% $(1.09)^{p-7}$	Present value of future payments at date of treatment	For reference: present value of interests initially due and in arrears, at date of treatment
			Principal	Interest	Total			
01/06/2020								
01/06/2021	1	300.0		6.0	6.0	0.6	10.1	
01/06/2022	2	300.0		6.0	6.0	0.6	9.2	
01/06/2023	3	300.0		6.0	6.0	0.7	8.5	
01/06/2024	4	300.0		6.0	6.0	0.8	7.8	
01/06/2025	5	300.0		6.0	6.0	0.8	0.0	7.1
01/06/2026	6	300.0	23.1		23.1	0.9	25.2	6.5
01/06/2027	7			0.0	0.0	1.0	0.0	
01/06/2028	8			0.0	0.0	1.1	0.0	
01/06/2029	9			0.0	0.0	1.2	0.0	
01/06/2030	10			0.0	0.0	1.3	0.0	
01/06/2031	11			0.0	0.0	1.4	0.0	
01/06/2032	12			0.0	0.0	1.5	0.0	
01/06/2033	13			0.0	0.0	1.7	0.0	
01/06/2034	14			0.0	0.0	1.8	0.0	
01/06/2035	15			0.0	0.0	2.0	0.0	
01/06/2036	16			0.0	0.0	2.2	0.0	
01/06/2037	17			0.0	0.0	2.4	0.0	
01/06/2038	18			0.0	0.0	2.6	0.0	
<b>Sum=</b>						<b>60.7</b>		<b>13.7</b>

$$\text{Grant equivalent} = [300 * (1+0.09)^7] - 60.7 = 487.7$$

**New grant equivalent = 487.7**

**Step 2: Derive the amount of additional ODA in 2027, before the application of the ceiling**

It is the difference between the new grant equivalent and the original grant equivalent, i.e. the difference between amounts obtained under step 1 and step 0, after discount.

$$\text{Original grant equivalent, discounted} = 146.0 * (1+0.09)^7 = 266.9$$

**Amount obtained, before the application of the ceiling = 487.7 - 266.9 = 220.8**

Note that this amount equals the amount obtained in Case 1 (207), plus the interests in arrears, in present value terms at the date of treatment (14, see column "for reference" in the above schedule), which reflects that the ODA amount records the additional concessionality conveyed by the debt relief operation.

**Step 3: Derive the amount of additional ODA in 2027, after application of the ceiling**

The ceiling is the face value of the original loan, in nominal terms, i.e. 300. It applies to the entire perimeter of the debt treated, including interests.

**Ceiling = 300**

Additional ODA for debt relief is recorded over and above the amounts previously recorded as ODA for the loan concerned, up to the ceiling: ‘ODA originally recorded in DAC statistics’ + ‘new ODA for debt relief (including for possible interests)’  $\leq$  ‘ceiling’.

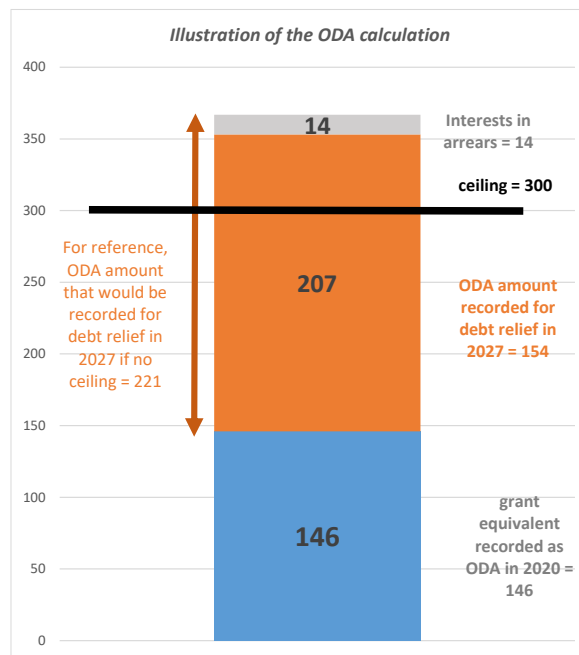
‘ODA originally recorded in DAC statistics’ = 146.0 (step 0, nominal)

+ ‘new ODA for debt relief (including for possible interests)’ = 220.8 (step 2)

=  $\leq$  ceiling.

As  $146.0 + 220.8 = 366.8 > 300$ , the ceiling applies and  $220.8 - (366.8 - 300) = 154.0$  is recorded as ODA for debt relief in 2027.

**ODA amount to be recorded for debt relief in 2027, after the application of the ceiling = 154.0**



**If the original loan had been committed and disbursed in 2011, 23 additional ODA would be recorded for the debt forgiveness in 2018:**

- Steps 0-2 lead to the same results (same treatment for loans pre/post 2018).
- Step 3: additional ODA for debt relief is recorded over and above the amounts previously recorded as ODA for the loan concerned, up to the ceiling: ‘ODA originally recorded in DAC statistics’ + ‘new ODA for debt relief (including for possible interests)’  $\leq$  ‘ceiling’.

---

‘ODA originally recorded in DAC statistics’ = 300 (face value of the loan recorded as positive ODA in 2011) – 23 (negative ODA recorded for the repayment in 2017)  
 + ‘new ODA for debt relief (including for possible interests)’ = 220.8 (step 2)  
 $\leq$  ‘ceiling’ = 300

---

As  $277 + 220.8 = 498 > 300$ , the ceiling applies and  $220.8 - (498 - 300) = 23$  is recorded as ODA for debt relief in 2018.

**Case 4: The debt relief operation occurs at the beginning of 2027 in the form of rescheduling. There are interests in arrears.**

Similarly to case 2, the outstanding principal amount is USD 277 million. Interests in 2025 and 2026 were not paid, and interests in arrears thus amount to USD 12 million. The rescheduling terms provide an extension of maturity of 6 years to 2044, with a grace period of 6 years. The interest rate remains unchanged at 2 %. The debt rescheduling will lead to repayments in principal of USD 21 million each from 2032. Interests in arrears are capitalised in a new loan.

**Step 1: Calculation of the new grant equivalent**

The grant equivalent of the rescheduled principal, post treatment, can be calculated at the date of treatment as shown below. The original schedule is modified to reflect the payment of principal made in 2026, the non-payment of interests in 2025 and 2026 and the extension of grace and maturity.

Future payments							Consolidated interests						
Date payment due	Period (p)	Principal outstanding	Principal	Interest	Total	Annual factor at 9% (1.09) <sup>p-7</sup>	Present value of future payments at date of treatment	Outstanding	Principal	Interest	Total	Present value of future payments, at date of treatment	
01/06/2020													
01/06/2021	1	300.0		6.0	6.0	0.6	10.1						
01/06/2022	2	300.0		6.0	6.0	0.6	9.2						
01/06/2023	3	300.0		6.0	6.0	0.7	8.5						
01/06/2024	4	300.0		6.0	6.0	0.8	7.8						
01/06/2025	5	300.0		0.0	0.0	0.8	0.0						
01/06/2026	6	300.0	23.1	0.0	23.1	0.9	25.2						
01/06/2027	7	276.9		5.5	5.5	1.0	5.5	12.0					
01/06/2028	8	276.9		5.5	5.5	1.1	5.1	12.0		0.2	0.2	0.2	
01/06/2029	9	276.9		5.5	5.5	1.2	4.7	12.0		0.2	0.2	0.2	
01/06/2030	10	276.9		5.5	5.5	1.3	4.3	12.0		0.2	0.2	0.2	
01/06/2031	11	276.9		5.5	5.5	1.4	3.9	12.0		0.2	0.2	0.2	
01/06/2032	12	276.9	21.3	5.5	26.8	1.5	17.4	12.0		0.2	0.2	0.2	
01/06/2033	13	255.6	21.3	5.1	26.4	1.7	15.7	12.0	1.0	0.2	1.2	0.7	
01/06/2034	14	234.3	21.3	4.7	26.0	1.8	14.2	11.0	1.0	0.2	1.2	0.7	
01/06/2035	15	213.0	21.3	4.3	25.6	2.0	12.8	10.0	1.0	0.2	1.2	0.6	
01/06/2036	16	191.7	21.3	3.8	25.1	2.2	11.6	9.0	1.0	0.2	1.2	0.5	
01/06/2037	17	170.4	21.3	3.4	24.7	2.4	10.4	8.0	1.0	0.2	1.2	0.5	
01/06/2038	18	149.1	21.3	3.0	24.3	2.6	9.4	7.0	1.0	0.1	1.1	0.4	
01/06/2039	19	127.8	21.3	2.6	23.9	2.8	8.5	6.0	1.0	0.1	1.1	0.4	
01/06/2040	20	106.5	21.3	2.1	23.4	3.1	7.6	5.0	1.0	0.1	1.1	0.4	
01/06/2041	21	85.2	21.3	1.7	23.0	3.3	6.9	4.0	1.0	0.1	1.1	0.3	
01/06/2042	22	63.9	21.3	1.3	22.6	3.6	6.2	3.0	1.0	0.1	1.1	0.3	
01/06/2043	23	42.6	21.3	0.9	22.2	4.0	5.6	2.0	1.0	0.0	1.0	0.3	
01/06/2044	24	21.3	21.3	0.4	21.7	4.3	5.0	1.0	1.0	0.0	1.0	0.2	
Sum=							215.6	Sum=					6.3

Grant equivalent of rescheduled principal =  $[300 * (1+0.09)^7] - 215.6 = 332.8$

**New grant equivalent = 332.8**

**Step 2: Derive the amount of additional ODA in 2027, before the application of the ceiling**

It is the difference between the new grant equivalent and the original grant equivalent, i.e. the difference between amounts obtained under step 1 and step 0, after discount, to which the grant equivalent of consolidated interests is added.

The grant equivalent of the rescheduled consolidated interests, calculated with an interest rate of 2%, a grace period of 6 years and a maturity of 17 years – from 2027 to 2044 is **5.7** = 12 – 6.3 (see in the schedule above).

Original grant equivalent, discounted =  $146 * (1+0.09)^7 = 266.9$

**Amount obtained, before the application of the ceiling =  $(332.8 - 266.9) + 5.7 = 71.6$**

Note that the difference between the new and original grant equivalents ( $333 - 267 = 66$ ) equals the amount obtained in Case 2 (52), plus the interests in arrears, in present value terms at the date of treatment (14, see column "for reference" in Case 3); this reflects the additional concessionality conveyed by the debt relief operation.

**Step 3: Derive the amount to be recorded as additional ODA in 2027, after application of the ceiling**

The ceiling is the face value of the original loan, in nominal terms, i.e. 300. It applies to the entire perimeter of the debt treated, including interests in arrears and late interests.

### Ceiling = 300

Additional ODA for debt relief is recorded over and above the amounts previously recorded as ODA for the loan concerned, up to the ceiling: ‘ODA originally recorded in DAC statistics’ + ‘new ODA for debt relief (including for possible interests)’  $\leq$  ‘ceiling’.

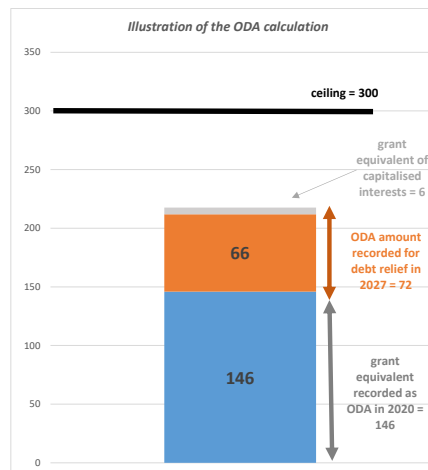
‘ODA originally recorded in DAC statistics’ = 146 (step 0, nominal)

+ ‘new ODA for debt relief (including for possible interests)’ = 71.6 (step 2)

=  $\leq$  ceiling.

As  $146 + 71.6 = 217.6 \leq 300$ , the ceiling does not restrict ODA recording and 71.6 is recorded as ODA for debt relief in 2027.

### ODA amount to be recorded for debt relief in 2027, after the application of the ceiling = 71.6



**If the original loan had been committed and disbursed in 2011, 23 additional ODA would be recorded for the debt relief operation in 2018:**

- Steps 0-2 lead to the same results (same treatment for loans pre/post 2018).
- Step 3: additional ODA for debt relief is recorded over and above the amounts previously recorded as ODA for the loan concerned, up to the ceiling: ‘ODA originally recorded in DAC statistics’ + ‘new ODA for debt relief (including for possible interests)’  $\leq$  ‘ceiling’.

---

‘ODA originally recorded in DAC statistics’ = 300 (face value of the loan recorded as positive ODA in 2011) – 23 (negative ODA recorded for the repayment in 2017) = 277  
 + ‘new ODA for debt relief (including for possible interests)’ = 71.6 (step 2)  
 $\leq$  ‘ceiling’ = 300

---

As  $277 + 71.6 = 348.6 > 300$ , the ceiling applies and  $71.6 - (348.6 - 300) = 23$  is recorded as ODA for debt relief in 2018.

**Case 5: The debt relief operation occurs at the beginning of 2027 in the form of a rescheduling. There are interests in arrears and longer maturity than in Cases 2 and 4.**

Similarly to cases 3 and 4, the outstanding principal amount is USD 277 million. Interests in 2025 and 2026 were not paid, and interests in arrears thus amount to USD 12 million. The rescheduling terms provide an extension of maturity of 13 years to 2051, with a grace period of 12 years (the first grace period of 6 years plus 6 years). The interest rate remains unchanged at 2%. The debt rescheduling will lead to repayments in principal of USD 14 million each from 2032.

**Step 1: Calculation of the new grant equivalent**

The grant equivalent of the rescheduled principal, post treatment, can be calculated at the date of treatment as shown above. The original schedule is modified to reflect the payment of principal made in 2026, the non-payment of interests in 2025 and 2026 and the extension of grace and maturity.

Date payment due	Period (p)	Principal outstanding	Future payments			Annual factor at 9% (1.09) <sup>-p</sup>	Present value of future payments, at date of treatment	Consolidated interests				Present value of future payments, at date of treatment	
			Principal	Interest	Total			Outstanding	Principal	Interest	Total		
01/06/2020													
01/06/2021	1	300.0		6.0	6.0	0.6	10.1						
01/06/2022	2	300.0		6.0	6.0	0.6	9.2						
01/06/2023	3	300.0		6.0	6.0	0.7	8.5						
01/06/2024	4	300.0		6.0	6.0	0.8	7.8						
01/06/2025	5	300.0		0.0	0.0	0.8	0.0						
01/06/2026	6	300.0	23.1		23.1	0.9	25.2						
01/06/2027	7	276.9		5.5	5.5	1.0	5.5						
01/06/2028	8	276.9		5.5	5.5	1.1	5.1	12.0		0.2	0.2	0.2	0.2
01/06/2029	9	276.9		5.5	5.5	1.2	4.7	12.0		0.2	0.2	0.2	0.2
01/06/2030	10	276.9		5.5	5.5	1.3	4.3	12.0		0.2	0.2	0.2	0.2
01/06/2031	11	276.9		5.5	5.5	1.4	3.9	12.0		0.2	0.2	0.2	0.2
01/06/2032	12	276.9	13.8	5.5	19.4	1.5	12.6	12.0		0.2	0.2	0.2	0.2
01/06/2033	13	263.1	13.8	5.3	19.1	1.7	11.4	12.0	0.6	0.2	0.9	0.5	0.5
01/06/2034	14	249.2	13.8	5.0	18.8	1.8	10.3	11.4	0.6	0.2	0.9	0.5	0.5
01/06/2035	15	235.4	13.8	4.7	18.6	2.0	9.3	10.7	0.6	0.2	0.8	0.4	0.4
01/06/2036	16	221.5	13.8	4.4	18.3	2.2	8.4	10.1	0.6	0.2	0.8	0.4	0.4
01/06/2037	17	207.7	13.8	4.2	18.0	2.4	7.6	9.5	0.6	0.2	0.8	0.3	0.3
01/06/2038	18	193.8	13.8	3.9	17.7	2.6	6.9	8.8	0.6	0.2	0.8	0.3	0.3
01/06/2039	19	180.0	13.8	3.6	17.4	2.8	6.2	8.2	0.6	0.2	0.8	0.3	0.3
01/06/2040	20	166.2	13.8	3.3	17.2	3.1	5.6	7.6	0.6	0.2	0.8	0.3	0.3
01/06/2041	21	152.3	13.8	3.0	16.9	3.3	5.1	6.9	0.6	0.1	0.8	0.2	0.2
01/06/2042	22	138.5	13.8	2.8	16.6	3.6	4.6	6.3	0.6	0.1	0.8	0.2	0.2
01/06/2043	23	124.6	13.8	2.5	16.3	4.0	4.1	5.7	0.6	0.1	0.7	0.2	0.2
01/06/2044	24	110.8	13.8	2.2	16.1	4.3	3.7	5.1	0.6	0.1	0.7	0.2	0.2
01/06/2045	25	96.9	13.8	1.9	15.8	4.7	3.3	4.4	0.6	0.1	0.7	0.2	0.2
01/06/2046	26	83.1	13.8	1.7	15.5	5.1	3.0	3.8	0.6	0.1	0.7	0.1	0.1
01/06/2047	27	69.2	13.8	1.4	15.2	5.6	2.7	3.2	0.6	0.1	0.7	0.1	0.1
01/06/2048	28	55.4	13.8	1.1	15.0	6.1	2.4	2.5	0.6	0.1	0.7	0.1	0.1
01/06/2049	29	41.5	13.8	0.8	14.7	6.7	2.2	1.9	0.6	0.0	0.7	0.1	0.1
01/06/2050	30	27.7	13.8	0.6	14.4	7.3	2.0	1.3	0.6	0.0	0.7	0.1	0.1
01/06/2051	31	13.8	13.8	0.3	14.1	7.9	1.8	0.6	0.6	0.0	0.6	0.1	0.1
Sum=							197.4	Sum=				5.5	

Grant equivalent of rescheduled principal =  $[300 * (1+0.09)^7] - 197.4 = 351.0$

**New grant equivalent = 351.0**

**Step 2: Derive the amount of additional ODA in 2027, before the application of the ceiling**

It is the difference between the new grant equivalent and the original grant equivalent, i.e. the difference between amounts obtained under step 1 and step 0, after discount, to which the grant equivalent of consolidated interests is added.

The grant equivalent of the rescheduled consolidated interests, calculated with an interest rate of 2%, a grace period of 6 years and a maturity of 24 years – from 2027 to 2051 is **6.5** = 12 – 5.5 (see in the schedule above).

Original grant equivalent, discounted =  $146 * (1+0.09)^7 = 266.9$

**Amount obtained, before the application of the ceiling =  $(351.0 - 266.9) + 6.5 = 90.6$**

Note that the difference between the new and original grant equivalents ( $351 - 267 = 84$ ) equals the summing up of the differences between the initial and the new loan repayments (70), plus the interests in arrears (14), in present value terms at the date of treatment, which reflects the additional concessionality conveyed by the debt relief operation.

**Step 3: Derive the amount to be recorded as additional ODA in 2027, after application of the ceiling**

The ceiling is the face value of the original loan, in nominal terms, i.e. 300. It applies to the entire perimeter of the debt treated, including interests in arrears and late interests.

### Ceiling = 300

Additional ODA for debt relief is recorded over and above the amounts previously recorded as ODA for the loan concerned, up to the ceiling: ‘ODA originally recorded in DAC statistics’ + ‘new ODA for debt relief (including for possible interests)’  $\leq$  ‘ceiling’.

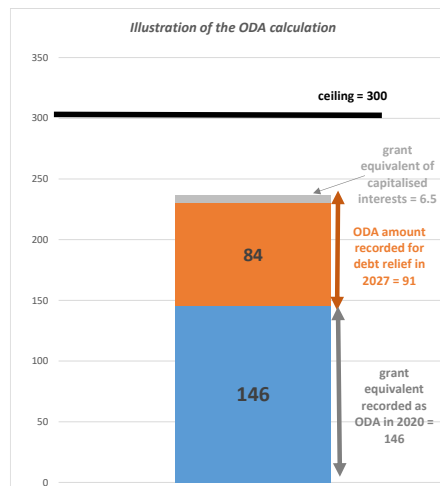
‘ODA originally recorded in DAC statistics’ = 146 (step 0, nominal)

+ ‘new ODA for debt relief (including for possible interests)’ = 90.6 (step 2)

=  $\leq$  ceiling.

As  $146 + 90.6 = 236.6 \leq 300$ , the ceiling does not restrict ODA recording and 90.6 is recorded as ODA for debt relief in 2027.

### ODA amount to be recorded for debt relief in 2027, after the application of the ceiling = 90.6



**If the original loan had been committed and disbursed in 2013, no additional ODA would be recorded for the debt rescheduling in 2020:**

- Steps 0-2 lead to the same results (same treatment for loans pre/post 2018).
- Step 3: additional ODA for debt relief is recorded over and above the amounts previously recorded as ODA for the loan concerned, up to the ceiling: ‘ODA originally recorded in DAC statistics’ + ‘new ODA for debt relief (including for possible interests)’  $\leq$  ‘ceiling’.

---

‘ODA originally recorded in DAC statistics’ = 300 (face value of the loan recorded as positive ODA in 2013, no negative ODA recorded for the repayment in 2019)  
 + ‘new ODA for debt relief (including for possible interests)’ = 90.6 (step 2)  
 $\leq$  ‘ceiling’ = 300

---

As  $300 + 90.6 > 300$ , the ceiling applies and no additional ODA is recorded for debt relief in 2020.

### Case 6: The debt relief operation occurs at the beginning of 2035 in the form of a rescheduling

The outstanding principal amount is USD 92 million. There are no interests in arrears. The rescheduling terms provide an extension of maturity of 3 years, with a grace period of 4 years. The interest rate remains unchanged at 2 %. The debt rescheduling will lead to repayments in principal of USD 31 million each from 2039.

#### Step 1: Calculation of the new grant equivalent

The grant equivalent of the total operation, post-treatment, can be calculated at the date of treatment as shown below. The original schedule is modified to reflect the extension of grace and maturity.

Date payment due	Period (p)	Future payments				Annual factor at 9% (1.09) <sup>p-15</sup>	Present value of future payments, at date of treatment	For reference		
		Principal outstanding	Principal	Interest	Total			Present value of future payments initially due, at date of treatment=2035	Difference between initial and new loan repayments, present value at date of treatment=2035	
01/06/2020										
01/06/2021	1	300.0		6.0	6.0	0.3	20.1			
01/06/2022	2	300.0		6.0	6.0	0.3	18.4			
01/06/2023	3	300.0		6.0	6.0	0.4	16.9			
01/06/2024	4	300.0		6.0	6.0	0.4	15.5			
01/06/2025	5	300.0		6.0	6.0	0.4	14.2			
01/06/2026	6	300.0	23.1	6.0	29.1	0.5	63.2			
01/06/2027	7	276.9	23.1	5.5	28.6	0.5	57.0			
01/06/2028	8	253.8	23.1	5.1	28.2	0.5	51.5			
01/06/2029	9	230.8	23.1	4.6	27.7	0.6	46.4			
01/06/2030	10	207.7	23.1	4.2	27.2	0.6	41.9			
01/06/2031	11	184.6	23.1	3.7	26.8	0.7	37.8			
01/06/2032	12	161.5	23.1	3.2	26.3	0.8	34.1			
01/06/2033	13	138.5	23.1	2.8	25.8	0.8	30.7			
01/06/2034	14	115.4	23.1	2.3	25.4	0.9	27.7			
<i>Debt treatment</i>										
01/06/2035	15	92.3		1.8	1.8	1.0	1.8	24.9	23.1	
01/06/2036	16	92.3		1.8	1.8	1.1	1.7	22.4	20.7	
01/06/2037	17	92.3		1.8	1.8	1.2	1.6	20.2	18.6	
01/06/2038	18	92.3		1.8	1.8	1.3	1.4	18.2	16.8	
<i>extension of grace period</i>										
01/06/2039	19	92.3	30.8	1.8	32.6	1.4	23.1		-23.1	
01/06/2040	20	61.5	30.8	1.2	32.0	1.5	20.8		-20.8	
01/06/2041	21	30.8	30.8	0.6	31.4	1.7	18.7		-18.7	
<i>extension of maturity</i>										
<b>Sum=</b>							<b>544.4</b>		<b>16.6</b>	

$$\text{Grant equivalent} = [300 * (1+0.09)^{15}] - 544.4 = 548.4$$

**New grant equivalent = 548.4**

#### Step 2: Derive the amount of additional ODA in 2027, before the application of the ceiling

It is the difference between the new grant equivalent and the original grant equivalent, i.e. the difference between amounts obtained under step 1 and step 0, after discount.

$$\text{Original grant equivalent, discounted} = 146 * (1+0.09)^{15} = 531.8$$

**Amount obtained, before the application of the ceiling = 548.4 - 531.8 = 16.6**

Note that the same result is obtained by summing up the differences between the initial and the new loan repayments, in present value terms at the date of treatment, which reflects that the ODA amount records the additional concessionality conveyed by the debt relief operation (columns "for reference" in the above schedule).

#### Step 3: Derive the amount to be recorded as additional ODA in 2027, after application of the ceiling

The ceiling is the face value of the original loan, in nominal terms, i.e. 300. It applies to the entire perimeter of the debt treated, including interests in arrears and late interests.

**Ceiling = 300**

Additional ODA for debt relief is recorded over and above the amounts previously recorded as ODA for the loan concerned, up to the ceiling: 'ODA originally recorded in DAC statistics' + 'new ODA for debt relief (including for possible interests)' ≤ 'ceiling'.

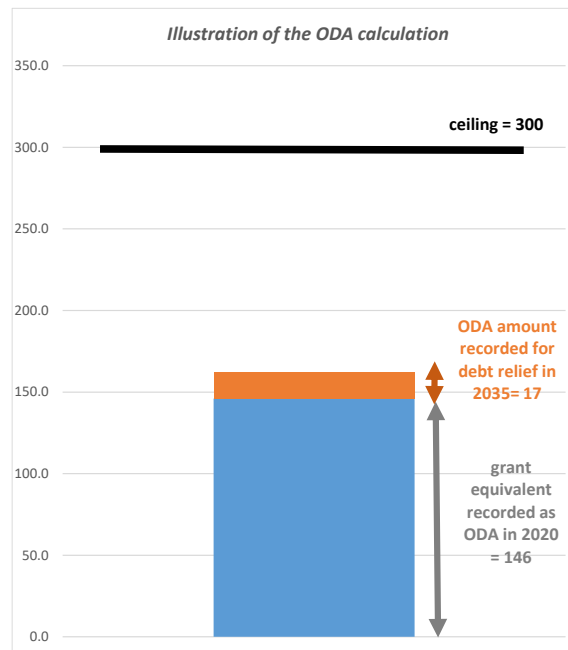
‘ODA originally recorded in DAC statistics’ = 146 (step 0, nominal)

+ ‘new ODA for debt relief (including for possible interests)’ = 16.6 (step 2)

= ≤ ceiling.

As  $146 + 16.6 = 162.6 \leq 300$ , the ceiling does not restrict ODA recording and 17 is recorded as ODA for debt relief in 2035.

**ODA amount to be recorded for debt relief in 2035, after the application of the ceiling = 16.6**



**If the original loan had been committed and disbursed in 2005, 16.6 additional ODA would be recorded for the debt rescheduling in 2020:**

- Steps 0-2 lead to the same results (same treatment for loans pre/post 2018).
- Step 3: additional ODA for debt relief is recorded over and above the amounts previously recorded as ODA for the loan concerned, up to the ceiling: ‘ODA originally recorded in DAC statistics’ + ‘new ODA for debt relief (including for possible interests)’ ≤ ‘ceiling’.

‘ODA originally recorded in DAC statistics’ = 300 (face value of the loan recorded as positive ODA in 2005) – 162 (negative ODA recorded for the repayments in 2011-17, no negative ODA recorded for the repayments in 2018-19) = 138

+ ‘new ODA for debt relief (including for possible interests)’ = 16.6 (step 2)  
 ≤ ‘ceiling’ = 300

As  $138 + 16.6 \leq 300$ , the ceiling does not restrict ODA recording and 16.6 is recorded as ODA for debt relief in 2020.

**Example 2: Consider an ODA loan of 100 to an LMIC, committed and fully disbursed in 2002. The interest rate is 2 %, there are 6 years of grace period and 18 years of maturity. There are interests and principal in arrears (no interest nor principal paid starting in 2018); the rate for late interest is 7%.**

**Case 7: The loan is committed and disbursed in 2002, substantially repaid prior to 2018, and the debt relief operation occurs at the beginning of 2050 in the form of a debt forgiveness**

**Step 0. Calculation of the grant equivalent of the original loan**

The grant equivalent was not recorded as ODA as the loan was committed and disbursed prior to 2018.

Date payment due	Period (p)	Principal outstanding	Principal	Interest	Total	Annual factor at 7% (1.07) <sup>p</sup>	Present value of future payments
01/06/2002							
01/06/2003	1	100.0		2.0	2.0	1.1	1.9
01/06/2004	2	100.0		2.0	2.0	1.1	1.7
01/06/2005	3	100.0		2.0	2.0	1.2	1.6
01/06/2006	4	100.0		2.0	2.0	1.3	1.5
01/06/2007	5	100.0		2.0	2.0	1.4	1.4
01/06/2008	6	100.0	7.7	2.0	9.7	1.5	6.5
01/06/2009	7	92.3	7.7	1.8	9.5	1.6	5.9
01/06/2010	8	84.6	7.7	1.7	9.4	1.7	5.5
01/06/2011	9	76.9	7.7	1.5	9.2	1.8	5.0
01/06/2012	10	69.2	7.7	1.4	9.1	2.0	4.6
01/06/2013	11	61.5	7.7	1.2	8.9	2.1	4.2
01/06/2014	12	53.8	7.7	1.1	8.8	2.3	3.9
01/06/2015	13	46.2	7.7	0.9	8.6	2.4	3.6
01/06/2016	14	38.5	7.7	0.8	8.5	2.6	3.3
01/06/2017	15	30.8	7.7	0.6	8.3	2.8	3.0
01/06/2018	16	23.1	7.7	0.5	8.2	3.0	2.8
01/06/2019	17	15.4	7.7	0.3	8.0	3.2	2.5
01/06/2020	18	7.7	7.7	0.2	7.8	3.4	2.3
<b>sum =</b>							<b>61.3</b>

Grant element =  $(100 - 61.3)/100 = 39\%$ ; Grant equivalent =  $100 - 61.3 = 38.7$

**Grant equivalent of the original loan = 38.7**

**Step 1: Calculation of the new grant equivalent**

The grant equivalent of the total operation, post-treatment, can be calculated at the date of treatment as shown below. The original schedule is modified to reflect the non-payment of interests or principal from 2018 onwards; no repayment will take place after treatment (debt forgiveness).

Date payment due	Period (p)	Future payments				Annual factor at 7% (1.07) <sup>p-48</sup>	Present value of future payments	Arrears and late interests			
		Principal outstanding	Principal	Interest	Total			Principal in arrears	Interests in arrears	Late interests, cumulative	
01/06/2002											
01/06/2003	1	100.0		2.0	2.0	0.0	48.1				
01/06/2004	2	100.0		2.0	2.0	0.0	44.9				
01/06/2005	3	100.0		2.0	2.0	0.0	42.0				
01/06/2006	4	100.0		2.0	2.0	0.1	39.3				
01/06/2007	5	100.0		2.0	2.0	0.1	36.7				
01/06/2008	6	100.0	7.7	2.0	9.7	0.1	166.2				
01/06/2009	7	92.3	7.7	1.8	9.5	0.1	152.8				
01/06/2010	8	84.6	7.7	1.7	9.4	0.1	140.5				
01/06/2011	9	76.9	7.7	1.5	9.2	0.1	129.2				
01/06/2012	10	69.2	7.7	1.4	9.1	0.1	118.7				
01/06/2013	11	61.5	7.7	1.2	8.9	0.1	109.1				
01/06/2014	12	53.8	7.7	1.1	8.8	0.1	100.2				
01/06/2015	13	46.2	7.7	0.9	8.6	0.1	92.0				
01/06/2016	14	38.5	7.7	0.8	8.5	0.1	84.4				
01/06/2017	15	30.8	7.7	0.6	8.3	0.1	77.5				
01/06/2018	16	23.1			0.0	0.1	0.0	7.7	0.5	0.6	
01/06/2019	17	23.1			0.0	0.1	0.0	15.4	0.9	1.7	
01/06/2020	18	23.1			0.0	0.1	0.0	23.1	1.4	3.4	
01/06/2021	19	23.1			0.0	0.1	0.0	23.1	1.4	5.1	
01/06/2022	20	23.1			0.0	0.2	0.0	23.1	1.4	6.8	
01/06/2023	21	23.1			0.0	0.2	0.0	23.1	1.4	8.6	
01/06/2024	22	23.1			0.0	0.2	0.0	23.1	1.4	10.3	
01/06/2025	23	23.1			0.0	0.2	0.0	23.1	1.4	12.0	
01/06/2026	24	23.1			0.0	0.2	0.0	23.1	1.4	13.7	
01/06/2027	25	23.1			0.0	0.2	0.0	23.1	1.4	15.4	
01/06/2028	26	23.1			0.0	0.2	0.0	23.1	1.4	17.1	
01/06/2029	27	23.1			0.0	0.2	0.0	23.1	1.4	18.8	
01/06/2030	28	23.1			0.0	0.3	0.0	23.1	1.4	20.5	
01/06/2031	29	23.1			0.0	0.3	0.0	23.1	1.4	22.3	
01/06/2032	30	23.1			0.0	0.3	0.0	23.1	1.4	24.0	
01/06/2033	31	23.1			0.0	0.3	0.0	23.1	1.4	25.7	
01/06/2034	32	23.1			0.0	0.3	0.0	23.1	1.4	27.4	
01/06/2035	33	23.1			0.0	0.4	0.0	23.1	1.4	29.1	
01/06/2036	34	23.1			0.0	0.4	0.0	23.1	1.4	30.8	
01/06/2037	35	23.1			0.0	0.4	0.0	23.1	1.4	32.5	
01/06/2038	36	23.1			0.0	0.4	0.0	23.1	1.4	34.2	
01/06/2039	37	23.1			0.0	0.5	0.0	23.1	1.4	36.0	
01/06/2040	38	23.1			0.0	0.5	0.0	23.1	1.4	37.7	
01/06/2041	39	23.1			0.0	0.5	0.0	23.1	1.4	39.4	
01/06/2042	40	23.1			0.0	0.6	0.0	23.1	1.4	41.1	
01/06/2043	41	23.1			0.0	0.6	0.0	23.1	1.4	42.8	
01/06/2044	42	23.1			0.0	0.7	0.0	23.1	1.4	44.5	
01/06/2045	43	23.1			0.0	0.7	0.0	23.1	1.4	46.2	
01/06/2046	44	23.1			0.0	0.8	0.0	23.1	1.4	47.9	
01/06/2047	45	23.1			0.0	0.8	0.0	23.1	1.4	49.7	
01/06/2048	46	23.1			0.0	0.9	0.0	23.1	1.4	51.4	
01/06/2049	47	23.1			0.0	0.9	0.0	23.1	1.4	53.1	
01/06/2050	48					1.0	0.0				
sum=							1381.6				

$$\text{Grant equivalent} = [100 * (1+0.07)^{48}] - 1381.6 = 1191.3$$

**New grant equivalent = 1191.3**

**Step 2: Derive the amount to be recorded as additional ODA in 2050, before the application of the ceiling**

It is the difference between the new and the original grant equivalent, i.e. the difference between amounts obtained under step 1 and step 0, after discount, to which the late interests are added.

$$\text{Original grant equivalent, discounted} = 38.7 * (1+0.07)^{48} = 995.4$$

**Amount obtained, before the application of the ceiling = (1191.3 - 995.4) + 53.1 = 249.0**

**Step 3: Derive the amount of additional ODA in 2050, after application of the ceiling**

The ceiling is the face value of the original loan, in nominal terms, i.e. 100. It applies to the entire perimeter of the debt treated, including interests in arrears and late interests.

**Ceiling = 100**

Additional ODA for debt relief is recorded over and above the amounts previously recorded as ODA for the loan concerned, up to the ceiling: 'ODA originally recorded in DAC statistics' + 'new ODA for debt relief (including for possible interests)' ≤ 'ceiling'.

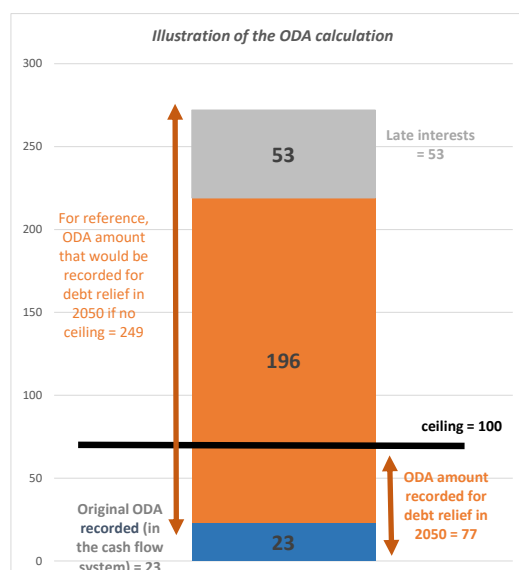
‘ODA originally recorded in DAC statistics’ = 100 (face value of the loan recorded as positive ODA in 2002) – 76.9 (negative ODA recorded for the repayments in 2008-17) = 23.1

+ ‘new ODA for debt relief (including for possible interests)’ = 249.0 (step 2)

≤ ‘ceiling’ = 100

As  $23.1 + 249.0 = 272.1 > 100$ , the ceiling applies and  $249.0 - (272.1 - 100) = 76.9$  is recorded as ODA for debt relief in 2050.<sup>11</sup>

**ODA amount to be recorded for debt relief in 2050, after the application of the ceiling = 76.9**



<sup>11</sup> If part of repayments had taken place as from 2018 (thus not recorded as negative ODA), e.g. an amount of 23 out of 77, the figure recorded as ODA for debt relief after application of the ceiling would be reduced by the same amount:

‘ODA originally recorded in DAC statistics’ = 100 (face value of the loan recorded as positive ODA in 2002) – 53 (negative ODA recorded for the repayments in 2008-17) = 46

+ ‘new ODA for debt relief (including for possible interests)’ = 249 (step 2)

≤ ‘ceiling’ = 100

As  $46 + 249 = 295 > 100$ , the ceiling applies and  $249 - (295 - 100) = 54$  ( $77 - 23$ ) is recorded as ODA for debt relief in 2050.

**Example 3: Consider an ODA loan of 100 to an LMIC, committed and fully disbursed in 2020. The interest rate is 2 %, there are 6 years of grace period and 18 years of maturity. The grant equivalent recorded in ODA is 39.**

**Step 0. Calculation of the original grant equivalent**

The grant equivalent of the loan calculated using 7% discount rate is recorded as ODA in 2020. The grant equivalent of the loan calculated using 9% discount rate is used in the calculation of debt relief (see step 3).

Date payment due	Period (p)	Principal outstanding	Principal	Interest	Total	Annual factor at 7% (1.07) <sup>p</sup>	Present value of future payments	Annual factor at 9% (1.09) <sup>p</sup>	Present value of future payments
01/06/2020									
01/06/2021	1	100.0		2.0	2.0	1.1	1.9	1.09	1.8
01/06/2022	2	100.0		2.0	2.0	1.1	1.7	1.19	1.7
01/06/2023	3	100.0		2.0	2.0	1.2	1.6	1.30	1.5
01/06/2024	4	100.0		2.0	2.0	1.3	1.5	1.41	1.4
01/06/2025	5	100.0		2.0	2.0	1.4	1.4	1.54	1.3
01/06/2026	6	100.0	7.7	2.0	9.7	1.5	6.5	1.68	5.8
01/06/2027	7	92.3	7.7	1.8	9.5	1.6	5.9	1.83	5.2
01/06/2028	8	84.6	7.7	1.7	9.4	1.7	5.5	1.99	4.7
01/06/2029	9	76.9	7.7	1.5	9.2	1.8	5.0	2.17	4.3
01/06/2030	10	69.2	7.7	1.4	9.1	2.0	4.6	2.37	3.8
01/06/2031	11	61.5	7.7	1.2	8.9	2.1	4.2	2.58	3.5
01/06/2032	12	53.8	7.7	1.1	8.8	2.3	3.9	2.81	3.1
01/06/2033	13	46.2	7.7	0.9	8.6	2.4	3.6	3.07	2.8
01/06/2034	14	38.5	7.7	0.8	8.5	2.6	3.3	3.34	2.5
01/06/2035	15	30.8	7.7	0.6	8.3	2.8	3.0	3.64	2.3
01/06/2036	16	23.1	7.7	0.5	8.2	3.0	2.8	3.97	2.1
01/06/2037	17	15.4	7.7	0.3	8.0	3.2	2.5	4.33	1.8
01/06/2038	18	7.7	7.7	0.2	7.8	3.4	2.3	4.72	1.7
<b>sum =</b>							<b>61.3</b>	<b>sum =</b>	<b>51.3</b>

At 7%: Grant element =  $(100 - 61.3)/100 = 38.7\%$ ; Grant equivalent =  $100 - 61.3 = 38.7$

At 9%: Grant element =  $(100 - 51.3)/100 = 48.7\%$ ; Grant equivalent =  $100 - 51.3 = 48.7$

**Original grant equivalent = 38.7 (7%), 48.7 (9%)**

**Case 8: A debt forgiveness occurs in 2030, the country has now changed income group and is classified as a LIC. There are interests and principal in arrears (no interest paid starting in 2024, no principal paid); the rate for late interest is 7%.**

### Step 1: Calculation of the new grant equivalent

The grant equivalent of the total operation, post-treatment, can be calculated at the date of treatment as shown below. The original schedule is modified to reflect the non-payment of interests in 2024-2029 and the non-payment of principal in 2026-2029; no repayment will take place after treatment (debt forgiveness).

Date payment due	Period (p)	Future payments				Annual factor at 9% (1.09) <sup>-10</sup>	Present value of future payments, at date of treatment	Arrears and late interests			
		Principal outstanding	Principal	Interest	Total			Principal in arrears	Interests in arrears	Late interests, cumulative	
01/06/2020											
01/06/2021	1	100.0		2.0	2.0	0.5	4.3				
01/06/2022	2	100.0		2.0	2.0	0.5	4.0				
01/06/2023	3	100.0		2.0	2.0	0.5	3.7				
01/06/2024	4	100.0			0.0	0.6	0.0		2.0	0.1	
01/06/2025	5	100.0			0.0	0.6	0.0		4.0	0.4	
01/06/2026	6	100.0			0.0	0.7	0.0	7.7	6.0	1.4	
01/06/2027	7	100.0			0.0	0.8	0.0	15.4	8.0	3.0	
01/06/2028	8	100.0			0.0	0.8	0.0	23.1	10.0	5.3	
01/06/2029	9	100.0			0.0	0.9	0.0	30.8	12.0	8.3	
<i>Debt treatment</i>											
01/06/2030	10	0.0	0.0	0.0	0.0	1.0	0.0				
01/06/2031	11	0.0	0.0	0.0	0.0	1.1	0.0				
01/06/2032	12	0.0	0.0	0.0	0.0	1.2	0.0				
01/06/2033	13	0.0	0.0	0.0	0.0	1.3	0.0				
01/06/2034	14	0.0	0.0	0.0	0.0	1.4	0.0				
01/06/2035	15	0.0	0.0	0.0	0.0	1.5	0.0				
01/06/2036	16	0.0	0.0	0.0	0.0	1.7	0.0				
01/06/2037	17	0.0	0.0	0.0	0.0	1.8	0.0				
01/06/2038	18	0.0	0.0	0.0	0.0	2.0	0.0				
<b>Sum=</b>							<b>12.0</b>				

$$\text{Grant equivalent} = [100 * (1+0.09)^{10}] - 12 = 224.8$$

**New grant equivalent = 224.8**

### Step 2: Derive the additional ODA in 2030, before the application of the ceiling

It is the difference between the new and the original grant equivalent, i.e. the difference between amounts obtained under step 1 and step 0 (using the discount rate at the date of treatment i.e. 9%), after discount, to which the late interests are added.

$$\text{Original grant equivalent (calculated using 9\% discount rate), discounted} = 48.7 * (1+0.09)^{10} = 115.2$$

$$\text{Amount obtained, before the application of the ceiling} = (224.8 - 115.2) + 8.3 = 117.9$$

### Step 3: Derive the amount to be recorded as additional ODA in 2030, after application of the ceiling

The ceiling is the face value of the original loan, in nominal terms, i.e. 100. It applies to the entire perimeter of the debt treated, including interests in arrears and late interests.

**Ceiling = 100**

Additional ODA for debt relief is recorded over and above the amounts previously recorded as ODA for the loan concerned, up to the ceiling: 'ODA originally recorded in DAC statistics' + 'new ODA for debt relief (including for possible interests)' ≤ 'ceiling'.

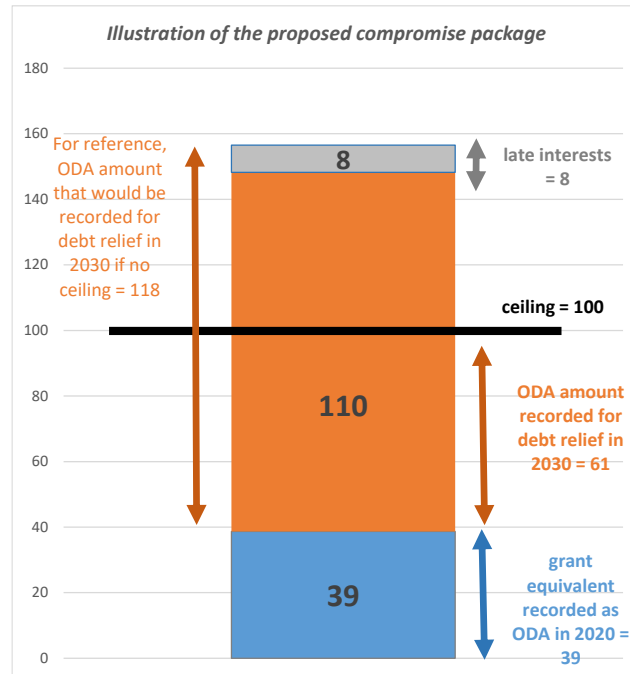
$$\text{'ODA originally recorded in DAC statistics'} = 38.7 \text{ (step 0, nominal)}$$

$$+ \text{'new ODA for debt relief (including for possible interests)'} = 117.9 \text{ (step 2)}$$

$$= \leq \text{ceiling} = 100.$$

As  $38.7 + 117.9 = 156.6 > 100$ , the ceiling applies and  $117.9 - (156.6 - 100) = 61.3$  is recorded as ODA for debt relief in 2030.

**ODA amount to be recorded for debt relief in 2030, after the application of the ceiling = 61.3**



**Case 9: A debt rescheduling occurs in 2030, the country has now changed income group and is classified as a LIC. There are interests and principal in arrears (no interest paid starting in 2024, no principal paid); the rate for late interest is 5%. Capitalised interests and late interests amount to 17.9.**

### Step 1: Calculation of the new grant equivalent

The grant equivalent of the total operation, post-treatment, can be calculated at the date of treatment as shown below. The original schedule is modified to reflect the non-payment of interests in 2024-2029 and the non-payment of principal in 2026-2029 and the extension of grace and maturity.

Date payment due	Period (p)	Future payments				Annual factor at 9% (1.09) <sup>-p</sup>	Present value of future payments, at date of treatment	Arrears and late interests				Consolidated interests						
		Principal outstanding	Principal	Interest	Total			Principal in arrears	Interests in arrears	Late interests, cumulative	Total interests in arrears and late interests	Outstanding	Principal	Interest	Total	Present value of future payments, at date of treatment		
01/06/2020																		
01/06/2021	1	100.0		2.0	2.0	0.46	4.3											
01/06/2022	2	100.0		2.0	2.0	0.50	4.0											
01/06/2023	3	100.0		2.0	2.0	0.5	3.7											
01/06/2024	4	100.0		0.0	0.0	0.6	0.0											
01/06/2025	5	100.0		0.0	0.0	0.6	0.0		2.0	0.1	2.1							
01/06/2026	6	100.0		0.0	0.0	0.7	0.0		4.0	0.3	4.3							
01/06/2027	7	100.0		0.0	0.0	0.8	0.0		7.7	6.0	13.7							
01/06/2028	8	100.0		0.0	0.0	0.8	0.0		15.4	8.0	23.4							
01/06/2029	9	100.0		0.0	0.0	0.9	0.0		23.1	10.0	33.1							
01/06/2030	10	100.0		2.0	2.0	1.0	2.0	Debt treatment	30.8	12.0	42.8							
01/06/2031	11	100.0		2.0	2.0	1.1	1.8	extension of grace period										
01/06/2032	12	100.0		2.0	2.0	1.2	1.7											
01/06/2033	13	100.0		2.0	2.0	1.3	1.5											
01/06/2034	14	100.0		2.0	2.0	1.4	1.4											
01/06/2035	15	100.0		2.0	2.0	1.5	1.3											
01/06/2036	16	100.0		7.7	2.0	9.7	1.7		5.8									
01/06/2037	17	92.3		7.7	1.8	9.5	1.8	5.2										
01/06/2038	18	84.6		7.7	1.7	9.4	2.0	4.7										
01/06/2039	19	76.9		7.7	1.5	9.2	2.2	4.3										
01/06/2040	20	69.2		7.7	1.4	9.1	2.4	3.8										
01/06/2041	21	61.5		7.7	1.2	8.9	2.6	3.5										
01/06/2042	22	53.8		7.7	1.1	8.8	2.8	3.1										
01/06/2043	23	46.2		7.7	0.9	8.6	3.1	2.8										
01/06/2044	24	38.5		7.7	0.8	8.5	3.3	2.5										
01/06/2045	25	30.8		7.7	0.6	8.3	3.6	2.3										
01/06/2046	26	23.1		7.7	0.5	8.2	4.0	2.1										
01/06/2047	27	15.4		7.7	0.3	8.0	4.3	1.8										
01/06/2048	28	7.7		7.7	0.2	7.8	4.7	1.7										
Sum=							65.3										9.6	

Grant equivalent =  $[100 * (1+0.09)^{10}] - 65.3 = 171.4$

**New grant equivalent = 171.4**

### Step 2: Derive the amount of additional ODA in 2030, before the application of the ceiling

It is the difference between the new and the original grant equivalent, i.e. the difference between amounts obtained under step 1 and step 0 (using the discount rate at the date of treatment i.e. 9%), after discount, to which the grant equivalent of consolidated interests and is added.

The grant equivalent of the rescheduled consolidated interests, calculated with an interest rate of 2%, a grace period of 6 years and a maturity of 19 years – from 2030 to 2048 is **8.4** = 17.9 – 9.6 (see in the schedule above).

Original grant equivalent (calculated using 9% discount rate), discounted =  $49 * (1+0.09)^{10} = 115.2$

**Amount obtained, before the application of the ceiling =  $(171.4 - 115.2) + 8.4 = 64.6$**

### Step 3: Derive the amount to be recorded as additional ODA in 2030, after application of the ceiling

The ceiling is the face value of the original loan, in nominal terms, i.e. 100. It applies to the entire perimeter of the debt treated, including interests in arrears and late interests.

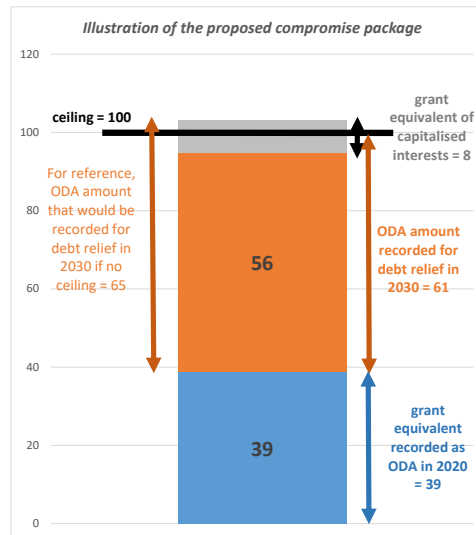
**Ceiling = 100**

Additional ODA for debt relief is recorded over and above the amounts previously recorded as ODA for the loan concerned, up to the ceiling: 'ODA originally recorded in DAC statistics' + 'new ODA for debt relief (including for possible interests)' ≤ 'ceiling'.

‘ODA originally recorded in DAC statistics’ = 38.7 (step 0, nominal)  
 + ‘new ODA for debt relief (including for possible interests)’ = 64.6 (step 2)  
 $\leq$  ceiling = 100.

As  $38.7 + 64.6 = 103.3 > 100$ , the ceiling applies and  $64.6 - (103.3 - 100) = 61.3$  is recorded as ODA for debt relief in 2030.

**ODA amount to be recorded for debt relief in 2030, after the application of the ceiling = 61.3**



### 3. *Template for calculating the grant equivalent of debt relief operations*

The template is available on the website at <http://www.oecd.org/dac/financing-sustainable-development/development-finance-standards/OECD-template-debt-relief.xlsx>. It provides the format of schedules as well as formulas to guide reporters through the grant equivalent calculation, step by step.

The calculation of the grant equivalent includes the elements listed below:

- Original loan commitment = [ceiling]
- Original grant equivalent of the loan (to be calculated for loans prior 2018) = [GE original]
- Cumulative ODA recorded so far on the loan (disbursement/repayments/grant equivalents) = [ODA recorded so far]
- New schedule post treatment of the debt operation, for the purpose of calculating:
  - The new grant equivalent [GE new]
  - The grant equivalent of late interests forgiven/consolidated interests [late interests]

The calculation of the grant equivalent **to be recorded as ODA at the date of treatment** can be summarised as follows:

---

**If**  $[ODA \text{ recorded so far}] + ([GE \text{ new}]^{\text{discounted}} - [GE \text{ original}]^{\text{discounted}} + [\text{late interests}]) < [\text{ceiling}]$

**Then:**  $\text{New ODA recorded for debt relief} = [GE \text{ new}]^{\text{discounted}} - [GE \text{ original}]^{\text{discounted}} + [\text{late interests}]$

**Else:**  $\text{New ODA recorded for debt relief} = [\text{ceiling}] - [ODA \text{ recorded so far}]$

---

## Annex 7b: Reporting on debt relief, flow basis

Debt relief operations are all recorded in CRS++ under *types of finance* 6xx, whether in the form of grants or loans. The *type of finance* classification reflects the need to distinguish between natures of operation (forgiveness, rescheduling, debt service reduction – DSR), origins of the claim (ODA, OOF, officially supported export credits or private) and components of the claim (principal and interest).

### Types of finance dedicated to debt relief

610	Debt forgiveness/conversion: ODA claims (P)
611	Debt forgiveness/conversion: ODA claims (I)
612	Debt forgiveness/conversion: OOF claims (P)
613	Debt forgiveness/conversion: OOF claims (I)
614	Debt forgiveness/conversion: Private claims (P)
615	Debt forgiveness/conversion: Private claims (I)
616	Debt forgiveness: OOF claims (DSR)
617	Debt forgiveness: Private claims (DSR)
618	Debt forgiveness: Other
620	Debt rescheduling: ODA claims (P)
621	Debt rescheduling: ODA claims (I)
622	Debt rescheduling: OOF claims (P)
623	Debt rescheduling: OOF claims (I)
624	Debt rescheduling: Private claims (P)
625	Debt rescheduling: Private claims (I)
626	Debt rescheduling: OOF claims (DSR)
627	Debt rescheduling: Private claims (DSR)
630	Debt rescheduling: OOF claim (DSR – original loan principal)
631	Debt rescheduling: OOF claim (DSR – original loan interest)
632	Debt rescheduling: private claim (DSR – original loan principal)
633	Debt forgiveness/conversion: export credit claims (P)
634	Debt forgiveness/conversion: export credit claims (I)
635	Debt forgiveness: export credit claims (DSR)
636	Debt rescheduling: export credit claims (P)
637	Debt rescheduling: export credit claims (I)
638	Debt rescheduling: export credit claims (DSR)
639	Debt rescheduling: export credit claim (DSR – original loan principal)

Examples that follow describe how to report debt relief operations in CRS++ format (flow basis), case by case, and illustrate the relation between CRS++ transactions and Table DAC1 aggregates. A few points to note:

Reporting on debt conversion follows the same rules as for debt forgiveness (see examples 1-3).

In the case of debt forgiveness/conversion (examples 1 to 3) and debt rescheduling occurring in a different category (examples 5 and 9), the reporting gives rise to two separate entries, one for principal and one for interest. This enables the automatic generation of offsetting entries in the compilation of net flows.

In the case of debt rescheduling occurring wholly within the same category (examples 4 and 8), the reporting gives rise to a single entry, as only the amounts of capitalised interest should be reported.

To avoid double-counting, members should not report offsetting entries as “amounts received” or “interest received” (except for DSR transactions, see examples which follow). Offsetting entries are automatically generated by CRS++ procedures based on values reported as “amounts extended” for principal and interest forgiven and for principal rescheduled (see examples 1, 2, 3, 5, 9).

## EXAMPLE 1. DEBT CANCELLATION OF AN ODA CLAIM

ODA claim	Principal	Interest
350	300	50

## CRS++ reporting

Country	CRS Id. N°	Recipient	Type of flow	Type of finance	Type of aid	Commitments	Amounts extended	Amounts received	Interest received
2	4	7	11	12	13	33	34	35	50
a	xxxxxxxxx1	b	10	610	F01	0*	300		
a	xxxxxxxxx2	b	10	611	F01	50	50		

## DAC1

Million US dollars	DISBURSEMENTS					COMMITMENTS		
	1121	1122	1120	1130	1140	1151	1152	1150
	Grants	Non grants	Total amounts extended	Amounts received (-) Non grants	NET AMOUNTS	Grants	Non grants	Total commitments
	-----	Amounts extended	-----					
<b>TOTAL OFFICIAL AND PRIVATE FLOWS (I+II+III+IV)</b>	005	350	350	-300	50			
<b>I. OFFICIAL DEVELOPMENT ASSISTANCE</b>	1010	350	350	-300	50	50		50
<b>I.A. Bilateral Official Development Assistance by types of aid</b>								
1015	350	350	-300	50	50			50
<b>6. Debt relief</b>	1600	350	350	-300	50	50		50
6.1 Debt forgiveness and debt rescheduling	1610	350	350		350	50		50
a) ODA claims (for rescheduling, only capitalised interest)	1611	350	350		350	50		50
b) OOF claims	1615							
c) Officially supported export credit claims	1616							
d) Private claims	1617							
Memo: Grants for debt service reduction	1614							
6.2 Other action on debt	1620							
a) Service payments to third parties	1621							
b) Debt conversion	1622							
c) Debt buybacks	1623							
d) Other	1624							
6.3 Offsetting entry for debt forgiveness (ODA claims, principal)	1630			-300	-300			
Memo: Offsetting entry for forgiven interest (ODA claims, interest)	1640			-50	-50			
<b>II. OTHER OFFICIAL FLOWS</b>	200							
<b>II.A. Other Official Bilateral Flows</b>	210							
<b>3. Debt rescheduling</b>	300							
3.1 Non-concessional rescheduling	301							
a) OOF claims (capitalised interest)	304							
b) Officially supported export credit claims	305							
c) Private sector claims	306							
3.2 OOF component of debt service reduction	303							
<b>5. Offsetting entry for debt relief (claims of OOF, principal)</b>	1020							
- Offsetting entry for forgiven interest (claims of OOF excl. export credits, interest)	786							
<b>III. OFFICIALLY SUPPORTED EXPORT CREDITS</b>	3000							
III.C. Offsetting entry for debt relief (export credit claims, principal)	3102							
<b>IV. PRIVATE FLOWS AT MARKET TERMS</b>	3300							
3. Offsetting entry for debt relief (other private claims, principal)	1030							
<b>VI. NET PRIVATE GRANTS</b>	415							

\* For commitments of cancellation of an ODA claim, report only forgiven interest. The amount of principal has already been counted as an ODA commitment at the time of reporting the original loans.

## EXAMPLE 2. DEBT CANCELLATION OF AN OOF (NON-EXPORT CREDIT) CLAIM

OOF claim	Principal	Interest
350	300	50

## CRS++ reporting

Country	CRS Id. N°	Recipient	Type of flow	Type of finance	Type of aid	Commitments	Amounts extended	Amounts received	Interest received
2	4	7	11	12	13	33	34	35	50
a	xxxxxxxxx1	b	10	612	F01	300	300		
a	xxxxxxxxx2	b	10	613	F01	50	50		

## DAC1

Million US dollars		DISBURSEMENTS					COMMITMENTS		
		1121	1122	1120	1130	1140	1151	1152	1150
		----- Amounts extended -----		Total amounts extended	Amounts received (-)	NET AMOUNTS	Grants	Non grants	Total commitments
		Grants	Non grants		Non grants				
	<b>TOTAL OFFICIAL AND PRIVATE FLOWS (I+II+III+IV)</b>	005	350	350	-300	50	////	////	////
	<b>I. OFFICIAL DEVELOPMENT ASSISTANCE</b>	1010	350	350		350	350		350
	<b>I.A. Bilateral Official Development Assistance by types of aid</b>	1015	350	350		350	350		350
	<b>6. Debt relief</b>	1600	350	350		350	350		350
	6.1 Debt forgiveness and debt rescheduling	1610	350	350		350	350		350
	a) ODA claims (for rescheduling, only capitalised interest)	1611							
	b) OOF claims	1615	350	350		350	350		350
	c) Officially supported export credit claims	1616							
	d) Private claims	1617							
	Memo: Grants for debt service reduction	1614							
	6.2 Other action on debt	1620							
	a) Service payments to third parties	1621							
	b) Debt conversion	1622							
	c) Debt buybacks	1623							
	d) Other	1624							
	6.3 Offsetting entry for debt forgiveness (ODA claims, principal)	1630							
	Memo: Offsetting entry for forgiven interest (ODA claims, interest)	1640							
	<b>II. OTHER OFFICIAL FLOWS</b>	200			-300	-300			
	<b>II.A. Other Official Bilateral Flows</b>	210			-300	-300			
	<b>3. Debt rescheduling</b>	300	////				////		
	3.1 Non-concessional rescheduling	301	////				////		
	a) OOF claims (capitalised interest)	304	////				////		
	b) Officially supported export credit claims	305	////				////		
	c) Private sector claims	306	////				////		
	3.2 OOF component of debt service reduction	303	////				////		
	<b>5. Offsetting entry for debt relief (claims of OOF, principal)</b>	1020	////			-300	-300	////	////
	- Offsetting entry for forgiven interest (claims of OOF excl. export credits, interest)	786	////			-50	-50	////	////
	<b>III. OFFICIALLY SUPPORTED EXPORT CREDITS</b>	3000							
	III.C. Offsetting entry for debt relief (export credit claims, principal)	3102	////					////	////
	<b>IV. PRIVATE FLOWS AT MARKET TERMS</b>	3300						////	////
	3. Offsetting entry for debt relief (other private claims, principal)	1030	////					////	////
	<b>VI. NET PRIVATE GRANTS</b>	415	////					////	////



## EXAMPLE 4. DEBT CANCELLATION OF A PRIVATE CLAIM

Private claim	Principal	Interest
350	300	50

## CRS++ reporting

Country	CRS Id. N°	Recipient	Type of flow	Type of finance	Type of aid	Commitments	Amounts extended	Amounts received	Interest received
2	4	7	11	12	13	33	34	35	50
a	xxxxxxxxx1	b	10	614	F01	300	300		
a	xxxxxxxxx2	b	10	615	F01	50	50		

## DAC1

Million US dollars		DISBURSEMENTS					COMMITMENTS		
		1121	1122	1120	1130	1140	1151	1152	1150
		----- Amounts extended -----		Total amounts extended	Amounts received (-) Non grants	NET AMOUNTS	Grants		Total commitments
		Grants	Non grants						
	<b>TOTAL OFFICIAL AND PRIVATE FLOWS (I+II+III+IV)</b>	005	350	350	-300	50	////	////	////
	<b>I. OFFICIAL DEVELOPMENT ASSISTANCE</b>	1010	350	350		350	350		350
	<b>I.A. Bilateral Official Development Assistance by types of aid</b>	1015	350	350		350	350		350
	<b>6. Debt relief</b>	1600	350	350		350	350		350
	6.1 Debt forgiveness and debt rescheduling	1610	350	350		350	350		350
	a) ODA claims (for rescheduling, only capitalised interest)	1611							
	b) OOF claims	1615							
	c) Officially supported export credit claims	1616							
	d) Private claims	1617	350	350		350	350		350
	Memo: Grants for debt service reduction	1614	////	////		////	////		////
	6.2 Other action on debt	1620	////	////		////	////		////
	a) Service payments to third parties	1621	////	////		////	////		////
	b) Debt conversion	1622	////	////		////	////		////
	c) Debt buybacks	1623	////	////		////	////		////
	d) Other	1624	////	////		////	////		////
	6.3 Offsetting entry for debt forgiveness (ODA claims, principal)	1630	////	////		////	////		////
	Memo: Offsetting entry for forgiven interest (ODA claims, interest)	1640	////	////		////	////		////
	<b>II. OTHER OFFICIAL FLOWS</b>	200							
	<b>II.A. Other Official Bilateral Flows</b>	210							
	<b>3. Debt rescheduling</b>	300	////	////			////		////
	3.1 Non-concessional rescheduling	301	////	////			////		////
	a) OOF claims (capitalised interest)	304	////	////			////		////
	b) Officially supported export credit claims	305	////	////			////		////
	c) Private sector claims	306	////	////			////		////
	3.2 OOF component of debt service reduction	303	////	////			////		////
	<b>5. Offsetting entry for debt relief (claims of OOF, principal)</b>	1020	////	////			////		////
	- Offsetting entry for forgiven interest (claims of OOF excl. export credits, interest)	786	////	////			////		////
	<b>III. OFFICIALLY SUPPORTED EXPORT CREDITS</b>	3000							
	III.C. Offsetting entry for debt relief (export credit claims, principal)	3102	////	////			////		////
	<b>IV. PRIVATE FLOWS AT MARKET TERMS</b>	3300				-300	-300	////	////
	3. Offsetting entry for debt relief (other private claims, principal)	1030	////	////		-300	-300	////	////
	<b>VI. NET PRIVATE GRANTS</b>	415	////	////				////	////

## EXAMPLE 5. RESCHEDULING OF AN ODA CLAIM

ODA claim	Principal	Interest
670	530	140

## CRS++ reporting

Country	CRS Id. N°	Recipient	Type of flow	Type of finance	Type of aid	Commitments	Amounts extended	Amounts received	Interest received
2	4	7	11	12	13	33	34	35	50
a	xxxxxxxxx2	b	10	621	F01	140	140		

## DAC1

Million US dollars		DISBURSEMENTS					COMMITMENTS		
		1121	1122	1120	1130	1140	1151	1152	1150
		----- Amounts extended -----		Total amounts extended	Amounts received (-)	NET AMOUNTS	Grants	Non grants	Total commitments
		Grants	Non grants		Non grants				
	<b>TOTAL OFFICIAL AND PRIVATE FLOWS (I+II+III+IV)</b>	005		140	140		140	////	////
	<b>I. OFFICIAL DEVELOPMENT ASSISTANCE</b>	1010		140	140		140		140
	<b>I.A. Bilateral Official Development Assistance by types of aid</b>	1015		140	140		140		140
	<b>6. Debt relief</b>	1600		140	140		140		140
	6.1 Debt forgiveness and debt rescheduling	1610		140	140		140		140
	a) ODA claims (for rescheduling, only capitalised interest)	1611		140	140		140		140
	b) OOF claims	1615							
	c) Officially supported export credit claims	1616							
	d) Private claims	1617							
	<i>Memo: Grants for debt service reduction</i>	1614							
	6.2 Other action on debt	1620							
	a) Service payments to third parties	1621							
	b) Debt conversion	1622							
	c) Debt buybacks	1623							
	d) Other	1624							
	6.3 Offsetting entry for debt forgiveness (ODA claims, principal)	1630							
	<i>Memo: Offsetting entry for forgiven interest (ODA claims, interest)</i>	1640							
	<b>II. OTHER OFFICIAL FLOWS</b>	200							
	<b>II.A. Other Official Bilateral Flows</b>	210							
	<b>3. Debt rescheduling</b>	300							
	3.1 Non-concessional rescheduling	301							
	a) OOF claims (capitalised interest)	304							
	b) Officially supported export credit claims	305							
	c) Private sector claims	306							
	3.2 OOF component of debt service reduction	303							
	<b>5. Offsetting entry for debt relief (claims of OOF, principal)</b>	1020							
	- Offsetting entry for forgiven interest (claims of OOF excl. export credits, interest)	786							
	<b>III. OFFICIALLY SUPPORTED EXPORT CREDITS</b>	3000							
	III.C. Offsetting entry for debt relief (export credit claims, principal)	3102							
	<b>IV. PRIVATE FLOWS AT MARKET TERMS</b>	3300							
	3. Offsetting entry for debt relief (other private claims, principal)	1030							
	<b>VI. NET PRIVATE GRANTS</b>	415							

## EXAMPLE 6. RESCHEDULING OF AN OOF (NON-EXPORT CREDIT) CLAIM AS ODA

OOF claim	Principal	Interest
1500	1000	500

## CRS++ reporting

Country	CRS Id. N°	Recipient	Type of flow	Type of finance	Type of aid	Commitments	Amounts extended	Amounts received	Interest received
2	4	7	11	12	13	33	34	35	50
a	xxxxxxxxx1	b	10	622	F01	1000	1000		
a	xxxxxxxxx2	b	10	623	F01	500	500		

## DAC1

Million US dollars		DISBURSEMENTS					COMMITMENTS		
		1121	1122	1120	1130	1140	1151	1152	1150
		Amounts extended		Total amounts extended	Amounts received (-)	NET AMOUNTS	Grants	Non grants	Total commitments
		Grants	Non grants		Non grants				
	<b>TOTAL OFFICIAL AND PRIVATE FLOWS (I+II+III+IV)</b>	005		1500	1500	-1000	500		
	<b>I. OFFICIAL DEVELOPMENT ASSISTANCE</b>	1010		1500	1500		1500	1500	1500
	<b>I.A. Bilateral Official Development Assistance by types of aid</b>	1015		1500	1500		1500	1500	1500
	<b>6. Debt relief</b>	1600		1500	1500		1500	1500	1500
	6.1 Debt forgiveness and debt rescheduling	1610		1500	1500		1500	1500	1500
	a) ODA claims (for rescheduling, only capitalised interest)	1611							
	b) OOF claims	1615		1500	1500		1500	1500	1500
	c) Officially supported export credit claims	1616							
	d) Private claims	1617							
	Memo: Grants for debt service reduction	1614							
	6.2 Other action on debt	1620							
	a) Service payments to third parties	1621							
	b) Debt conversion	1622							
	c) Debt buybacks	1623							
	d) Other	1624							
	6.3 Offsetting entry for debt forgiveness (ODA claims, principal)	1630							
	Memo: Offsetting entry for forgiven interest (ODA claims, interest)	1640							
	<b>II. OTHER OFFICIAL FLOWS</b>	200				-1000	-1000		
	<b>II.A. Other Official Bilateral Flows</b>	210				-1000	-1000		
	<b>3. Debt rescheduling</b>	300							
	3.1 Non-concessional rescheduling	301							
	a) OOF claims (capitalised interest)	304							
	b) Officially supported export credit claims	305							
	c) Private sector claims	306							
	3.2 OOF component of debt service reduction	303							
	<b>5. Offsetting entry for debt relief (claims of OOF, principal)</b>	1020				-1000	-1000		
	- Offsetting entry for forgiven interest (claims of OOF excl. export credits, interest)	786				-500	-500		
	<b>III. OFFICIALLY SUPPORTED EXPORT CREDITS</b>	3000							
	III.C. Offsetting entry for debt relief (export credit claims, principal)	3102							
	<b>IV. PRIVATE FLOWS AT MARKET TERMS</b>	3300							
	3. Offsetting entry for debt relief (other private claims, principal)	1030							
	<b>VI. NET PRIVATE GRANTS</b>	415							

EXAMPLE 7. RESCHEDULING OF AN EXPORT CREDIT CLAIM AS ODA

Export credit claim	Principal	Interest
1500	1000	500

CRS++ reporting

Country	CRS Id. N°	Recipient	Type of flow	Type of finance	Type of aid	Commitments	Amounts extended	Amounts received	Interest received
2	4	7	11	12	13	33	34	35	50
a	xxxxxxxxx1	b	10	636 (NEW)	F01	1000	1000		
a	xxxxxxxxx2	b	10	637 (NEW)	F01	500	500		

DAC1

Million US dollars		DISBURSEMENTS					COMMITMENTS		
		1121	1122	1120	1130	1140	1151	1152	1150
		----- Amounts extended -----		Total amounts extended	Amounts received (-)	NET AMOUNTS	Grants	Non grants	Total commitments
		Grants	Non grants	Non grants					
	<b>TOTAL OFFICIAL AND PRIVATE FLOWS (I+II+III+IV)</b>	005		1500	1500	-1000	500		
	<b>I. OFFICIAL DEVELOPMENT ASSISTANCE</b>	1010		1500	1500		1500		1500
	<b>I.A. Bilateral Official Development Assistance by types of aid</b>								
	<b>6. Debt relief</b>	1015		1500	1500		1500		1500
	6.1 Debt forgiveness and debt rescheduling	1600		1500	1500		1500		1500
	a) ODA claims (for rescheduling, only capitalised interest)	1610		1500	1500		1500		1500
	b) OOF claims	1611							
	c) Officially supported export credit claims	1615							
	d) Private claims	1616		1500	1500		1500		1500
	Memo: Grants for debt service reduction	1617							
	6.2 Other action on debt	1614							
	a) Service payments to third parties	1620							
	b) Debt conversion	1621							
	c) Debt buybacks	1622							
	d) Other	1623							
	6.3 Offsetting entry for debt forgiveness (ODA claims, principal)	1624							
	Memo: Offsetting entry for forgiven interest (ODA claims, interest)	1630							
		1640							
	<b>II. OTHER OFFICIAL FLOWS</b>	200							
	<b>II.A. Other Official Bilateral Flows</b>	210							
	<b>3. Debt rescheduling</b>	300							
	3.1 Non-concessional rescheduling	301							
	a) OOF claims (capitalised interest)	304							
	b) Officially supported export credit claims	305							
	c) Private sector claims	306							
	3.2 OOF component of debt service reduction	303							
	<b>5. Offsetting entry for debt relief (claims of OOF, principal)</b>	1020							
	- Offsetting entry for forgiven interest (claims of OOF excl. export credits, interest)	786							
	<b>III. OFFICIALLY SUPPORTED EXPORT CREDITS</b>	3000				-1000	-1000		
	III.C. Offsetting entry for debt relief (export credit claims, principal)	3102				-1000	-1000		
	<b>IV. PRIVATE FLOWS AT MARKET TERMS</b>	3300							
	3. Offsetting entry for debt relief (other private claims, principal)	1030							
	<b>VI. NET PRIVATE GRANTS</b>	415							



**EXAMPLE 9. PARIS CLUB CONCESSIONAL DEBT RESCHEDULING  
DSR OF AN EXPORT CREDIT CLAIM**

Export credit claim	Principal	Interest	NPV reduction	Remainder OOF component
1700	1050	650	900	800

**CRS++ reporting**

Country	CRS Id. N°	Recipient	Type of flow	Type of finance	Type of aid	Commitments	Amounts extended	Amounts received	Interest received
2	4	7	11	12	13	33	34	35	50
a	xxxxxxxxx1	b	10	635 (NEW)	F01	900	900		
a	xxxxxxxxx2	b	21	638 (NEW)	F01	800	800		
a	xxxxxxxxx3	b	22	639 (NEW)	F01			1050	

**DAC1**

Million US dollars	DISBURSEMENTS					COMMITMENTS		
	1121	1122	1120	1130	1140	1151	1152	1150
	----- Amounts extended -----		Total amounts extended	Amounts received (-)	NET AMOUNTS	Grants	Non grants	Total commitments
	Grants	Non grants	Non grants					
<b>TOTAL OFFICIAL AND PRIVATE FLOWS (I+II+III+IV)</b>	<b>005</b>	<b>900</b>	<b>800</b>	<b>1700</b>	<b>-1050</b>	<b>650</b>		
<b>I. OFFICIAL DEVELOPMENT ASSISTANCE</b>	<b>1010</b>	<b>900</b>		<b>900</b>		<b>900</b>		<b>900</b>
<b>I.A. Bilateral Official Development Assistance by types of aid</b>								
<b>6. Debt relief</b>	<b>1600</b>	900		900		900		900
6.1 Debt forgiveness and debt rescheduling	1610	900		900		900		900
a) ODA claims (for rescheduling, only capitalised interest)	1611							
b) OOF claims	1615							
c) Officially supported export credit claims	1616	900		900		900		900
d) Private claims	1617							
Memo: Grants for debt service reduction	1614	900		900		900		900
6.2 Other action on debt	1620							
a) Service payments to third parties	1621							
b) Debt conversion	1622							
c) Debt buybacks	1623							
d) Other	1624							
6.3 Offsetting entry for debt forgiveness (ODA claims, principal)	1630							
Memo: Offsetting entry for forgiven interest (ODA claims, interest)	1640							
<b>II. OTHER OFFICIAL FLOWS</b>	<b>200</b>	<b>800</b>	<b>800</b>	<b>800</b>	<b>800</b>		<b>800</b>	<b>800</b>
<b>II.A. Other Official Bilateral Flows</b>	<b>210</b>	800	800	800	800		800	800
<b>3. Debt rescheduling</b>	<b>300</b>		800	800	800		800	800
3.1 Non-concessional rescheduling	301							
a) OOF claims (capitalised interest)	304							
b) Officially supported export credit claims	305							
c) Private sector claims	306							
3.2 OOF component of debt service reduction	303		800	800	800		800	800
<b>5. Offsetting entry for debt relief (claims of OOF, principal)</b>	<b>1020</b>							
- Offsetting entry for forgiven interest (claims of OOF excl. export credits, interest)	786							
<b>III. OFFICIALLY SUPPORTED EXPORT CREDITS</b>	<b>3000</b>				<b>-1050</b>	<b>-1050</b>		
III.C. Offsetting entry for debt relief (export credit claims, principal)	3102				-1050	-1050		
<b>IV. PRIVATE FLOWS AT MARKET TERMS</b>	<b>3300</b>							
3. Offsetting entry for debt relief (other private claims, principal)	1030							
<b>VI. NET PRIVATE GRANTS</b>	<b>415</b>							



**EXAMPLE 11. PARIS CLUB NON-CONCESSIONAL DEBT RESCHEDULING OF AN OOF (NON-EXPORT CREDIT) CLAIM**

OOF claim	Principal	Interest
1000	750	250

**CRS++ reporting**

Country	CRS Id. N°	Recipient	Type of flow	Type of finance	Type of aid	Commitments	Amounts extended	Amounts received	Interest received
2	4	7	11	12	13	33	34	35	50
a	xxxxxxxx1	b	21	623	F01	250	250		

**DAC1**

Million US dollars		DISBURSEMENTS					COMMITMENTS		
		1121		1120	1130	1140	1151		1150
		Grants <sup>(1)</sup>	Non grants	Total amounts extended	Amounts received (-) Non grants <sup>(2)</sup>	NET AMOUNTS	Grants <sup>(1)</sup>	Non grants	Total commitments
	<b>TOTAL OFFICIAL AND PRIVATE FLOWS (I+II+III+IV)</b>	005		250	250	250			
	<b>I. OFFICIAL DEVELOPMENT ASSISTANCE</b>	1010							
	<b>I.A. Bilateral Official Development Assistance by types of aid</b>								
	6. Debt relief	1015							
	6.1 Debt forgiveness and debt rescheduling	1600							
	a) ODA claims (for rescheduling, only capitalised interest)	1610							
	b) OOF claims	1611							
	c) Officially supported export credit claims	1615							
	d) Private claims	1616							
	Memo: Grants for debt service reduction	1617							
	6.2 Other action on debt	1614							
	a) Service payments to third parties	1620							
	b) Debt conversion	1621							
	c) Debt buybacks	1622							
	d) Other	1623							
	6.3 Offsetting entry for debt forgiveness (ODA claims, principal)	1624							
	Memo: Offsetting entry for forgiven interest (ODA claims, interest)	1630							
	1640								
	<b>II. OTHER OFFICIAL FLOWS</b>	200		250	250	250		250	250
	<b>II.A. Other Official Bilateral Flows</b>	210		250	250	250		250	250
	<b>3. Debt rescheduling</b>	300		250	250	250		250	250
	3.1 Non-concessional rescheduling	301		250	250	250		250	250
	a) OOF claims (capitalised interest)	304		250	250	250		250	250
	b) Officially supported export credit claims	305							
	c) Private sector claims	306							
	3.2 OOF component of debt service reduction	303							
	<b>5. Offsetting entry for debt relief (claims of OOF, principal)</b>	1020							
	- Offsetting entry for forgiven interest (claims of OOF excl. export credits, interest)	786							
	<b>III. OFFICIALLY SUPPORTED EXPORT CREDITS</b>	3000							
	III.C. Offsetting entry for debt relief (export credit claims, principal)	3102							
	<b>IV. PRIVATE FLOWS AT MARKET TERMS</b>	3300							
	3. Offsetting entry for debt relief (other private claims, principal)	1030							
	<b>VI. NET PRIVATE GRANTS</b>	415							

**EXAMPLE 12. PARIS CLUB NON-CONCESSIONAL DEBT RESCHEDULING  
OF AN EXPORT CREDIT CLAIM**

Export credit claim	Principal	Interest
1000	750	250

**CRS++ reporting**

Country	CRS Id. N°	Recipient	Type of flow	Type of finance	Type of aid	Commitments	Amounts extended	Amounts received	Interest received
2	4	7	11	12	13	33	34	35	50
a	xxxxxxxxx1	b	21	636 (NEW)	F01	750	750		
a	xxxxxxxxx2	b	21	637 (NEW)	F01	250	250		

**DAC1**

Million US dollars		DISBURSEMENTS					COMMITMENTS			
		1121	1122	1120	1130	1140	1151	1152	1150	
		Grants	Non grants	Total amounts extended	Amounts received (-) Non grants	NET AMOUNTS	Grants	Non grants	Total commitments	
	<b>TOTAL OFFICIAL AND PRIVATE FLOWS (I+II+III+IV)</b>	005		1000	1000	-750	250			
	<b>I. OFFICIAL DEVELOPMENT ASSISTANCE</b>	1010								
	<b>I.A. Bilateral Official Development Assistance by types of aid</b>	1015								
	<b>6. Debt relief</b>	1600								
	6.1 Debt forgiveness and debt rescheduling	1610								
	a) ODA claims (for rescheduling, only capitalised interest)	1611								
	b) OOF claims	1615								
	c) Officially supported export credit claims	1616								
	d) Private claims	1617								
	Memo: Grants for debt service reduction	1614								
	6.2 Other action on debt	1620								
	a) Service payments to third parties	1621								
	b) Debt conversion	1622								
	c) Debt buybacks	1623								
	d) Other	1624								
	6.3 Offsetting entry for debt forgiveness (ODA claims, principal)	1630								
	Memo: Offsetting entry for forgiven interest (ODA claims, interest)	1640								
	<b>II. OTHER OFFICIAL FLOWS</b>	200		1000	1000		1000		1000	1000
	<b>II.A. Other Official Bilateral Flows</b>	210		1000	1000		1000		1000	1000
	<b>3. Debt rescheduling</b>	300		1000	1000		1000		1000	1000
	3.1 Non-concessional rescheduling	301		1000	1000		1000		1000	1000
	a) OOF claims (capitalised interest)	304								
	b) Officially supported export credit claims	305		1000	1000		1000		1000	1000
	c) Private sector claims	306								
	3.2 OOF component of debt service reduction	303								
	<b>5. Offsetting entry for debt relief (claims of OOF, principal)</b>	1020								
	- Offsetting entry for forgiven interest (claims of OOF excl. export credits, interest)	786								
	<b>III. OFFICIALLY SUPPORTED EXPORT CREDITS</b>	3000				-750	-750			
	III.C. Offsetting entry for debt relief (export credit claims, principal)	3102				-750	-750			
	<b>IV. PRIVATE FLOWS AT MARKET TERMS</b>	3300								
	3. Offsetting entry for debt relief (other private claims, principal)	1030								
	<b>VI. NET PRIVATE GRANTS</b>	415								

**EXAMPLE 13. PARIS CLUB NON-CONCESSIONAL DEBT RESCHEDULING  
OF A PRIVATE CLAIM**

Export credit claim	Principal	Interest
1000	750	250

**CRS++ reporting**

Country	CRS Id. N°	Recipient	Type of flow	Type of finance	Type of aid	Commitments	Amounts extended	Amounts received	Interest received
2	4	7	11	12	13	33	34	35	50
a	xxxxxxxxx1	b	21	624	F01	750	750		
a	xxxxxxxxx2	b	21	625	F01	250	250		

**DAC1**

Million US dollars		DISBURSEMENTS					COMMITMENTS			
		1121	1122	1120	1130	1140	1151	1152	1150	
		Grants	Non grants	Total amounts extended	Amounts received (-) Non grants	NET AMOUNTS	Grants	Non grants	Total commitments	
	<b>TOTAL OFFICIAL AND PRIVATE FLOWS (I+II+III+IV)</b>	005		1000	1000	-750	250			
	<b>I. OFFICIAL DEVELOPMENT ASSISTANCE</b>	1010								
	<b>I.A. Bilateral Official Development Assistance by types of aid</b>	1015								
	<b>6. Debt relief</b>	1600								
	6.1 Debt forgiveness and debt rescheduling	1610								
	a) ODA claims (for rescheduling, only capitalised interest)	1611								
	b) OOF claims	1615								
	c) Officially supported export credit claims	1616								
	d) Private claims	1617								
	Memo: Grants for debt service reduction	1614								
	6.2 Other action on debt	1620								
	a) Service payments to third parties	1621								
	b) Debt conversion	1622								
	c) Debt buybacks	1623								
	d) Other	1624								
	6.3 Offsetting entry for debt forgiveness (ODA claims, principal)	1630								
	Memo: Offsetting entry for forgiven interest (ODA claims, interest)	1640								
	<b>II. OTHER OFFICIAL FLOWS</b>	200		1000	1000		1000		1000	1000
	<b>II.A. Other Official Bilateral Flows</b>	210		1000	1000		1000		1000	1000
	<b>3. Debt rescheduling</b>	300		1000	1000		1000		1000	1000
	3.1 Non-concessional rescheduling	301		1000	1000		1000		1000	1000
	a) OOF claims (capitalised interest)	304								
	b) Officially supported export credit claims	305								
	c) Private sector claims	306		1000	1000		1000		1000	1000
	3.2 OOF component of debt service reduction	303								
	<b>5. Offsetting entry for debt relief (claims of OOF, principal)</b>	1020								
	- Offsetting entry for forgiven interest (claims of OOF excl. export credits, interest)	786								
	<b>III. OFFICIALLY SUPPORTED EXPORT CREDITS</b>	3000								
	III.C. Offsetting entry for debt relief (export credit claims, principal)	3102								
	<b>IV. PRIVATE FLOWS AT MARKET TERMS</b>	3300				-750	-750			
	3. Offsetting entry for debt relief (other private claims, principal)	1030				-750	-750			
	<b>VI. NET PRIVATE GRANTS</b>	415								

## **MODULE C. CLASSIFICATIONS: DEFINITIONS AND CODE LISTS**

## Annex 8: Recipient Codes

The up-to-date list of recipient codes is accessible on the DAC website at <https://www.oecd.org/dac/financing-sustainable-development/development-finance-standards/data-collection-and-resources-for-data-reporters.htm>

### *Multilateral contributions*

Recipient codes are not reportable for multilateral contributions. By default, use **recipient code=3000** (not applicable).

## **Annex 9: Major channels of delivery**

This list contains major channels of delivery under each category of channel (see definitions in Chapter 4) for which data are published on the DAC website. Most recent updates to the list are available at <https://www.oecd.org/dac/financing-sustainable-development/development-finance-standards/data-collection-and-resources-for-data-reporters.htm>

**Annex 10a: Types of flows**

<b>Code</b>	<b>Heading</b>	<b>Name</b>
<b>10</b>	<b>ODA</b>	Official Development Assistance flows
<b>21</b>	<b>Non-export credit OOF</b>	Other Official Flows, excl. export credits.
<b>22</b>	<b>Officially supported export credits</b>	Officially supported export credits. Covers both official direct export credits and private export credits under official guarantee or insurance.
<b>30</b>	<b>Private development finance</b>	Grants made by private philanthropic foundations, NGOs and other civil society organisations.
<b>36</b>	<b>Private Foreign Direct Investment</b>	Private Foreign Direct Investment.
<b>37</b>	<b>Other Private flows at market terms</b>	Private long-term (i.e. over one-year maturity) capital transactions made by residents of DAC countries.
<b>40</b>	<b>Non flow</b>	E.g. GNI, population.
<b>50</b>	<b>Other flows</b>	Non-ODA component of peacebuilding operations.

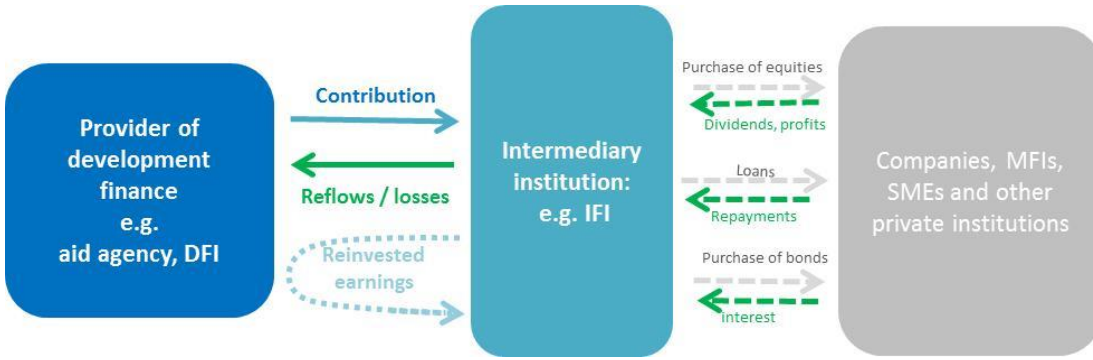
**Annex 10b: List of financial instruments  
and technical fiches (for sub-categories 422, 424, 431-433, 510, 520 and 1100)**

Broad category	Sub-category code	Sub-category label	Definition
<b>100 - GRANTS</b>	110	Standard grant	Grants are transfers in cash or in kind for which no legal debt is incurred by the recipient.
	210	Interest subsidy	A payment to soften the terms of private export credits, or loans or credits by the banking sector.
	310	Capital subscription on deposit basis	Payments to multilateral agencies in the form of notes and similar instruments, unconditionally encashable at sight by the recipient institutions.
	311	Capital subscription on encashment basis	
<b>420 - DEBT INSTRUMENTS</b>	421	Standard loan	Transfers in cash or in kind for which the recipient incurs legal debt (and the resulting claim is not intended to be traded). Since payment obligations on standard loan are senior obligations, i.e. creditors are entitled to receive payments against their claims before anyone else, they are also referred to as senior loans.
	422	Reimbursable grant	A contribution provided to a recipient institution for investment purposes, with the expectation of long-term reflows at conditions specified in the financing agreement. The provider assumes the risk of total or partial failure of the investment; it can also decide if and when to reclaim its investment.
	423	Bonds	Fixed-interest debt instruments, issued by governments, public utilities, banks or companies, tradable in financial markets.
	424	Asset-backed securities	Securities whose value and income payments are derived from and backed by a specific pool of underlying assets.
	425	Other debt securities	
<b>430 – MEZZANINE FINANCE INSTRUMENTS</b>	431	Subordinated loan	A loan that, in the event of default, will only be repaid after all senior obligations have been satisfied. In compensation for the increased risk, mezzanine debt holders require a higher return for their investment than secured or more senior lenders.
	432	Preferred equity	Equity that, in the event of default, will be repaid after all senior obligations and subordinated loans have been satisfied; and will be paid before common equity holders. It is a more expensive source of finance than senior debt, a less expensive source than equity.
	433	Other hybrid instruments	Including convertible debt or equity.
<b>500 – EQUITY AND SHARES IN COLLECTIVE INVESTMENT VEHICLES</b>	510	Common equity	A share in the ownership of a corporation that gives the owner claims on the residual value of the corporation after creditors' claims have been met.
	520	Shares in collective investment vehicles	Collective undertakings through which investors pool funds for investment in financial or nonfinancial assets or both. These vehicles issue shares (if a corporate structure is used) or units (if a trust structure is used).

Broad category	Sub-category code	Sub-category label	Definition
	530	Reinvested earnings	This item is only applicable to Foreign Direct Investment (FDI). Reinvested earnings on FDI consist of the retained earnings of a direct foreign investment enterprise which are treated as if they were distributed and remitted to foreign direct investors in proportion to their ownership of the equity of the enterprise and then reinvested by them in the enterprise.
<b>1000 - GUARANTEES AND OTHER UNFUNDED CONTINGENT LIABILITIES</b>	1100	Guarantees/insurance	A guarantee refers to a risk-sharing agreement under which the guarantor agrees to pay part or the entire amount due on a loan, equity or other instrument to the lender/investor in the event of non-payment by the borrower or loss of value in case of investment. Other unfunded contingent liabilities refer to other instruments that do not constitute a flow as such but may be also collected in future.
<b>600 - DEBT RELIEF</b>	610	Debt forgiveness/conversion: ODA claims (P)	
	611	Debt forgiveness/conversion: ODA claims (I)	
	612	Debt forgiveness/conversion: OOF claims (P)	
	613	Debt forgiveness/conversion: OOF claims (I)	
	614	Debt forgiveness/conversion: Private claims (P)	
	615	Debt forgiveness/conversion: Private claims (I)	
	616	Debt forgiveness: OOF claims (DSR)	
	617	Debt forgiveness: Private claims (DSR)	
	618	Debt forgiveness: Other	
	620	Debt rescheduling: ODA claims (P)	
	621	Debt rescheduling: ODA claims (I)	
	622	Debt rescheduling: OOF claims (P)	
	623	Debt rescheduling: OOF claims (I)	
	624	Debt rescheduling: Private claims (P)	
	625	Debt rescheduling: Private claims (I)	
	626	Debt rescheduling: OOF claims (DSR)	
	627	Debt rescheduling: Private claims (DSR)	
	630	Debt rescheduling: OOF claim (DSR – original loan principal)	
	631	Debt rescheduling: OOF claim (DSR – original loan interest)	
	632	Debt rescheduling: Private claim (DSR – original loan principal)	
633	Debt forgiveness/conversion: export credit claims (P)		

Broad category	Sub-category code	Sub-category label	Definition
	634	Debt forgiveness/conversion: export credit claims (I)	
	635	Debt forgiveness: export credit claims (DSR)	
	636	Debt rescheduling: export credit claims (P)	
	637	Debt rescheduling: export credit claims (I)	
	638	Debt rescheduling: export credit claims (DSR)	
	639	Debt rescheduling: export credit claim (DSR – original loan principal)	
<b>NON FLOW ITEMS (DACI)</b>	1	GNI: Gross National Income	
	2	ODA % GNI	
	3	Total flows % GNI	
	4	Population	

### DEBT INSTRUMENTS - Reimbursable grant

<b>Definition</b>	<p>In development finance, a reimbursable grant can be described as a contribution provided to a recipient institution for investment purposes, with the expectation of long-term reflows at conditions specified in the financing agreement. The provider assumes the risk of total or partial failure of the investment; it can also decide if and when to reclaim its investment.</p>
<b>Additional description</b>	<p>Donor funds are provided to intermediary institutions for investment purposes and, to the extent that money flows back from the investments, principal, interest, dividends, and any other investment reflows may be reinvested or returned to the donors. The institution administering the donor investment funds does not bear any financial risks (it is not financially liable in case of a failure in either equity or loan; donors cover first losses) and is not entitled to any financial benefits (donors provide funds for a period of time; at maturity they may take back the amount in the trust fund or let the intermediary institution use the money for other investments or advisory services).</p>  <pre> graph LR     A[Provider of development finance e.g. aid agency, DFI] -- Contribution --&gt; B[Intermediary institution: e.g. IFI]     B -- "Reflows / losses" --&gt; A     B -.-&gt; Reinvested earnings  A     B -- "Purchase of equities" --&gt; C[Companies, MFIs, SMEs and other private institutions]     C -- "Dividends, profits" --&gt; B     B -- "Loans" --&gt; C     C -- "Repayments" --&gt; B     B -- "Purchase of bonds" --&gt; C     C -- "Interest" --&gt; B   </pre>
<b>Provider perspective</b>	<ul style="list-style-type: none"> <li>• Provider funds serve to increase the intermediary institution’s capacity to invest in recipients’ private sector or cover the first losses. At maturity, they have the possibility to reinvest all the money for new investment programmes or repatriate the funds.</li> <li>• DAC statistics capture the provider perspective at two points in time: 1) when the reimbursable grant to the intermediary institution (i.e. IFI) is committed and disbursed, and 2) when the institution returns the funds, plus potential profits (or minus potential losses).</li> </ul>
<b>Recipient perspective</b>	<ul style="list-style-type: none"> <li>• The intermediary institution uses the funds to soften or expand its financial offer (through blending mechanisms) to support investments in particular sectors of the recipient economy.</li> <li>• Data on the use of the reimbursable grant for investments (including leveraging) could be collected from multilateral intermediary institutions, although details may be subject to confidentiality constraints.</li> </ul>
<b>Potential mobilisation of private investment</b>	<ul style="list-style-type: none"> <li>• Donor funds for investment “crowd in” private investment in specific sectors that would be too risky or not viable at market conditions.</li> </ul>

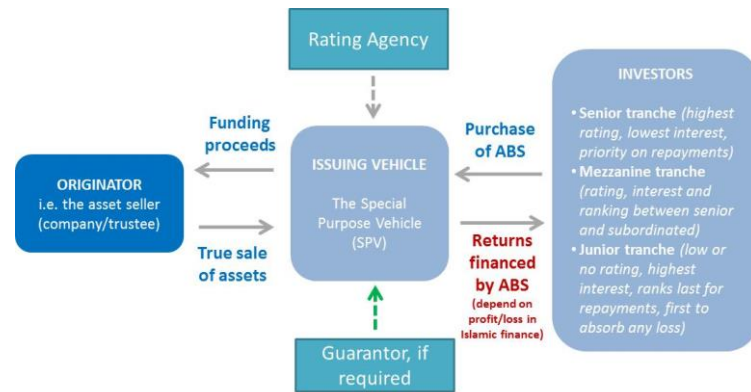
## DEBT INSTRUMENTS - ASSET-BACKED SECURITIES

### Definition

Asset-backed securities (ABS) are securities whose value and income payments are derived from and backed by a specific pool of underlying assets.

### Additional description

The pool of assets is typically a group of small and illiquid assets which are unable or difficult to be sold individually. Pooling the assets into financial instruments allows them to be sold to investors through a process called “asset securitisation” (see diagram below).



- 1 The original owner of the assets – the “**originator**”, i.e. a company or trustee – sells them to a “special purpose vehicle” (SPV) whose sole function is to buy such assets in order to securitise them.
- 2 **The SPV** creates and sells the securities in the form of asset-backed securities and uses the proceeds of the sale to pay back the bank that created, or originated, the underlying assets.
- 3 The assets are evaluated apart from the credit quality of the originator/seller by **rating agencies**. In some cases, investors may also have recourse to guarantors.
- 4 The SPV is responsible for “bundling” the underlying assets into a specified pool that will fit the risk preferences and other needs of investors (e.g. different class of securities – junior to senior) and for distributing payments which will be based on the underlying assets’ performance.

**In Islamic finance**, most sukuk (i.e. Islamic certificate of investment) are asset-backed to comply with sharia requirements of risk-taking and sharing of profit and losses. For private companies in developing countries, this mechanism has constituted since the financial crisis a more sustainable alternative source of financing to conventional finance. For investors, although asset-backed securities are more risky (if the assets do not generate profit or occur losses, or if they are destroyed or damaged), they are at the same time protected from defaults (they offer investors neither income nor capital guarantees, except if a guarantee mechanism is set up. Issuers pay profits to investors when the underlying assets earn profits).

### Provider perspective

- The investor in the SPV, or the guarantor if any, assumes the risk of default of the underlying assets.
- In DAC statistics, the purchase of bonds is recorded as positive flow to developing countries while return flows of investment income to the purchaser are not recorded.
- In Islamic finance investors take the risk that the asset-backed securities do not generate any profit or even face losses (and subordinated investors in particular if the pool of securities is structured).

### Recipient perspective

Asset-backed securities have the following advantages for the originator (i.e. the recipient):

- **they offer lower-cost funding than traditional bank loan or bond financing.** Indeed, the pool of receivables is typically of a better credit quality than that of the originator itself (against whom investors have no recourse if the receivables fail to perform). Without securitisation, the originator would finance itself through borrowing based on its own creditworthiness.
- **they allow the originator to remove potentially risky assets from its balance sheet**, thus transferring the default risk associated with those assets to investors and allowing the company to borrow more; and



- the true sale of assets to the SPV provides **bankruptcy remoteness** by insulating the assets from the originator;
- **they increase borrowers' funding options.**

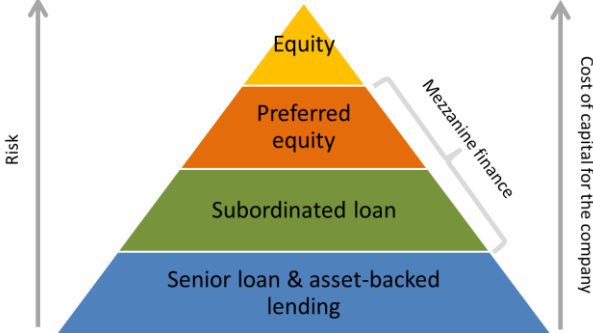
The use of this instrument can be valorised in recipient receipts data only if the investor entity reports the purchase of asset-backed securities at a sufficient level of detail (i.e. by recipient and sector).



Potential  
mobilisation of  
private  
investment

Asset-backed securities, through the securitisation process, contribute to catalysing investment capacity of private companies with limited access to financial markets by freeing up their balance sheet thus increasing their borrowing capacities. Options to track the amount of private investment mobilised by these instruments could be explored.

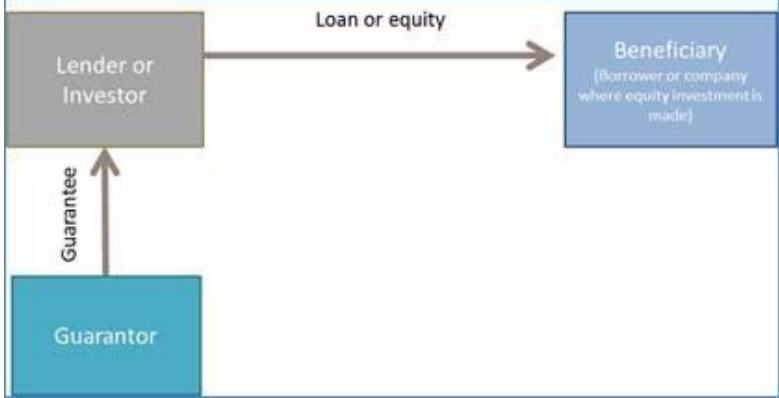
## MEZZANINE FINANCE INSTRUMENTS

<p>Definition</p>	<p>Mezzanine finance, also called hybrid finance, refers to instruments relating to the layer of financing between a company's senior debt and equity, with features of both debt and equity. Providers of mezzanine finance have claims that are subordinated to senior lenders and possess priority over equity investors. Consequently, mezzanine investments generate returns that are higher than traditional bank lending rates and lower than the returns required by most equity investors.</p> <p><b>A subordinated (or junior) loan</b>, in the event of default, will only be repaid after all senior obligations have been satisfied. In compensation for the increased risk, mezzanine debt holders require a higher return for their investment than secured or more senior lenders.</p> <p><b>Preferred equity</b>, in the event of default, will be repaid after all senior obligations and subordinated loans have been satisfied; and will be paid before other equity holders.</p>
<p>Additional description</p>	
<p>Provider perspective</p>	<ul style="list-style-type: none"> <li>Compared to a senior loan, investment in mezzanine finance implies an additional risk in the event of default, as the mezzanine capital will only be repaid after all senior obligations have been satisfied. The additional risk involved in mezzanine finance operations is compensated by higher returns.</li> </ul>
<p>Recipient perspective</p>	<ul style="list-style-type: none"> <li>When senior debt is not available, mezzanine finance allows access to capital with lower costs than equity. Mezzanine finance is particularly relevant to SMEs which often have limited access to senior debt.</li> </ul>
<p>Potential mobilisation of private investment</p>	<ul style="list-style-type: none"> <li>Mezzanine finance is typically used to fund a growth opportunity, such as an acquisition, new product line, and new distribution channel or plant expansion. While additional liquidity can be obtained from equity investors, equity is the most expensive source of capital and an increase of capital may dilute the level of control of existing shareholders. As banks typically place ceilings on the amount of total debt a company can obtain, mezzanine debt can be an attractive alternative way to obtain much needed capital.</li> </ul>

### EQUITY AND SHARES IN COLLECTIVE INVESTMENT VEHICLES (CIV)

<b>Definition</b>	<p>Common equity is a share in the ownership of a corporation that gives the owner claims on the residual value of the corporation after creditors’ claims have been met. Public investors can take equity stakes directly in a company by purchasing a share of ownership, or can invest in the equity or extend a loan to a company indirectly, by investing in an equity or debt fund.</p>
<b>Additional description</b>	<p>Investors pool funds through collective investment vehicles for investment in financial or nonfinancial assets or both (these funds issue shares, if a corporate structure is used, or units, if a trust structure are used).</p> <p>The diagram illustrates the flow of funds between investors, collective investment vehicles, and companies in developing countries. On the left, four boxes represent investors: Investor A (DFI, IFI, private actor, etc.), Investor B (DFI, IFI, private actor, etc.), Investor C (DFI, IFI, private actor, etc.), and Investor D (DFI, IFI, private actor, etc.). In the center is a box for 'Collective investment vehicles'. On the right is a dashed box for 'Companies in developing countries'. Arrows show 'Direct equity' flowing from each investor to the vehicles, and 'Profits' flowing back from the vehicles to each investor. Additionally, 'Shares/units' flow from the vehicles to the companies, and 'Dividends' flow back from the companies to the vehicles.</p> <p>In the event of default, in case of flat capital structures (i.e. only one type of shares/units exists), common equity and ordinary shares/unitsholders are repaid simultaneously after all other creditors/investors have been repaid. In the case of structured capital, different share/unit Collective investment funds’ capital may be composed of instruments classes with different levels of varying seniority/subordination are issued. Shares/units that are only entitled to payments after all other claims by the holders of more senior share/units and creditors have been paid are often referred to as first-loss shares/units. While investors in all share/unit classes are legally holding equity, only investments in first-loss shares would be reported as equity for the purpose of DAC statistics, while all other forms of more senior equity would be recognised as mezzanine finance.</p>
<b>Provider perspective</b>	<ul style="list-style-type: none"> <li>Compared to senior and mezzanine finance, equity investments carry the highest risk, as share/unit holders will only be repaid and receive positive returns after all other obligations have been satisfied. At the flipside, this also implies that share/unit holders see the highest upside potential as they are entitled to all residual proceeds.</li> <li>In DAC statistics, the financial effort of the investor is measured at the moment of the purchase of equity/shares/units, while the sale of equity/shares/units is recorded as a negative flow, as it implies a transfer of money from the developing country back to the investor. (Dividends are not recorded.)</li> </ul>
<b>Recipient perspective</b>	<ul style="list-style-type: none"> <li>An equity investment represents own capital and provides the business (or the collective investment vehicle) with the capacity of increasing its assets. Direct equity by highly-rated investors (e.g. DFIs, aid agencies) increases the creditworthiness of the investee company in the capital market and its negotiation power with local authorities and other market actors.</li> <li>Collective investment vehicles pool resources from different sources: for a recipient company, it is therefore easier and cheaper in terms of transaction costs to access a pool of investors rather than looking for individual investors separately.</li> </ul>
<b>Tracking private investment mobilised</b>	<ul style="list-style-type: none"> <li>The increased creditworthiness and risk capital, especially in the case of first-loss shares/units, can be strong incentives for other potential investors to finance the business with other risk capital or debt instruments. However, the link between public and private equity investment in companies’ capital stock is difficult to establish and, a fortiori, to track.</li> </ul>

**GUARANTEES/INSURANCE**

<b>Definition</b>	A <b>guarantee</b> refers to a risk-sharing agreement under which the guarantor agrees to pay part or the entire amount due on a loan, equity or other instrument to the lender/investor in the event of non-payment by the borrower or loss of value in case of investment.
<b>Additional description</b>	 <pre> graph TD     Lender[Lender or Investor] -- "Loan or equity" --&gt; Beneficiary[Beneficiary (Borrower or company where equity investment is made)]     Guarantor[Guarantor] -- "Guarantee" --&gt; Lender   </pre>
<b>Provider perspective</b>	<ul style="list-style-type: none"> <li>• In DAC statistics, guarantees are tracked but do not generate concrete cash flows. The provider effort to extend guarantees is not easily quantifiable. Some options to measure the effort are: risk taken by the guarantor, claims eventually paid in case of default, capital subscriptions to the agency issuing guarantees, or the difference between the guarantee fee charged by the public institution and the guarantee fee at market rates (guarantee “concessionalit”).</li> <li>• Equity guarantees are exposed to a higher risk than loan guarantees as, in the event of a bankruptcy, equity holders are paid after debt holders.</li> </ul>
<b>Recipient perspective</b>	<ul style="list-style-type: none"> <li>• Guarantees reduce the risk of lending, enabling borrowers to access the financial market and/or to borrow at more favourable terms.</li> <li>• Guarantees bring the beneficiary in direct contact with capital markets.</li> <li>• The amount made available through guarantees to developing countries (amount mobilised) could be recorded as recipient receipts.</li> </ul>
<b>Potential mobilisation of private investment</b>	<ul style="list-style-type: none"> <li>• Guarantees leverage a multiple of the investments possible with a direct loan.</li> <li>• Amount mobilised is defined as the full amount of the loan or equity investment being guaranteed.</li> </ul>

### Annex 11: Co-operation modality and tying status

Modality/Sub-modality	Description	Clarification	Guidance on tying status reporting given in the Directives and additional notes for clarification
<b>A</b>	<b>Budget support</b>	For contributions under this category, the donor relinquishes the exclusive control of its funds by sharing the responsibility with the recipient.	
<b>A01</b>	<b>General budget support</b>	Unearmarked contributions to the government budget including funding to support the implementation of macroeconomic reforms (structural adjustment programmes, poverty reduction strategies). Budget support is a method of financing a recipient country's budget through a transfer of resources from an external financing agency to the recipient government's national treasury. The funds thus transferred are managed in accordance with the recipient's budgetary procedures. Funds transferred to the national treasury for financing programmes or projects managed according to different budgetary procedures from those of the recipient country, with the intention of earmarking the resources for specific uses, are therefore excluded.	Budget support has been considered as untied by definition, because it consists of the provision of " <i>freely usable foreign exchange</i> " to the recipient. (Chapter 4, para. 220, 1st bullet.)  This co-operation modality involves transferring funds to the recipient government's national treasury with no earmarking for specific uses, which suggests the funds are fully and freely available to finance procurement anywhere in the world.
<b>A02</b>	<b>Sector budget support</b>	Sector budget support, like general budget support, is a financial contribution to a recipient government's budget. However, in sector budget support, the dialogue between donors and partner governments focuses on sector-specific concerns, rather than on overall policy and budget priorities.	See above.
<b>B</b>	<b>Core contributions and pooled programmes and funds</b>	For contributions under this category, the donor relinquishes the exclusive control of its funds by sharing the responsibility with other stakeholders (other donors, NGOs, multilateral institutions, Public Private Partnerships). The category covers both core contributions (B01 and B02), and pooled contributions with a specific earmarking (B03 and B04).	

<b>B01</b>	<b>Core support to NGOs and civil society, PPPs and research institutes</b>	Funds paid over to PPPs, networks, research institutes and non-profit private bodies – developing country-based, donor-country based and international NGOs and other civil society organisations, e.g. philanthropic foundations – for use at these organisations’ discretion and contributing to programmes and activities which these organisations have developed themselves, and which they implement on their own authority and responsibility. The List of ODA-eligible international organisations (see Annex 2) provides a list of INGOs, PPPs and networks core contributions to which may be reported under B01. This list is not exclusive.	“Contributions to NGOs and official funds in support of, or intended for, direct equity investment and that are recorded as ODA” have been reported as untied by convention “providing that there are no formal or informal restrictions which would cause them to be considered as in effect tied.” (para. 220, 4th bullet.)
<b>B02</b>	<b>Core contributions to multilateral institutions</b>	These funds are classified as multilateral (all other categories are bilateral ODA). The recipient multilateral institution pools contributions so that they lose their identity and become an integral part of its financial assets or liabilities. Also includes Financial Intermediary Funds (GEF, CIFs) for which the World Bank is the Trustee, as well as some UN inter-agency pooled funds, such as CERF and the UN Peacebuilding Fund. See Annex 2 of the <u>Reporting Directives</u> for a comprehensive list of agencies, core contributions to which may be reported under B02 and its subcategories. (Section I. Multilateral institutions).  <u>Nota bene: contributions to multilateral development organisations beyond Annex 2 are not reportable in the DAC statistics. The non-ODA components of core support to multilateral organisations included in Annex 2 are not reportable either.</u>	Directives request tying status reporting on bilateral ODA only. Multilateral aid is generally excluded from reports on the tying status but for some purposes may be regarded untied by definition, since the donor does not determine the ultimate use of funds.
<b>B021</b>	<b>Core contributions to multilateral institutions</b>	<u>Contributions in this category are pooled by the recipient multilateral institution and become an integral part of its financial assets or liabilities.</u>	
<b>B022</b>	<b>Core contributions to global funds</b>	<u>Contributions to global funds classified as multilateral including Financial Intermediary Funds for which the World Bank is the Trustee and which have gone through the Annex 2 process (GEF, CIFs) as well as some UN inter-agency pooled funds, e.g. CERF and the UN Peacebuilding Fund.</u>	

<b>B03</b>	<b>Contributions to specific-purpose programmes and funds managed by implementing partners</b>	In addition to their core-funded operations, international organisations –multilateral agencies, NGOs, PPPs or networks- both in provider and in third countries set up and raise funds for specific programmes and funds with clearly identified sectoral, thematic or geographical focus. Donors' bilateral contributions to such programmes and funds are recorded here. Contributions to multilateral organisations' programmes and funds should be classified in the sub-categories below whenever possible. Use categories B031 and B032 for trust funds managed by the UN (all designed as multi-donor) unless contributions are earmarked for a specific geographical location or funding window.	No specific guidance at present. Could be tied, partially untied or untied.
<b>B031</b>	<b>Contributions to multi-donor/multi-entity funding mechanisms</b>	Contributions to funding mechanisms (specific-purpose programmes and funds) that pool resources from several providers and from which several international organisations - multilateral agencies, NGOs, PPPs or networks- may be allocated funds for implementation e.g. contributions to UN country-based pooled funds and country-level development funds. Excludes contributions to global funds classified as multilateral (see B022). Includes financial Intermediary Funds for which the World Bank is the Trustee and which have not gone through the Annex 2 process.	
<b>B032</b>	<b>Contributions to multi-donor/single-entity funding mechanisms</b>	Contributions to multi-donor funding mechanisms (specific-purpose programmes and funds) managed by a single international organisation- multilateral agency, NGO, PPP or network e.g. UN single-agency thematic funds; World Bank or other MDB trust funds. Classify the contribution as B032 even if in the initial stages only one donor contributes to the fund.	
<b>B033</b>	<b>Contributions to single-donor funding mechanisms and contributions earmarked for a specific funding window or geographical location</b>	Contributions to funding mechanisms (specific-purpose programmes and funds) where the donor has a significant influence on the allocation of funds. This includes contributions to single-donor trust funds and earmarked contributions to specific countries/geographical locations or funding windows within multidonor trust funds. Also includes contributions to specific countries/geographical locations of funding windows of multi-donor funding mechanisms established by NGOs, PPPs and networks. When the donor designs the activity but channels it through an international organisation, the activity should be classified as C01.	
<b>B04</b>	<b>Basket funds/pooled funding (excluding funds managed by</b>	The donor contributes funds to an autonomous account, managed jointly with other donors and/or the recipient. The account will have specific purposes, modes of disbursement and accountability mechanisms, and a limited time frame.	No specific guidance at present. Could be tied, partially untied or untied.

	<b>international organisations)</b>	Basket funds are characterised by common project documents, common funding contracts and common reporting/audit procedures with all donors. Donors' contributions to funds managed autonomously by international organisations are recorded under B03, B031, B032 and B033 categories.	
<b>C</b>	<b>Project-type interventions</b>	N.B. Within this category, members able to do so are requested to report the aggregate amount used for financing donor experts/consultants on Table DAC1. Where the activity consists solely of experts' costs, report under category D.	
<b>C01</b>	<b>Project-type interventions</b>	A project is a set of inputs, activities and outputs, agreed with the partner country*, to reach specific objectives/outcomes within a defined time frame, with a defined budget and a defined geographical area. Projects can vary significantly in terms of objectives, complexity, amounts involved and duration. There are smaller projects that might involve modest financial resources and last only a few months, whereas large projects might involve more significant amounts, entail successive phases and last for many years. A large project with a number of different components is sometimes referred to as a programme, but should nevertheless be recorded here. Feasibility studies, appraisals and evaluations are included (whether designed as part of projects/programmes or dedicated funding arrangements). Aid channelled through NGOs or multilaterals is also recorded here. This includes payments for NGOs and multilaterals to implement donors' projects and programmes, and funding of specified NGOs projects. By contrast, core funding of NGOs and multilaterals as well as contributions to specific-purpose funds managed by international organisations are recorded under B. * In the cases of equity investments, humanitarian aid or aid channelled through NGOs, projects are recorded here even if there was no direct agreement between the donor and the partner country. Contributions to single-donor trust funds and contributions to trust funds earmarked for a specific funding window and/or country are recorded under B033.	“Official funds in support of, or intended for, direct equity investment and that are recorded as ODA” have been reported as untied by convention “providing that there are no formal or informal restrictions which would cause them to be considered as in effect tied.” (para. 220, 4th bullet)  Could be tied, partially untied or untied.  Reporting on the tying status of project-type free-standing technical co-operation is not mandatory.
<b>D</b>	<b>Experts and other technical assistance</b>	This category covers the provision, outside projects as described in category C, of know-how in the form of personnel, training and research.	
<b>D01</b>	<b>Donor country personnel</b>	Experts, consultants, teachers, academics, researchers, interns, volunteers and contributions to public and private bodies for sending experts to developing countries. Supplementation payments by the donor country to its experts employed by developing countries or international aid agencies should also be included, as well as the cost to the reporting government of civil servants seconded to developing countries. However, the	Falls under the definition of TC. Reporting on the tying status of this co-operation modality is not mandatory.  Given that makes use of the donor's own goods and

		costs of “counterparts” receiving on-the-job training while working with donor experts are excluded. Volunteers are persons who work in a developing country under wholly or partly publicly financed or publicly controlled volunteer programmes, receiving a stipend in compensation for their services, i.e. subsistence allowances, daily support costs, and/or financial remuneration, either during the period of service, or on return home.	services, tied by nature.
<b>D02</b>	<b>Other technical assistance</b>	Provision, outside projects as described in category C01, of technical assistance in recipient countries (excluding technical assistance performed by donor experts reported under D01, and scholarships/training in donor country reported under E01). This includes training and research; language training; south-south studies; research studies; collaborative research between donor and recipient universities and organisations; local scholarships; development-oriented social and cultural programmes. This category also covers ad hoc contributions such as conferences, seminars and workshops, exchange visits, publications, etc. Scholarships for students and contributions for trainees to follow studies or training courses in developing countries are recorded here while scholarships/training in donor country is reported under E01 (except that training performed in donor country through visiting tours and short-term resident training courses, or attendance at ad hoc non-academic courses and seminars is recorded under D02). General subsidies to the developing country education sector are not recorded here, but as sector budget support (A02) or project-type interventions (C01).	Falls under the definition of TC. Reporting on the tying status of this co-operation modality is not mandatory.  Could be tied, partially untied or untied.
<b>E</b>	<b>Scholarships and student costs in donor countries</b>		Falls under the definition of TC. Reporting on the tying status of this co-operation modality is not mandatory. Given that makes use of the donor’s own goods and services, tied by nature.
<b>E01</b>	<b>Scholarships/training in donor country</b>	Financial aid awards for individual students and contributions to trainees. The beneficiary students and trainees are nationals of developing countries. Financial aid awards include bilateral grants to students registered for systematic instruction in private or public institutions of higher education to follow full-time studies or training courses in the donor country. Estimated tuition costs of students attending schools financed by the donor but not receiving individual grants are not included here, but under item imputed student costs (E02). Training costs relate to contributions for trainees from developing countries receiving mainly non-academic, practical or vocational training in the donor country.	Falls under the definition of TC. Reporting on the tying status of this co-operation modality is not mandatory. Tied by nature because procurement (of services in this case) takes place in the donor country.

		Training performed in donor country through visiting tours and short-term resident training courses, or attendance at ad hoc non-academic courses and seminars is recorded under D02.	
<b>E02</b>	<b>Imputed student costs</b>	Indirect (“imputed”) costs of tuition in donor countries.	Has generally been considered as a form of TC, although some members disagree. Tied by nature and cannot be untied: represents share of subsidy of donor’s own institutions that can be imputed to developing country students.
<b>F</b>	<b>Debt relief</b>		
<b>F01</b>	<b>Debt relief</b>	Groups all actions relating to debt (forgiveness, conversions, swaps, buy-backs, rescheduling, refinancing).	“Debt reorganisation that, by enabling the recipient to forgo making service payments, makes the corresponding amount of foreign exchange freely available” has been reportable as untied. (para. 194, 3rd bullet)  Debt swaps (see purpose code 60061 in Annex 12) do not make foreign exchange “freely available”, and could be tied, partially untied or untied.
<b>G</b>	<b>Administrative costs not included elsewhere</b>		
<b>G01</b>	<b>Administrative costs not included elsewhere</b>	Administrative costs of development assistance programmes not already included under other ODA items as an integral part of the costs of delivering or implementing the aid provided. This category covers situation analyses and auditing activities. As regards the salaries component of administrative costs, it relates to in-house agency staff and contractors only; costs associated with donor experts/consultants are to be reported under category C or D01.	Members have agreed that the tying status is not reportable for administrative costs. (para. 193) Tied by nature (makes use of goods and services in the donor country) and cannot be untied.
<b>H</b>	<b>Other in-donor expenditures</b>	Groups a number of contributions that do not give rise to a cross-border flow.	
<b>H01</b>	<b>Development awareness</b>	Funding of activities designed to increase public support in the donor country for development co-operation efforts, and understanding of development needs and issues.	Tied by nature (makes use of goods and services in the donor country) and cannot be untied.

<b>H02</b>	<b>Refugees/asylum seekers in donor countries</b>	Costs incurred in donor countries for basic assistance to asylum seekers and refugees from developing countries, up to 12 months, when costs cannot be disaggregated. See chapter 2, section II.6 and Annex 18.	<p>Members have agreed that the tying status is not reportable for costs of refugees in donor countries. (para. 193)</p> <p>Tied by nature (makes use of goods and services in the donor country) and cannot be untied.</p>
<b>H03</b>	<b>Asylum-seekers ultimately accepted</b>	Costs incurred in donor countries for basic assistance to asylum seekers, when these are ultimately accepted. This category includes only costs incurred prior to recognition.	
<b>H04</b>	<b>Asylum-seekers ultimately rejected</b>	Costs incurred in donor countries for basic assistance to asylum seekers, when these are ultimately rejected. This category includes only costs incurred prior to rejection. Members may base their reporting on the first instance rejection, where a final decision on status is anticipated to occur after a 12-month period, and this facilitates the establishment of a conservative estimate. For further guidance on how to proceed with calculating costs related to rejected asylum seekers, see Clarification 5, third bullet in section II.6 (chapter 2).	
<b>H05</b>	<b>Recognised refugees</b>	Costs incurred in donor countries for basic assistance to refugees with a recognised status. This category only includes costs after recognition (or after date of entry into a country through a resettlement programme).	
<b>H06</b>	<b>Refugees and asylum seekers in other provider countries</b>	Costs incurred in other non-ODA eligible provider countries for basic assistance to asylum seekers and refugees from developing countries, up to 12 months. The host and origin country of refugees/asylum seekers shall be specified in one of the descriptive fields of the CRS (fields 14 or 19).	

## Annex 12: Classification by sector of destination and purpose codes

### General

1. The sectors of destination of a contribution should be selected by answering the question “which specific area of the recipient’s economic or social structure is the transfer intended to foster”. Each purpose code attributed should comply with this definition. The sector classification does not refer to the type of goods or services provided by the donor. Sector specific education or research activities (e.g. agricultural education) or construction of infrastructure (e.g. agricultural storage) should be reported under the sector to which they are directed, not under education, construction, etc.
2. Some contributions are not susceptible to allocation by sector and are reported as non-sector allocable aid. Examples are aid for general development purposes, general budget support, actions relating to debt, humanitarian aid and internal transactions in the donor country.

### Purpose Codes

3. In the CRS++, data on the sectors of destination are recorded using 5-digit purpose codes. The first three digits of the code refer to the corresponding DAC5 sector or category. Each CRS++ code belongs to one and only one DAC5 category. Generally, the last two digits of the CRS++ purpose code are sequential and not hierarchical i.e., each code stands for itself and can be selected individually or grouped to create sub-sectors<sup>12</sup>. The sequential numbers have, however, been standardised for codes with similar functions as follows:

The **most general** CRS codes end in the sequential number **10**. It refers to policy, planning and programmes; administration, institution capacity building and advice; combinations of activities and unspecified activities falling outside other code headings.

The **main codes** have sequential numbers **20, 30, 40 and 50**.

The **detailed codes** have sequential numbers in the range **61 - 79**.

Sector-specific **education, training and research** codes have sequential numbers in the range **81 - 89**. Sector-specific services have codes with sequential numbers in the range **91 -99**.

4. Reporting agencies using internal purpose classifications are invited to work with the Secretariat to establish correspondence tables between their own systems and the DAC, so as to allow automated reporting.
5. When an activity is assigned several purpose codes, the corresponding percentages should be reported in field 15 Sector/Purpose codes and corresponding shares in one of the following formats:
  - a string that can be easily parsed such as: “23110:40|32262:30|15114:20|15160:10”; or
  - an XML string such as: “<sectors><sector code="23110" percentage="40"/><sector code="32262" percentage="30"/><sector code="15114" percentage="20" /><sector code="15160" percentage="10" /></sectors>”.

---

<sup>12</sup> The « Governance and civil society, general » sector is an exception where purpose codes are hierarchically structured: all 1511x codes belong to “Public sector policy and administrative management”, all 1515x purpose codes belong to “Democratic participation and civil society”.

When an activity is assigned only one purpose code, report that purpose code and 100%:<sup>13</sup>

- a string that can be easily parsed such as: “23110:100”; or
- an XML string such as: “<sectors><sector code="23110" percentage="100" /></sectors>”.

### *Identifying the most suitable purpose codes - Examples*

6. As stated above, sector coding identifies the specific areas of the recipient’s economic or social development the transfer intends to foster. Some examples illustrating the choices follow:

- i. Construction of housing for experts working on an agricultural development project:
  - The appropriate code is “agricultural development” (31120) and not “housing policy and administrative management” (16030).
- ii. Construction of apartments in three cities:
  - The appropriate code is “housing policy and administrative management” (16030).
- iii. Privatisation of the National Energy Agency:
  - The appropriate code is “energy policy and administrative management” (23010) and not “privatisation” (25020).
- iv. State enterprise restructuring programme:
  - The appropriate code is “privatisation” (25020).
- v. Assistance to Ministry of Education to prepare an education sector programme:
  - The appropriate code is “education policy and administrative management” (11110) and **not** “public sector policy and administrative management” (15110).
- vi. Training of government officers in project preparation:
  - The appropriate code is “public sector policy and administrative management” (15110).
- vii. Rail equipment delivery:
  - The appropriate code is “rail transport” (21030).
- viii. Rail equipment production:
  - The appropriate code is “transport equipment industry” (32172).
- ix. Fertilizer delivery:
  - The appropriate code is “agricultural inputs” (31150) and **not** “import support (commodities)” (53040).
- x. Import of general goods and services:
  - The appropriate code is “import support (commodities)” (53040).

---

<sup>13</sup> For members not using multiple purpose codes, reporting 100% after the purpose code in the string is not mandatory.

7. Within each sector, care should be taken to allocate supplies, equipment and infrastructure to the most specific code available. For example:
- i. Construction of a tuberculosis clinic:
    - The appropriate code is “tuberculosis control” (12263) and **neither** “basic health infrastructure” (12230) **nor** “infectious disease control” (12250).
  - ii. District hospitals rehabilitation programme:
    - The appropriate code is “basic health infrastructure” (12230).
  - iii. Primary school books delivery:
    - The appropriate code is “primary education” (11220) and **not** “education facilities and training” (11120).
  - iv. Paper supply for printing school books:
    - The appropriate code is “education facilities and training” (11120).
8. Sector specific education activities are to be included in the respective sectors, either in a specific education code or in a general code. For example:
- i. Upgrading of an agricultural training centre:
    - The appropriate code is “agricultural education” (31181).
  - ii. Environmental training course for mineral resource department:
    - The appropriate code is “Mineral/mining policy and administrative management” (32210) and **neither** “environmental education/training” (41081) **nor** “advanced technical and managerial training” (11430).

***Examples of activities with more than one purpose code***

- i. A project which aims to ensure access to improved and sustained water and sanitation services in rural communities could be assigned codes “basic drinking water supply” (14031) and “basic sanitation” (14032).
- ii. A project which aims to improve the quality of primary and secondary education by providing training to teachers and management training to principals and regional government education officials could be assigned codes “education policy and administrative management” (11110), “teacher training” (11130), “primary education” (11220) and “secondary education” (11320).

***When the purpose code does not match precisely the activity being reported***

9. Within each sector or category, the first purpose code listed (sequential number “10”) is defined to include activities falling outside the other code headings. When using this code, give as much detail as possible in the written description.

10. To improve the alignment of aid information with partner country budget classifications, budget identifier voluntary purpose codes have been introduced in the CRS list of purpose codes (see most recent updates to the list at [www.oecd.org/dac/stats/methodology](http://www.oecd.org/dac/stats/methodology)) as well as voluntary economic classification (see CRS field *Capital expenditure*). In order to retain the comparability of data and the continuity of time series for the purposes of analysis and publication of the data, a hierarchical level has been implemented whereby data reported with the voluntary purpose codes are replaced by the higher level CRS parent code. Nevertheless, the voluntary purpose codes are disseminated in microdata, bulk files and IATI.

### List of CRS purpose codes

Most recent updates to the list, including the budget identifier voluntary purpose codes, are available at <https://www.oecd.org/dac/financing-sustainable-development/development-finance-standards/data-collection-and-resources-for-data-reporters.htm>. Only the categories of sector are presented below.

#### 100 – SOCIAL INFRASTRUCTURE AND SERVICES

*(This main category relates essentially to efforts to develop the human resource potential of developing countries.)*

##### 110 - EDUCATION

*Note: Sector specific education activities are to be included in the respective sectors, either in a specific education code such as Agricultural education or in a general code such as Communications policy/administrative management.*

##### 120 - HEALTH

##### 130 - POPULATION POLICIES/PROGRAMMES AND REPRODUCTIVE HEALTH

##### 140 - WATER AND SANITATION

*Notes:*

*1/ To assist in distinguishing between “basic” and “large systems” for “water supply” and “sanitation”, consider the number of people to be served and the per capita cost of provision of services.*

*– Large systems provide water and sanitation to a community through a network to which individual households are connected. Basic systems are generally shared between several households.*

*– Water supply and sanitation in urban areas usually necessitates a network installation. To classify such projects consider the per capita cost of services. The per capita cost of water supply and sanitation through large systems is several times higher than that of basic services.*

*2/ Integrated Water Resources Management (IWRM) is defined as “a process which promotes the coordinated development and management of water, land and related resources in order to maximise the resultant economic and social welfare in an equitable manner without compromising the sustainability of vital eco-systems”.*

*Recognising that sectoral approaches to water management tend to impose unsustainably high economic, social and ecological costs, IWRM emphasises decision making across sectors and scales.*

##### 150 - GOVERNMENT AND CIVIL SOCIETY

*(Includes assistance to strengthen the administrative apparatus and government.)*

##### 160 - OTHER SOCIAL INFRASTRUCTURE AND SERVICES<sup>14</sup>

#### 200 - ECONOMIC INFRASTRUCTURE AND SERVICES

*(This major heading groups assistance for networks, utilities and services that facilitate economic activity.)*

<sup>14</sup> ODA recording of narcotics control expenditures is limited to activities that focus on economic development and welfare including alternative development programmes and crop substitution (see 31165 and 43050). Activities by the donor country to interdict drug supplies, destroy crops or train or finance military personnel in anti-narcotics activities are not reportable.

**210 - TRANSPORT AND STORAGE****220 - COMMUNICATIONS****230 - ENERGY**

*Note: Extraction of raw materials for energy generation should be included in the mining sector. Energy manufacturing (e.g. gas liquefaction; petroleum refineries) should be included in the industry sector. CCS not related to power generation should be coded as biosphere protection. According to DAC Directives, assistance towards the peaceful use of nuclear energy is reportable as ODA. This includes the construction and decommissioning of nuclear power reactors for civilian power supply, the development or supply of medical isotopes, and food irradiation and other industrial and commercial applications. Nuclear weapons research and other military applications of nuclear technology are excluded. However, it should be noted that in parallel Participants to the OECD Arrangement on Officially Supported Export Credits have banned as of 2009 any "aid support" to finance the construction of new nuclear power plants as well as the modernisation of existing nuclear power plants. This is stipulated in the Nuclear Sector Understanding (see the Arrangement: Annex II/Chapter II/paragraph 7).*

**240 - BANKING AND FINANCIAL SERVICES****250 - BUSINESS AND OTHER SERVICES****300 - PRODUCTION SECTORS**

*(This main heading groups contributions to all directly productive sectors.)*

**310 – AGRICULTURE, FORESTRY, FISHING****321 – INDUSTRY, MINING, CONSTRUCTION**

*Note: Only includes aid to production or manufacturing. Provision of finished products should be included under relevant sector.*

**331 - TRADE POLICY AND REGULATIONS AND TRADE-RELATED ADJUSTMENT****332 - TOURISM****400 – MULTISECTOR/CROSS-CUTTING**

*(This main heading includes support for projects which straddle several sectors.)*

**410 - GENERAL ENVIRONMENTAL PROTECTION**

*Note: Sector specific environmental protection activities should be included in the respective sectors, and the environment marker checked. Multi-sector/cross-cutting includes only environment activities not allocable by sector.*

**430 – OTHER MULTISECTOR****500 – COMMODITY AID AND GENERAL PROGRAMME ASSISTANCE**

*(Sector specific programme assistance is to be included in the respective sectors.)*

**510 - GENERAL BUDGET SUPPORT****520 - DEVELOPMENTAL FOOD ASSISTANCE****530 – OTHER COMMODITY ASSISTANCE****600 – ACTION RELATING TO DEBT****700 – HUMANITARIAN AID**

*(Within the overall definition of ODA, humanitarian aid is assistance designed to save lives, alleviate suffering and maintain and protect human dignity during and in the aftermath of emergencies. To be classified as humanitarian, aid should be consistent with the humanitarian principles of humanity, impartiality, neutrality and independence.)*

**720 - EMERGENCY RESPONSE**

**730 - RECONSTRUCTION RELIEF AND REHABILITATION**

**740 – DISASTER PREVENTION AND PREPAREDNESS**

*Note on distinguishing humanitarian from sector-allocable aid: Humanitarian aid will usually be funded from appropriations dedicated to emergencies and their immediate aftermath and/or the prevention thereof or preparedness therefor, and funding from such appropriations is the main criterion for reporting expenditure as humanitarian aid. If the humanitarian nature of expenditure cannot be determined by its funding appropriation, members may for statistical reporting purposes have reference to situation reports by the United Nations and/or the International Movement of the Red Cross/Red Crescent (ICRC/IFRC). These are normally issued throughout an emergency to identify continuing humanitarian needs. If no UN or ICRC/IFRC situation report has been issued for six months, this could indicate that the situation is no longer perceived as an emergency, though international support could nevertheless be needed to address continuing humanitarian needs.*

**910 – ADMINISTRATIVE COSTS OF DONORS**

**930 – REFUGEES IN DONOR COUNTRIES**

**998 – UNALLOCATED/ UNSPECIFIED**

### Annex 13: Hashtags definitions table<sup>15</sup>

The keyword field accepts both keywords and hashtags. Keywords and hashtags are short strings of text that describe a publicly relevant aspect of the activities, such as pursuing a specific policy objective, or having a certain intrinsic characteristic, that could not be otherwise reported with the existing taxonomies.

Hashtags are keywords prefixed by the symbol #. The hashtags are agreed among members and are defined in the ‘Hashtags definitions table’ below. Keywords are spontaneously submitted by members. Keywords cannot be prefixed by the symbol #.

Keyword	Description	Eligibility criteria	Notes
#COVID-19	Activities tagged #COVID-19 have the principal objective of supporting control of the COVID-19 pandemic and response to its socio-economic impacts.	Activities marked with #COVID-19 would not have taken place if not for response to the COVID-19 pandemics.  All activities are eligible to be tagged regardless of their co-operation modality, channel or purpose code.	All activities marked with the purpose code 12264 “COVID-19 control” would be by default tagged with the hashtag #COVID-19
#Refugees_Host Communities	Activities in ODA recipient countries with the objective of supporting refugee protection, hosting and assistance arrangements, including initial reception as well as longerterm sustainable development support towards integration and social service provision (e.g. integration in national social service systems and financing for these national systems), and durable solutions in the country of asylum (local integration, return support). The financing may benefit refugees, asylum	1. Activities with the primary objective of supporting refugees, asylum seekers and/or stateless persons.  2. Larger programmes that promote the inclusion of refugees, asylum seekers and/or stateless persons in socio-economic development or as beneficiaries of social services of the host community, in cases where at least 50% of the targeted beneficiaries of the programme are refugees, asylum seekers and/or stateless persons, or when the principal objective <sup>16</sup> of the programme is	Financing that should not be reported with this hashtag includes: <ul style="list-style-type: none"> <li>• In-donor refugee costs.</li> <li>• Expenditures on deportation or other forcible measures to repatriate refugees.</li> <li>• Support to migrants.</li> <li>• Support to internally displaced persons (IDPs). Financing tagged with this keyword will be included in the indicator performance report of the Global Compact</li> </ul>

<sup>15</sup> Members can propose edits to the table, which will be adopted by consensus. Modifications to the ‘keyword definitions table’ will enter into force in the calendar year immediately following the year of approval, unless members decide otherwise.

<sup>16</sup> “Principal objective” is defined as an explicit objective being fundamental in the design and impact of the activity, so that the activity would not have been undertaken without this objective,

	seekers, stateless persons, and host communities.	to support refugees and host communities <sup>17</sup> . OR  3. Activities promoting durable solutions in the country of asylum (local integration, voluntary return support).	on Refugees (GCR indicators 1.1.1, 1.1.2, 1.2.1, 1.2.2).
#VoluntaryRefugeeReturn_Reintegration	Activities in ODA recipient countries with the objective of supporting voluntary refugee repatriation and/or reintegration in the country of origin. This includes crossborder voluntary repatriation programmes (components in the country of origin); reintegration programmes in the country of origin; sustainable development activities that promote the inclusion of refugee returnees in socio-economic development or as beneficiaries of social services in the country of origin. The financing may benefit refugee returnees and receiving communities in their countries of origin.	1. Activities with the primary objective of supporting voluntary refugee repatriation and/or reintegration in the country of origin.  2. Larger programmes that promote the inclusion of refugee returnees in socio-economic development or as beneficiaries of social services of the country of origin, in cases where at least 50% of the targeted beneficiaries of the programme are refugee returnees, or when the principal objective <sup>16</sup> of the programme is to support returnees and receiving communities <sup>17</sup> .	Financing that should not be reported for this hashtag includes:  • In-donor refugee costs. • Financing for refugees and host communities in the country of asylum, as per hashtag #Refugees_HostCommunities. • Expenditures on deportation or other forcible measures to repatriate refugees. • Support to the return and reintegration of migrants. • Support to the return and reintegration of IDPs. Financing tagged with this keyword will be included in the indicator performance report of the Global Compact on Refugees (GCR indicators 4.1.1, 4.1.2).
#IDPs_HostCommunities	Activities in ODA recipient countries with the objective of supporting IDP protection, assistance arrangements, as well as durable solutions for IDPs. This includes:  • Assistance at the place of displacement (e.g. emergency reception, longer-term integration support);	1. Activities with the primary objective of supporting IDPs and host communities, including with durable solutions (return and reintegration, local settlement, settlement elsewhere).  2. Larger programmes that promote the inclusion of IDPs in socio-economic development or as beneficiaries of social	Financing that should not be reported for this hashtag include:  • In-donor refugee costs. • Financing for refugees and host communities in the country of asylum, as per hashtag Refugees_HostCommunities. • Financing for refugee

and targets territories hosting refugees, or refugee returnees, or IDPs, depending on which keyword is applied.

<sup>17</sup> If significantly less than 50% or when refugee and host community support is the secondary objective, only the component that benefits refugees, asylum seekers and/or stateless persons, and/or host communities should be reported with the hashtag, as a separate activity.

<ul style="list-style-type: none"> <li>• Support to IDP voluntary return, local integration or settlement elsewhere; and/or</li> <li>• Sustainable development activities that promote the inclusion of IDPs/IDP durable solutions in socio-economic development or as beneficiaries of social services in the host communities.</li> </ul> <p>The financing may benefit IDPs, host communities, and communities in areas where IDPs settle for the purpose of durable solutions.</p>	<p>services of the host communities, in cases where at least 50% of the targeted beneficiaries of the programme are IDPs (including durable solutions for IDPs), or when the principal objective<sup>16</sup> of the programme is to support IDPs and host communities<sup>18</sup>, including durable solutions for IDPs.</p>	<p>returnees, as per hashtag #VoluntaryRefugee Return_Reintegration</p> <ul style="list-style-type: none"> <li>• Delivery of emergency services and sustainable development interventions for migrants.</li> <li>• Expenditures on forcible measures to return or relocate IDPs.</li> </ul>
---	--	---

When reporters are unsure about the proportion of refugees/returnees/IDPs in a given activity, or if specific beneficiaries cannot be distinguished (refugees, refugee returnees, IDPs), they can use the keyword corresponding to the principal population group intended to be reached with the activity.

For the purposes of tracking support for refugee and IDP situations in ODA recipient countries in the CRS the definitions below should be considered.

- **Asylum seeker:** A general term for any person who is seeking international protection. In some countries, it is used as a legal term referring to a person who has applied for refugee status or a complementary international protection status and has not yet received a final decision on their claim. It can also refer to a person who has not yet submitted an application but may intend to do so, or may be in need of international protection. Not every asylum-seeker will ultimately be recognised as a refugee, but every refugee is initially an asylum seeker. However, an asylum-seeker may not be sent back to their country of origin until their asylum claim has been examined in a fair procedure, and is entitled to certain minimum standards of treatment pending determination of their status.
- **Country of origin:** The country where an asylum-seeker, or refugee comes from and of which they possess nationality. In the case of stateless persons, the country where they have their habitual residence<sup>19</sup>.
- **Deportation:** Coerced physical removal of a person to their country of origin or a third country by the authorities of the host country. Related term removal is sometimes used. A distinction may be made between forced return and deportation insofar as a person may be deported (but not returned) to a country they have never been to before.
- **Durable solutions for IDPs** are achieved when individuals no longer have specific assistance or protection needs linked to their displacement. Durable solutions are the means by which the

<sup>18</sup> If significantly less than 50%, or when IDPs and host community support is the secondary objective, only the component that benefits IDPs, and/or host communities should be reported with the hashtag, as a separate activity.

<sup>19</sup> For up-to-date global overviews of refugee countries of origin, and for forced displacement statistics, please see the annual [UNHCR Global Trends reports](#).

situation of IDPs can be satisfactorily and permanently resolved through ensuring national protection for their civil, cultural, economic, political and social rights.

- **Host community:** A community that hosts large populations of refugees or internally displaced persons, whether in camps, integrated into households, or independently. For the purpose of this tracking of development financing, the host community may encompass immediate neighbours, populations in the municipality, and in the wider sub-national region affected by refugee/returnee/IDP presence<sup>20</sup>.
- **Internally displaced person (IDP):** A person who has been forced or obliged to flee from their home or place of habitual residence, in particular as a result of or in order to avoid the effects of armed conflicts, situations of generalised violence, violations of human rights or natural or human-made disasters, and who has not crossed an internationally recognised State border<sup>21</sup>.
- **Migrant:** For the purpose of definitions and exclusions related to tracking development financing for refugee and IDP situations, the term migrant (or, more accurately, international migrant) refers to people who choose to move across international borders, not because of a direct threat of persecution, serious harm, or death, but exclusively for other reasons, such as to improve their conditions by pursuing work or education opportunities, or to reunite with family. Migrants in this sense of the word - unlike refugees - continue in principle to enjoy the protection of their own government, even when they are abroad. If they return, they will continue to receive that protection<sup>20</sup>.
- **Refugee:** For the purpose of tracking of development financing for refugee situations, the term refugee includes persons falling under the following definition, and persons in refugee-like situations, including persons benefiting from “temporary protection” measures, Venezuelans displaced abroad, and refugees under UNRWA mandate:  
A “refugee”<sup>20</sup> is any person who meets the eligibility criteria under an applicable refugee definition, as provided for in international or regional refugee instruments, under UNHCR’s mandate, or in national legislation, including prima facie recognised refugees. Under international law and UNHCR’s mandate, refugees are persons outside their countries of origin who are in need of international protection because of feared persecution, or a serious threat to their life, physical integrity or freedom in their country of origin as a result of persecution, armed conflict, violence or serious public disorder. Under international law, a person is considered a refugee as soon as they meet the relevant criteria, whether or not they have been formally recognised as a refugee. A person does not become a refugee because of recognition, but rather is recognised because they are a refugee.
- **Refugee host country:** refers to the country or territory of asylum<sup>19</sup>.
- **Refugee returnee:** A former refugee who has returned from a host country to their country of origin or former habitual residence, spontaneously or in an organised fashion, with the intention of remaining there permanently and who is yet to be fully integrated. Returnees include those returning as part of the operationalisation of the cessation clauses in the 1951 Convention and regional equivalents.

---

<sup>20</sup> See [UNHCR glossary](#)

<sup>21</sup> See [Guiding Principles on Internal Displacement](#), 22 July 1998, ADM 1.1,PRL 12.1, PR00/98/109, para 2. See also: African Union Convention for the Protection and Assistance of Internally-Displaced Persons in Africa (Kampala Convention).

- **Stateless person:** A person who is not considered as a national by any State under the operation of its law, either because they never had a nationality, or because they lost it without acquiring a new one.<sup>22</sup>
- **Voluntary repatriation and refugee return:** The free and informed return of refugees to their country of origin in safety and dignity. Voluntary repatriation may be organised (i.e. when it takes place under the auspices of the concerned States and/or UNHCR) or spontaneous (i.e. when refugees repatriate by their own means with little or no direct involvement from government authorities or UNHCR).

---

<sup>22</sup> See UN General Assembly, Convention relating to the Status of Stateless Persons, 28 September 1954, United Nations, Treaty Series, vol. 360, p. 117, <https://www.refworld.org/docid/3ae6b3840.html>; UNHCR, Guidelines on Statelessness No. 1: The definition of "Stateless Person" in Article 1(1) of the 1954 Convention relating to the Status of Stateless Persons, 20 February 2012, HCR/GS/12/01, <http://www.refworld.org/docid/4f4371b82.html>; and UNHCR, Handbook on Protection of Stateless Persons, 30 June 2014, <https://www.refworld.org/docid/53b676aa4.html>.

### **Annex 14: Codes for DAC members and agencies**

The list is available at <https://www.oecd.org/dac/financing-sustainable-development/development-finance-standards/data-collection-and-resources-for-data-reporters.htm>.