Organisation for Economic Co-operation and Development

DCD(2023)44

Unclassified

English text only

14 December 2023

DEVELOPMENT CO-OPERATION DIRECTORATE

Development Finance for Refugee Situations

Volumes and trends, 2020 - 2021

The report analyses the extent and quality of official development assistance (ODA) and other official flows (OOF) for refugee situations in low- and middle-income countries in 2020-2021, towards the burden- and responsibility-sharing rationale of the Global Compact on Refugees.
This paper is part of the OECD DCD Close-up Series.
Please cite this paper as: OECD (2023), "Development Finance for Refugee Situations: Volumes and trends, 2020-21", OECD Publishing, Paris.

Jens Hesemann, jens.hesemann@oecd.org
Emile Boral Rolland, emile.boralrolland@oecd.org
Harsh Desai, hars.desai@oecd.org

JT03534831

This document, as well as any data and map included herein, are without prejudice to the status of or sovereignty over any territory, to the delimitation of international frontiers and boundaries and to the name of any territory, city or area.

Abstract

The report analyses the extent and quality of official development assistance (ODA) and other official flows (OOF) for refugee situations in low- and middle-income countries in 2020-2021, towards the *burden- and responsibility-sharing* rationale of the Global Compact on Refugees.

This document, as well as any data and any map included herein, are without prejudice to the status of or sovereignty over any territory, to the delimitation of international frontiers and boundaries and to the name of any territory, city or area.

Note by the Republic of Türkiye

The information in this document with reference to “Cyprus” relates to the southern part of the Island. There is no single authority representing both Turkish and Greek Cypriot people on the Island. Türkiye recognises the Turkish Republic of Northern Cyprus (TRNC). Until a lasting and equitable solution is found within the context of the United Nations, Türkiye shall preserve its position concerning the “Cyprus issue.”

Note by all the European Union Member States of the OECD and the European Union

The Republic of Cyprus is recognised by all members of the United Nations with the exception of Türkiye. The information in this document relates to the area under the effective control of the Government of the Republic of Cyprus.

Foreword

When the Global Compact on Refugees (GCR) was affirmed in 2018, the provision of additional development resources to low- and middle-income refugee host countries (LICs and MICs), with a high degree of concessionality, was seen as a vital component of the joint understanding by all parties. The volume of official development assistance (ODA) for refugee situations in LICs and MICs was naturally designated as the measure in this regard. Subsequently, the OECD pledged to provide this data to the GCR, using its Creditor Reporting System (CRS), and well-established development finance reporting processes.

Since then, the OECD has conducted three ad hoc refugee financing surveys, in 2018, 2020, and 2023. As the methodology was refined over time, the data is different for each survey and not fully comparable. This will change in the future: in 2022, Development Assistance Committee (DAC) members agreed at the Working Party on Development Finance Statistics (WP-STAT) on a methodology for tracking of development finance for refugee situations in LICs and MICs through the regular development finance reporting process, with a keyword approach. This new methodology will replace the ad hoc surveys, and is scheduled to be applied for development finance data for the year 2022 onwards. In 2023, the total official support for sustainable development (TOSSD) statistical framework also adopted a similar methodology, allowing TOSSD to track development finance for refugee situations in LICs and MICs.

The data and analysis in this report is based on the OECD *Ad hoc Survey on Development Finance for Refugee Situations in Low- and Middle-Income Countries, Years 2020-21*, carried out in 2023, reflecting financing data from 63 partners, including DAC members, non-DAC bilaterals, multilateral development banks (MDBs), United Nations (UN) entities and other multilateral institutions.

The 2023 OECD refugee financing survey and this report form part of the DAC International Network on Conflict and Fragility (INCAF) workstream on forced displacement. The current focus of this workstream is on Humanitarian-Development-Peace (HDP) nexus approaches in forced displacement contexts. This report aims to contribute to this agenda. Other related OECD publications include:

- OECD/UNHCR (2023), "Refugees and internally displaced persons in development planning: No-one left behind?", *OECD Development Policy Papers*, No. 47, OECD Publishing, Paris, https://doi.org/10.1787/08c021b0-en.
- OECD/EBA (2022), "Social protection for the forcibly displaced in low- and middle-income countries: A pathway for inclusion", *OECD Development Policy Papers*, No. 43, OECD Publishing, Paris, https://doi.org/10.1787/5299cb92-en.
- Hesemann, J., H. Desai, and Y. Rockenfeller (2021), *Financing for refugee situations 2018-19*, OECD Publishing, Paris, https://www.oecd.org/dac/conflict-fragility-resilience/docs/financing-refugee-situations-2018-19.pdf.

Acknowledgements

The authors of this paper are Jens Hesemann, Senior Policy Advisor, Emile Boral-Rolland, Data and Policy Analyst, in the Conflict and Fragility team of the OECD Development Co-operation Directorate (DCD), and Harsh Desai, Policy Analyst, Xavier Bryant, Data Officer, in the Statistical Collections and Dissemination Unit of the DCD Financing for Sustainable Development Division (FSD). Frederik Matthys, Head of Division in DCD, and Cyprien Fabre, Team Lead Conflict and Fragility in DCD, provided oversight for the financing survey and the analysis. The financing survey was co-led by Yasmin Ahmad, Manager of the Statistical Collections and Dissemination Unit. Her team provided guidance on data quality and coherence in the context of the DAC statistical framework. The OECD undertook this survey in co-ordination with the UN Refugee Agency (UNHCR), and as a pledge to the Global Compact on Refugees (GCR).

The authors gratefully recognise the 32 DAC members, twelve additional donor countries, five multilateral development banks, and one other entity, who responded to the OECD refugee financing survey in 2023, including Australia, Austria, Azerbaijan, Belgium, Canada, Croatia, Cyprus[1], Czechia, Denmark, Estonia, European Union Institutions, Finland, France, Germany, Greece, Hungary, Iceland, Ireland, Italy, Japan, Korea, Kuwait, Latvia, Liechtenstein, Lithuania, Luxembourg, Malta, Monaco, Netherlands, New Zealand, Norway, Poland, Portugal, Qatar, Romania, Saudi Arabia, Slovak Republic, Slovenia, Spain, Sweden, Switzerland, United Arab Emirates, United Kingdom, United States, the African Development Bank, the Arab Fund, the Council of Europe Development Bank, the Inter-American Development Bank, the Islamic Development Bank and the World Bank.

Table of contents

Abstract 2

Foreword 3

Acknowledgements 4

Acronyms and abbreviations 7

Executive summary 8

1 Context, scope and methodology 10
- Context 10
- Scope 11
- Methodology 12

2 Volumes, recipients and providers of official development assistance for refugee situations in low- and middle-income countries 14
- Trends: While significant, development finance for refugee situations in LICs and MICs has slightly decreased since 2019 15
- Recipients: The bulk of financing is spread over seven recipients, most of them upper-middle income countries 16
- Providers: Financing depended mostly on the United States, European Union Institutions, Germany and the World Bank 19
- Regions: The Middle East and Sub-Saharan Africa received over half of all financing 20
- Income status: Upper-middle income countries received over half of all financing 21
- Sectors: *Emergency response* accounted for over half of all allocations 22
- Channels: Financing was mostly channelled through United Nations entities 23
- UNHCR and UNRWA made available the largest volumes of unearmarked core funding 25

3 Financing across the Humanitarian-Development-Peace (HDP) Nexus 26
- Over 50% of ODA for refugee situations was *humanitarian* 26
- The proportion of *humanitarian* finance was higher in fragile contexts 27
- *Development* and *peace* financing for refugee situations increased 28

4 Finance by multilateral development banks 32

References 35

Annex A. Recipient case studies 36

Annex B. Grouping of humanitarian-development-peace CRS purpose codes 40

Annex C. Adjustments to the data applied during the quality assurance and data cleaning process 41

Notes 42

FIGURES

Figure 2.1. Total ODA, 2020-2021, including sub-sets of in-donor refugee costs, ODA for refugee situations in LICs and MICs 14
Figure 2.2. Total ODA, by year, including sub-sets of in-donor refugee costs, ODA for refugee situations in LICs and MICs, 2020-21 15
Figure 2.3. Evolution of total ODA, in-donor refugee costs, and ODA for refugee situations in LICs and MICs from 2018 to 2021 16
Figure 2.4. Top 15 recipients of country-allocable ODA for refugee situations in LICs and MICs, 2020-21 17
Figure 2.5. Top 12 LIC and MIC refugee host countries and territories: percentage of refugees hosted compared to percentage of country-allocable ODA for refugee situations in LICs and MICs, 2021 19
Figure 2.6. Top 30 providers of ODA for refugee situations in LICs and MICs, excluding unearmarked core contributions to UN entities/others, 2020-21 20
Figure 2.7. Top five regions receiving ODA for refugee situations in LICs and MICs, 2020-21 21
Figure 2.8. ODA for refugee situations in LICs and MICs according to income group classifications, 2020-21 22
Figure 2.9. Largest nine sectors, ODA for refugee situations in LICs and MICs, 2020-21 23
Figure 2.10. Top five channels of delivery and other for ODA for refugee situations in LICs and MICs, 2020-21 24
Figure 2.11. Largest UN channels of ODA for refugee situations in LICs and MICs, 2020-21 24
Figure 3.1. ODA for refugee situations in LICs and MICs by *humanitarian*, *development* and *peace* financing, 2020-21 27
Figure 3.2. Country allocable ODA for refugee situations in LICs and MICs by fragile and other contexts, 2020-21 28
Figure 3.3. Top 30 providers of *development* and *peace* ODA for refugee situations in LICs and MICs, excluding unearmarked core contributions to UN entities/others, 2020-21 29
Figure 3.4. Top 15 recipients of country-allocable *development* and *peace* ODA for refugee situations in LICs and MICs, 2020-21 30
Figure 3.5. Largest nine sectors, *development* and *peace* ODA for refugee situations in LICs and MICs, 2020-21 31
Figure 4.1. Multilateral development bank financing for refugee situations in LICs and MICs, 2020-21 33

TABLES

Table 1.1. Respondents to the 2023 refugee financing survey, UN entities / others, reporting eligible development finance for refugee situations in LICs and MICs; 2020-21 12
Table 2.1. Use of unearmarked core funding for refugee situations reported by UN entities, 2020-21 25

Acronyms and abbreviations

AfDB	African Development Bank
CRS	OECD Creditor Reporting System
DAC	Development Assistance Committee
EBRD	European Bank for Reconstruction and Development
HDP Nexus	Humanitarian-Development-Peace Nexus
IDPs	Internally displaced persons
IDRCs	In-donor refugee costs
IOM	International Organisation for Migration
GCFF	Global Concessional Financing Facility
GCR	Global Compact on Refugees
JDC	Joint Data Center on Forced Displacement
LICs	Low-income countries
LMICs	Lower middle-income countries
MDBs	Multilateral development banks
MICs	Middle-income countries
ODA	Official development assistance
OOF	Other official flows
OECD	Organisation for Economic Co-operation and Development
UMICs	Upper middle-income countries
UN	United Nations
UNHCR	United Nations High Commissioner for Refugees
UNICEF	United Nations Children's Fund
UNRWA	United Nations Relief and Works Agency
USD	United States Dollar
WFP	United Nations World Food Programme
WP-STAT	Development Assistance Committee Working Party on Development Finance Statistics

Executive summary

Over the last decades, forced displacement has steadily increased in scale, complexity and protractedness while durable solutions for refugees (voluntary return, local integration, resettlement) are lagging. In 2021, low- and middle-income countries (LICs and MICs) hosted 83% of all refugees world-wide, with significant associated pressure on their fiscal resources and public service systems. The remaining 17% of refugees were hosted by high-income countries, many of them members of the OECD Development Assistance Committee (DAC).

This paper analyses the extent and quality of development finance for refugee situations in the context of the *burden and responsibility sharing* objectives of the Global Compact on Refugees (GCR), recognizing that international co-operation is essential for sustainable solutions to refugee situations. According to the 2023 OECD ad hoc refugee financing survey, the total volume of official development assistance and concessional outflows from multilateral organisations (hereafter referred to as ODA) for refugee situations in LICs and MICs amounted to USD 13.7 billion in 2020 and 12.7 billion in 2021, or USD 26.4 billion combined over two years. This development finance supported LIC and MIC host and origin countries, communities, and the refugees, asylum seekers, stateless persons they host.

In 2020-21, DAC members spent an additional USD 22.2 billion (2020: USD 9.3 billion; 2021: USD 12.8 billion) on in-donor refugee costs (IDRCs), a sub-set of ODA designated for supporting refugees and asylum seekers in DAC countries during the first twelve months after arrival.

Support to refugee situations is not limited to the role of humanitarian aid, and requires engagement across all dimensions of the Humanitarian-Development-Peace (HDP) nexus. In alignment with the DAC Recommendation on the HDP nexus, this report contributes to an understanding of financing practices in each dimension of the HDP nexus in refugee contexts. It shows that significant *development* and *peace* investments have been made, alongside *humanitarian* aid.

The key findings of the analysis of development finance for refugee situations in 2020-21 are:

1. Development finance investments in refugee situations remained very significant, and accounted for 10.3% of all ODA: 5.6% of all ODA went to LICs and MICs, and 4.7% were spent on in-donor refugee costs (IDRCs). The refugee issue has been prioritised in the international development agenda, despite multiple competing pressures on development finance. Nevertheless, ODA for refugee situations in LICs and MICs has slightly decreased since 2019, while IDRCs sharply increased from 2020 to 2021. In 2021, IDRCs surpassed refugee financing in LICs and MICs, while the latter hosted the majority of all refugees worldwide.
2. By far, the largest share (96%) of development finance for refugee situations was spent on hosting arrangements, while only 4% were provided for voluntary return and reintegration activities in origin countries.
3. The bulk of country allocable development finance for refugee situations in LICs and MICs (65%) was provided to only seven recipients, most of them upper middle-income countries (UMICs) in 2020-21. The largest UMIC recipients were Türkiye, Jordan, Lebanon, Ecuador, and Colombia.

4. ODA for refugee situations in LICs and MICs largely (73%) depended on four donors: the United States, European Union (EU) Institutions, Germany, and the World Bank. The World Bank emerged as one of the five largest overall financing providers, and the single largest provider of *development* ODA for refugee situations in LICs and MICs. DAC members provided 85% of all ODA for refugee situations, excluding unearmarked core contributions to multilateral institutions. Given this limited set of key financing providers, risks for sustained *burden-sharing* remain high.
5. ODA for refugee situations in LICs and MICs was mainly (57%) channelled through United Nations (UN) entities, who in turn also passed on funds to government and Non-Governmental Organisation (NGO) partners. The top five UN institutions included three refugee-mandated agencies (UN High Commissioner for Refugees, UN Relief and Works Agency, International Organisation for Migration), the World Food Programme, and the UN Children's Fund. Direct financing to refugee host governments accounted for 17% of ODA for refugee situations in LICs and MICs, and was provided mainly by the World Bank, in addition to financing provided via UN partners.
6. Unsurprisingly, over half (55%) of all ODA for refugee situations in LICs and MICs was provided for *humanitarian* purposes, reflecting the dire reality of urgent needs in refugee situations, but also the tendency to resort to short-term financing instruments, despite many protracted refugee situations.
7. Nevertheless, in a new trend, the portion of *development* and *peace* ODA increased to 40%, up from 29% in 2018-19, mainly due to concessional loan financing provided by the World Bank. Six recipients received the bulk (73%) of *development* and *peace* country-allocable ODA, five of them UMICs: Jordan, Türkiye, Lebanon, Ecuador, and Colombia. *Development* ODA was used for a variety of sectors, including social protection, education, and health.
8. Beyond financing, multilateral development banks (MDBs) played an important role in agenda setting and innovation for development approaches in forced displacement contexts. Under the International Development Association (IDA) *Window for Host Communities and Refugees*, the World Bank *Refugee Policy Review Framework* generated analysis on the status of laws and policies for hosting refugees in countries receiving support from the *Window*. This also opened opportunities for further aligning refugee hosting policies with development objectives. When it comes to socio-economic data on displaced populations, often a knowledge gap, the World Bank-UNHCR *Joint Data Centre on Forced Displacement,* contributed to improving the evidence base for decision making related to development approaches to forced displacement. The African Development Bank (AfDB) started mainstreaming the inclusion of displaced and host communities in *Country Strategy Papers* and in projects financed under their *Transition Support Facility*. The European Bank for Reconstruction and Development (EBRD) and other MDBs played a significant role in strengthening private sector and market-based approaches in refugee hosting contexts.

1 Context, scope and methodology

Context

The volumes of development finance in this report, disbursed in 2020-21, have supported host communities, as well as at least 36 million[2] refugees, asylum seekers, stateless persons and other specific eligible population groups covered under the eligibility criteria of the OECD refugee financing survey (population data year 2021, as per (UNHCR, 2022[1])). Specifically, this included the following groups:

- 21.3 million refugees
- 5.8 million refugees under mandate of the United Nations Relief and Works Agency (UNRWA)[3]
- 4.6 million asylum seekers
- 4.4 million Venezuelans displaced abroad
- 4.3 million stateless persons.

Adopted in 2018, the Global Compact on Refugees (GCR) is articulated around the following four objectives to ensure equitable *burden-sharing* and increased *responsibility-sharing*:

1. ease the pressures on host countries
2. enhance refugee self-reliance
3. expand access to third-country solutions and
4. support conditions in countries of origin for return in safety and dignity

The "provision of additional development resources, over and above regular development assistance, provided as grants or with a high degree of concessionality through both bilateral and multilateral channels, with direct benefits to host countries and communities, as well as to refugees" is a core premise of the GCR (United Nations, 2018[2]). In 2021, 83% of all refugees world-wide were hosted by low- and middle-income countries (LICs and MICs) (UNHCR, 2022[1]). As such, the GCR is an expression of political will to support LICs and MICs with this "burden," in addition to other developmental challenges they face.

It should be acknowledged here that this dialogue and partnership does not take place in isolation from other issues. The intention to "reduce the need for onward migration" can influence the allocation of development finance for refugee situations in LICs and MICs. In light of dramatic increases in humanitarian need, development finance for forced displacement is at times seen as contributing to more "cost-effective models of refugee assistance" (Betts, 2021[3]), when refugees' agency is better supported and they become less reliant on humanitarian aid over time. Such outcomes do not only depend on finance, but also on conducive policy frameworks. From the perspective of LIC and MIC host countries, development assistance for refugee situations can be a win-win for both host communities and refugees alike, when additional development investments are leveraged. The absence of this support, however, can have implications for host countries' capacity to protect and assist refugees, deteriorate good-will, and overall social service standards in refugee hosting areas.

Development finance can support durable solutions for refugees, in particular voluntary return and reintegration, but also local integration, and resettlement to third countries. Such investments can also contribute to overall peace and stability outcomes. Unfortunately, in 2021, only 429 300 refugees were able to voluntarily return, 57 200 were resettled, while an estimated 56 700 refugees were naturalized and achieved local integration (UNHCR, 2022[4]). In short, durable solutions did not keep pace with the overall number of refugees. Therefore, it is unsurprising that this report finds that the by far largest share (96%) of development finance for refugee situations was spent on hosting refugees and asylum seekers. At the same time, low investment in areas of origin, and low peace financing, risks being one factor in perpetuating the absence of opportunities for voluntary repatriation in safety and dignity. Absence of support to origin countries can limit their ability to improve conditions favourable for the voluntary return, and sustainable reintegration, of refugees in safety and dignity.

Scope

The financial data contained in this report constitutes key information on the volume and quality of development finance for refugee situations, in the context of the *burden and responsibility sharing* objectives of the GCR, recognizing that international co-operation is essential for sustainable solutions to refugee situations. It shows the volume and purpose of finance for refugee situations in host and origin countries, as far as development finance is concerned. It does not include information on domestic finance for refugee situations in LICs and MICs, nor the full extent of finance for hosting refugees in donor and other high-income countries.

The data presented in this report is based on the **OECD *Ad hoc Survey on Development Finance for Refugee Situations in Low- and Middle-Income Countries, Years 2020-21* (hereafter "OECD refugee financing survey")**, **carried out in 2023.** It identifies sub-sets of official development assistance (ODA) and concessional outflows from multilateral organisations[4] as well as other official flows (OOF) which were made available for refugee situations in LICs and MICs. This OECD dataset also informs the measurement of five out of 16 indicators of the 2023 GCR Indicator Report. For this purpose, the raw data of the survey was shared with the United Nations High Commissioner for Refugees (UNHCR) GCR co-ordination team.

The financing dataset from the ad hoc survey includes disbursements reported by 49 financing providers, including 32 Development Assistance Committee (DAC) members, 11 non-DAC bilaterals, and five multilateral development banks (MDBs), and one other entity (Table 1.1). In addition, the OECD identified the use of unearmarked core funding by 11 United Nations (UN) and three other multilateral entities, based on data available in the OECD Creditor Reporting System (CRS).

The analysis in this report mainly focuses on ODA and concessional outflows from multilateral organisations for refugee situations in *LICs and MICs* (hereafter "ODA for refugee situations in LICs and MICs"), covering refugee-host and origin countries. When specified, certain sections of this report also cover general ODA data, ODA in-donor refugee costs (IDRCs), and non-concessional OOF.

Table 1.1. Respondents to the 2023 refugee financing survey, UN entities / others, reporting eligible development finance for refugee situations in LICs and MICs; 2020-21

Respondents to the 2023 refugee financing survey who reported eligible financing		*Count*
DAC	Australia, Austria, Belgium, Canada, Czechia, Denmark, European Union Institutions, Estonia, Finland, France, Germany, Greece, Hungary, Iceland, Ireland, Italy, Japan, Korea, Lithuania, Luxembourg, Netherlands, New Zealand, Norway, Poland, Portugal, Slovak Republic, Slovenia, Spain, Sweden, Switzerland, United Kingdom, United States	32
Non-DAC bilateral	Croatia, Cyprus[5], Kuwait, Latvia, Liechtenstein, Malta, Monaco, Qatar, Romania, Kingdom of Saudi Arabia, United Arab Emirates	11
Multilateral development banks (MDB)	African Development Bank (AfDB), Council of Europe Development Bank, Inter-American Development Bank, Islamic Development Bank, World Bank	5
Other	Arab Fund (AFESD)	1
	Sub-total	***49***
UN entities reporting the use of unearmarked core funding for refugee situations (based on OECD analysis of CRS data)		
UN (use of unearmarked core funding)	Joint United Nations Programme on HIV and AIDS (UNAIDS), UN Central Emergency Response Fund, United Nations Conference on Trade and Development (UNCTAD), United Nations Development Programme (UNDP), International Labour Organisation (ILO), UNHCR, United Nations Children's Fund (UNICEF), United Nations Industrial Development Organization (UNIDO), UN Peacebuilding Fund, UNRWA, World Food Programme (WFP)	11
Others reporting the use of unearmarked core funding for refugee situations (based on OECD analysis of CRS data)		
Others (use of unearmarked core funding)	Global Environment Facility, Global Fund, World Trade Organisation	3
	Total number of entities reporting finance for refugee situations in LICs and MICs	**63**

Methodology

The 2023 ad hoc refugee financing survey was based on a pre-defined methodology, as per *"note on methodology"* of the survey, which specified technical criteria, approaches and eligibility. This methodology differed from the 2018-19 OECD refugee financing survey, and was more closely aligned with the terminology and reporting directives of the OECD DAC CRS. In summary, the survey covered disbursements of ODA and OOF during the years 2020-21, with specific eligibility criteria (Box 1.1). These were aligned with the forced displacement "keyword" eligibility criteria adopted by the DAC Working Party on Development Finance Statistics (WP-STAT) in October 2022.

Volumes of development finance for refugee situations flows reported in this paper are expressed in 2021 constant prices, and were calculated by combining the following data:

1. Eligible financing flows reported by respondents to the survey (DAC members, bilaterals, MDBs)
2. Use of un-earmarked core funding, as reported by UN entities, based on existing OECD CRS data. The advantage of this approach was that the use of core contributions by UN entities could be associated with specific projects and recipient countries.

It is important to note that unearmarked core contributions to refugee mandated agencies (UNHCR, UNRWA) are not reported under disbursements by DAC members and non-DAC bilaterals, but under disbursements by UN entities. Disbursements by the *Global Concessional Financing Facility* (GCFF), grant and loan components combined, are also not reported under disbursements by DAC members and non-DAC bilaterals, but under disbursements by the World Bank.

Box 1.1. Eligibility criteria: "Development finance flows for refugee situations in LICs and MICs"

1. **Refugees and host communities:** 1. Activities with the primary objective of supporting refugees, asylum seekers and/or stateless persons. And/or 2. Larger programmes that promote the inclusion of refugees, asylum seekers and/or stateless persons in socio-economic development or as beneficiaries of social services of the host community, in cases where at least 50% of the targeted beneficiaries of the programme are refugees, asylum seekers and/or stateless persons, or when the principal objective of the programme is to support refugees and host communities. And/or 3. Activities promoting durable solutions in the country of asylum (local integration, voluntary return support).
2. **Voluntary refugee return and reintegration**: 1. Activities with the primary objective of supporting voluntary refugee repatriation and/or reintegration in the country of origin. And/or 2. Larger programmes that promote the inclusion of refugee returnees in socio-economic development or as beneficiaries of social services of the country of origin, in cases where at least 50% of the targeted beneficiaries of the programme are refugee returnees, or when the principal objective of the programme is to support returnees and receiving communities.

Note: Adopted by WP-STAT in October 2022 under "keywords" for tracking development finance for responses to forced displacement in LICs and MICs.

Financing for the following activities were not eligible under the 2023 OECD refugee financing survey:

- financing for economic migrants or migration
- financing for deportation or forced return of refugees/asylum seekers
- financing for internal displacement, or internally displaced persons (IDPs; it should however be noted that some financing providers reported flows which also benefited IDPs, since they could not fully separate the financial reporting by different population groups)
- ODA in-donor refugee costs (the data on IDRCs is separately included in some sections of this report for analytical purposes, and was sourced from the OECD CRS).

2 Volumes, recipients and providers of official development assistance for refugee situations in low- and middle-income countries

A total of USD 48.6 billion of official development assistance (ODA) was allocated to refugee situations in 2020 and 2021, including in-donor refugee costs (IDRCs) and ODA for refugee situations in low- and middle-income countries (LICs and MICs) (Figure 2.1). Cumulatively, these flows represent **10.3% of total ODA**. The volume of ODA for refugee situations in LICs and MICs amounted to USD 26.4 billion (5.6% of all ODA). Out of this USD 26.4 billion, 96.4% was allocated for hosting refugees (USD 25.44 billion) while only 3.6% was for return and reintegration in countries of origin (USD 0.94 billion). A further USD 22.2 billion was allocated for IDRCs, representing 4.7% of total ODA, in Development Assistance Committee (DAC) member countries.[6]

Figure 2.1. Total ODA, 2020-2021, including sub-sets of in-donor refugee costs, ODA for refugee situations in LICs and MICs

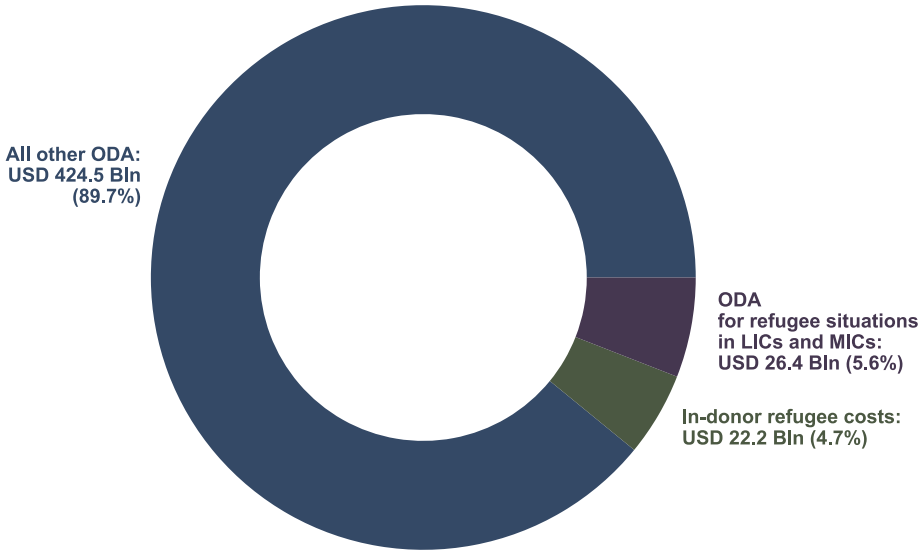

Note: The category ODA for refugee situations in LICs and MICs includes bilateral flows and concessional outflows from multilateral organisations.

Trends: While significant, development finance for refugee situations in LICs and MICs has slightly decreased since 2019

Two trends stand out when looking at the evolution of development finance for refugee situations over the years. First, **ODA for refugee situations in LICs and MICs slightly decreased** both in volume (from **USD 13.7 billion in 2020** to **12.7 billion in 2021**) and as a percentage of total ODA from 5.8% to 5.4% (Figure 2.2). While total ODA also decreased in the same period, ODA for refugee situations in LICs and MICs decreased at a faster pace than overall ODA. In comparison with the 2018-19 OECD refugee financing survey[7], DAC and non-DAC bilateral finance providers in 2020-2021 made available less financing for refugee situations in LICs and MICs (Figure 2.3).

Second, in contrast, **IDRCs increased sharply in volume and as a relative proportion of ODA**, from USD 9.3 billion (3.9% of total ODA) in 2020, to USD 12.8 billion (5.5% of total ODA) in 2021. **In 2021, IDRCs surpassed refugee financing in LICs and MICs.** Due to the increase of IDRCs, all ODA for refugee situations rose from 9.7% of total ODA in 2020 to 10.8% in 2021. IDRCs again dramatically increased in 2022, with total IDRCs disbursements increasing more than twofold from the previous year, as preliminary ODA figures released by the OECD show. In 2022, IDRCs accounted for 14.4% of total DAC member ODA, and increased mainly due to costs associated with support to Ukrainian refugees (OECD, 2023[5]). IDRCs decreased in volume from USD 11.6 billion in 2018 to USD 9.3 billion in 2020 while experiencing a surge in 2021 (USD 12.8 billion).

Figure 2.2. Total ODA, by year, including sub-sets of in-donor refugee costs, ODA for refugee situations in LICs and MICs, 2020-21

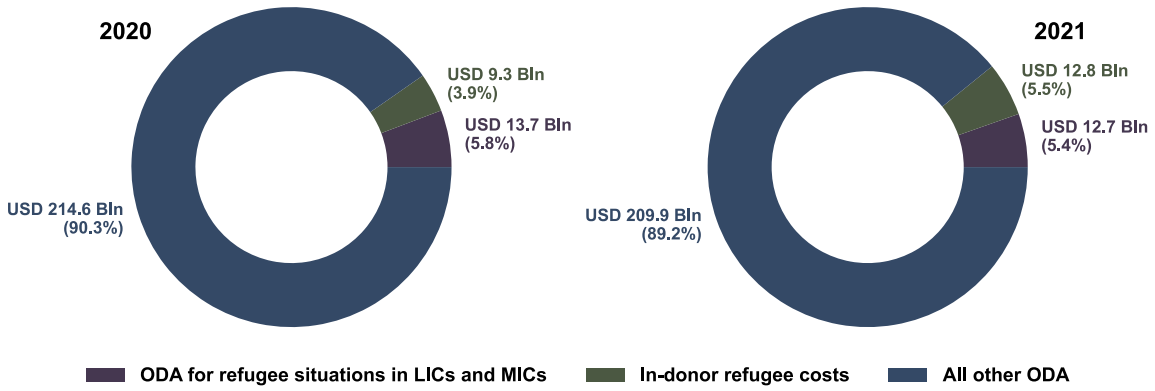

Note: The category ODA for refugee situations in LICs and MICs includes bilateral flows and concessional outflows from multilateral organisations.

Figure 2.3. Evolution of total ODA, in-donor refugee costs, and ODA for refugee situations in LICs and MICs from 2018 to 2021

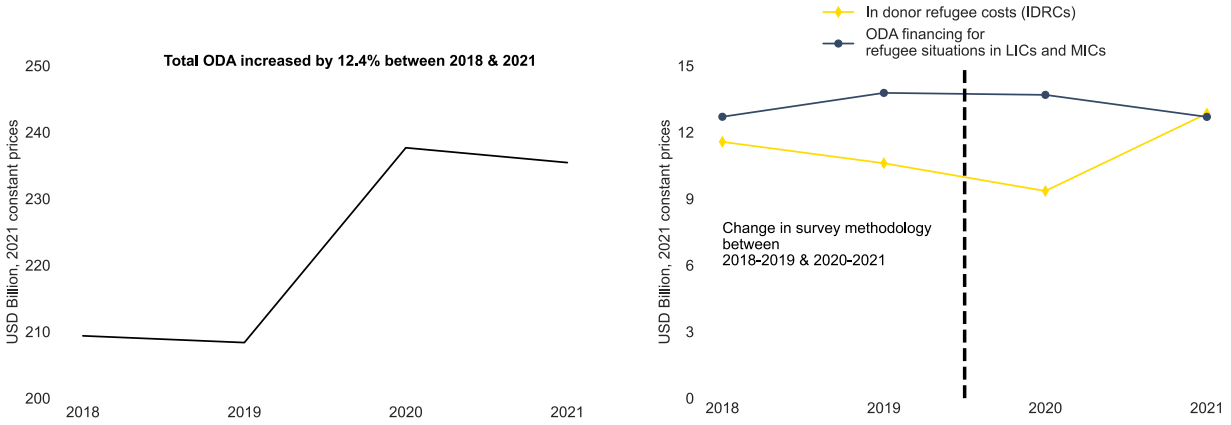

Note: Data on financing for refugee situations in LICs and MICs for the years 2018-19 is sourced from the previous OECD refugee financing survey (2020), however the values have been adjusted to 2021 constant prices. Furthermore, 2018-19 data used here does not include financing by multilateral development banks (MDBs), while 2020-21 data includes MDBs.

Putting these financial developments into context, development finance investments in refugee situations remained significant, and accounted for 10.3% of all ODA in 2020-2021. While refugees are few compared to all vulnerable populations in LICs and MICs, and despite the challenges in making progress towards the Sustainable Development Goals (SDGs) and other competing priorities, refugee concerns have clearly been prioritised in the international development agenda. Furthermore, since supporting refugee situations and development goals can be aligned using a Humanitarian-Development-Peace (HDP) Nexus approach (see also Box 3.1), some of these investments contributed to mutually beneficial outcomes for both refugees and host countries.

Development finance slightly decreased in the countries which hosted the majority of global refugees. Similar to the previous refugee financing survey, ODA in DAC member countries for receiving refugees (IDRCs) was almost at par with, and superseded in 2021, spending in LICs and MICs. Contextually, real costs differ by country as a purchasing power parity assessment would show. Data on domestic finance for refugee situations in LICs and MICs is currently not available. While support and protection of refugees in DAC member countries is important and must be sustained, in line with commitments under the *1951 Refugee Convention and its 1967 Protocol*, the case for supporting LICs and MICs with hosting refugees and facilitating solutions remains clear. Their efforts and generosity to assist 83% of global refugees need to be acknowledged and supported. The national systems in these countries face greater difficulty to provide services to national populations and refugees alike due to multiple factors which include fiscal constraints and capacity gaps.

Recipients: The bulk of financing is spread over seven recipients, most of them upper-middle income countries

The distribution of country-allocable ODA for refugee situations in LICs and MICs is concentrated in a few countries. The largest seven recipients accounted for approximately two-thirds of the total volume (65.1%) (Figure 2.4). 40.3% of all country allocable ODA for refugee situations in LICs and MICs went to three upper-middle income countries (UMICs) that principally host Syrian refugees: Türkiye (USD 3.02 billion or 16.6% of the total), Jordan (USD 2.36 billion or 12.9% of the total) and Lebanon (USD 1.97 billion or 10.8% of the total).[8] Interestingly, these three recipients received large portions of this financing for development

purposes (see also section 3 of this report). The West Bank and Gaza Strip, which hosts refugees under United Nations Relief and Works Agency (UNRWA) mandate[9], was also a significant recipient with USD 1.43 billion. Ecuador and Colombia which are UMICs affected by the Venezuela refugee and migrant situation received USD 1.13 billion and USD 0.98 billion respectively, accounting together for approximately 11.5% of ODA for refugee situations in LICs and MICs. Bangladesh which mostly hosts Rohingya refugees from neighbouring Myanmar received close to USD 1 billion.

Figure 2.4. Top 15 recipients of country-allocable ODA for refugee situations in LICs and MICs, 2020-21

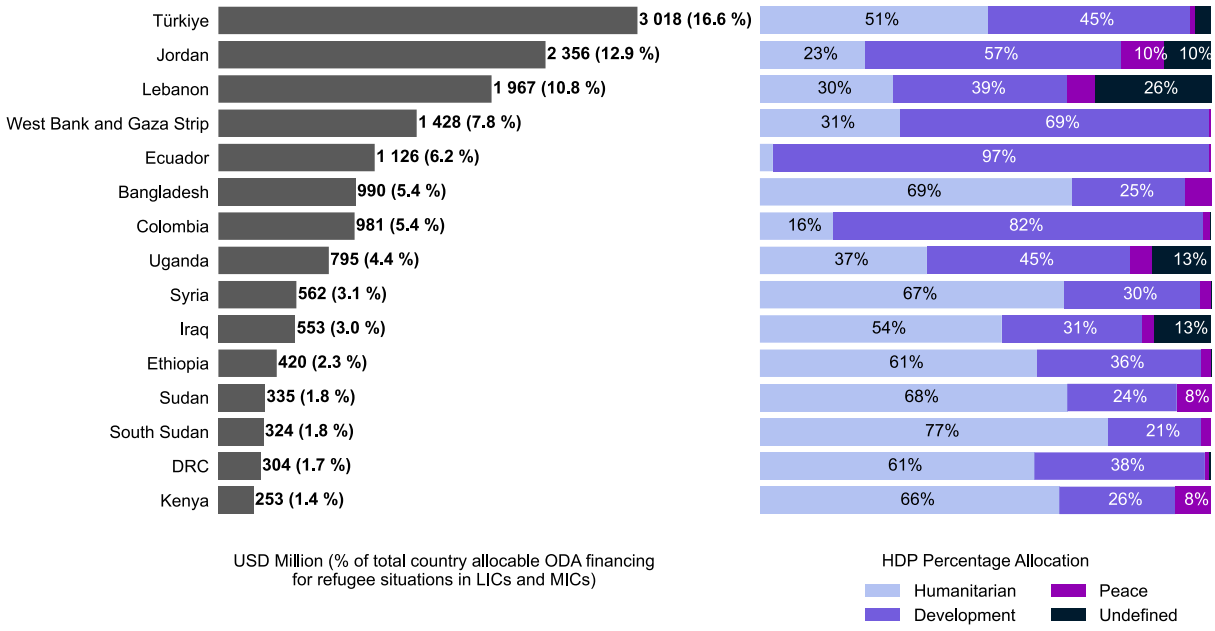

Note: DRC refers to the Democratic Republic of Congo.

Most of the largest top 15 recipients (Figure 2.4) located in sub-Saharan Africa received large portions of their ODA for refugee situations in the form of humanitarian aid, except Uganda. This corresponds to over 61% of their allocation in all cases and reached up to 77% in the case of South Sudan. Most of the refugees in these recipient countries are in a protracted refugee situation[10], showing a mismatch between short-term financing tools used to address long-term situations. These protracted situations particularly concern refugees from South Sudan and Somalia, in host countries such as Kenya and Ethiopia.

Box 2.1. ODA per capita (refugees and others) in low- and middle-income countries

The indicator on "ODA per capita (refugees and others) in LICs and MICs" measures the average ODA provided per refugee, asylum seeker and/or other person of concern on a yearly basis in refugee hosting LICs and MICs. Its value was **USD 466 / capita in 2020** decreasing to **USD 416 / capita in 2021**. This means that on average less was invested per refugee hosted in LICs and MICs in 2021, in a context of increasing refugee numbers and decreasing financing.

Methodology: The total number of refugees under UNHCR's and UNRWA's mandate as well as asylum seekers and other persons in need of international protection was calculated for 2020 and 2021 respectively, for refugee hosting LIC and MIC recipients of *ODA for refugee situations*. This was divided by total country allocable ODA hosting refugees in LICs and MICs in 2020 and 2021, respectively.

Source: OECD Ad hoc Survey on Development Finance for Refugee Situations in LICs and MICs, 2023,UNHCR (2023[6]), Refugee Data Finder, UNHCR - Refugee Statistics.

In 2021, the top twelve host countries received 75.3% of country allocable ODA, while hosting 70.7% of all refugees in LICs and MICs (Figure 2.5).[11] Pakistan and Iran which are the sixth and twelfth largest refugee host countries, were underfinanced in comparison to the share of refugees living in their territory. Pakistan and Iran mostly host Afghan refugees, many of whom have been in a protracted situation for 35 to 40 years (World Bank Blogs, 2019[7]). Peru, which mostly host persons of concern and refugees from Venezuela, is another underfinanced situation receiving 0.2% of ODA for refugee situations but hosting 4.5% of refugees, asylum seekers and other persons of concern. The other severely underfinanced refugee situation among the top twelve host countries was Sudan.

In contrast, the Syria refugee situation was comparatively well-financed with Lebanon and Jordan receiving a much higher share of ODA financing for refugee situations (10.3% and 13.3%), in comparison to the share of refugees they host (4.5% and 10.5%). While these comparisons are drawn, it is important to underline that the share of global refugees hosted as such does not do full justice to the complexity of resourcing refugee situations. There are many defining factors, including income status, availability of domestic finance, policies and institutional capacity of host countries, geographic location and specific socio-economic context of the refugee situation, among others. LICs are more likely to struggle with providing adequate services.

Figure 2.5. Top 12 LIC and MIC refugee host countries and territories: percentage of refugees hosted compared to percentage of country-allocable ODA for refugee situations in LICs and MICs, 2021

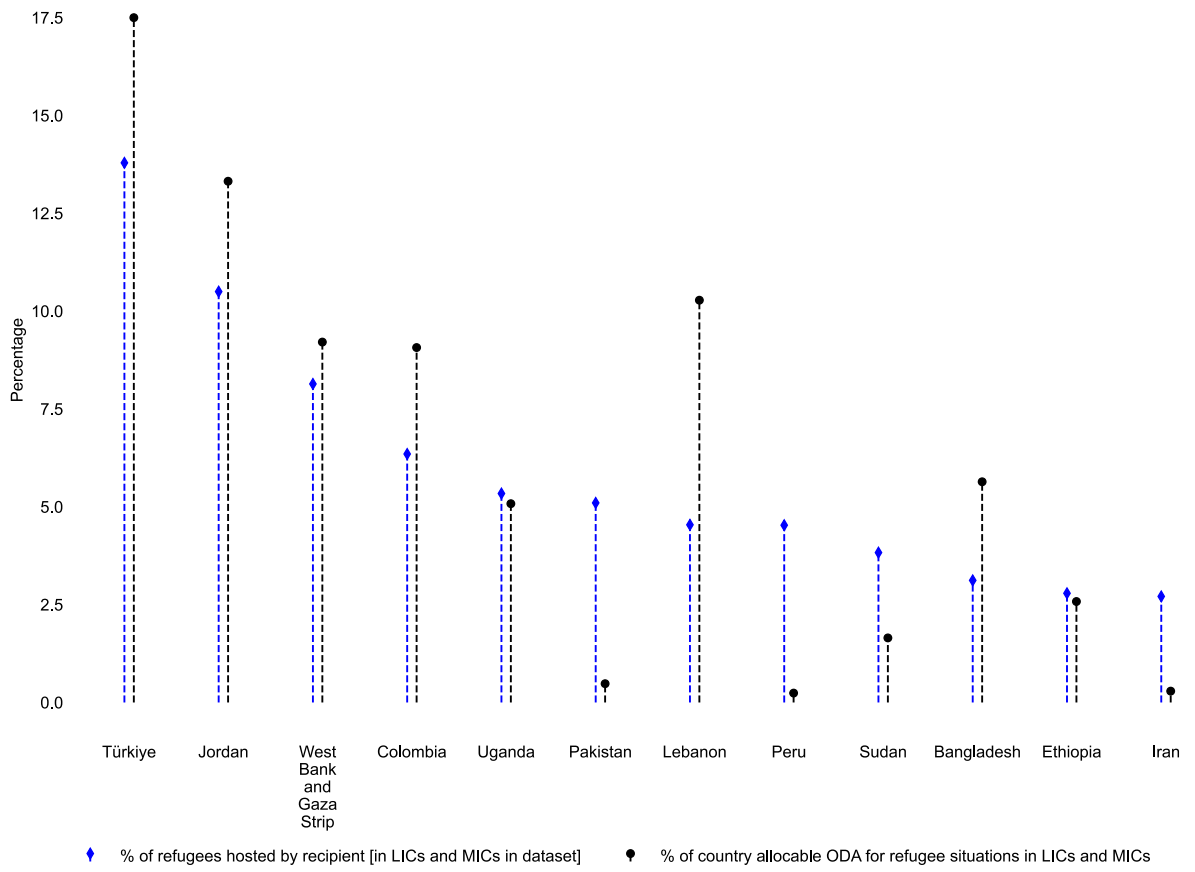

Notes: Blue bar on the left: % of refugees hosted; black bar on the right: % of country allocable ODA for LIC and MIC refugee host countries.
Source: OECD Ad hoc Survey on Development Finance for Refugee Situations in LICs and MICs, 2023; (UNHCR, 2023[6]), Refugee Data Finder, https://www.unhcr.org/refugee-statistics/download/.frankl

Providers: Financing depended mostly on the United States, European Union Institutions, Germany and the World Bank

The largest four providers of ODA for refugee situations in LICs and MICs (excluding the use of core contributions by UN entities and others) together accounted for almost three quarters (73.3%) of total ODA to these situations (Figure 2.6). They include three DAC members - the United States (US) (USD 6.59 billion), European Union (EU) Institutions (USD 4.09 billion) and Germany (USD 3.45 billion) - and the World Bank (USD 3 billion). **It is significant to acknowledge that a multilateral development bank has emerged as the fourth largest overall concessional finance provider for refugee situations.** While the US provided the bulk of its portfolio allocation for *humanitarian* aid purposes (94%), the World Bank provided most of its portfolio for *development* purposes (94%). Both the EU and Germany provided large portions of their portfolio for *humanitarian* and *development* purposes alike.[12]

On aggregate level (excluding UN core funding and other multilaterals), DAC members provided 85.3% of all refugee financing, followed by MDBs (13.5%), and non-DAC members (1.3%). The MDB category is almost entirely led in terms of volume by the World Bank (USD 3 billion out of 3.15), while the non-DAC

provider category is led by four providers located in the Middle East Gulf region (combined USD 279 million).[13]

This demonstrates that responsibility sharing hinges on a limited number of financing providers. Risks for refugee financing in LICs and MICs remain high, should there be any policy changes or cuts due to competing pressures on ODA, or due to domestic politics, in single or several major donor countries. This also means that the pattern and quality of financing for refugee situations is majorly influenced by these donors.

Figure 2.6. Top 30 providers of ODA for refugee situations in LICs and MICs, excluding unearmarked core contributions to UN entities/others, 2020-21

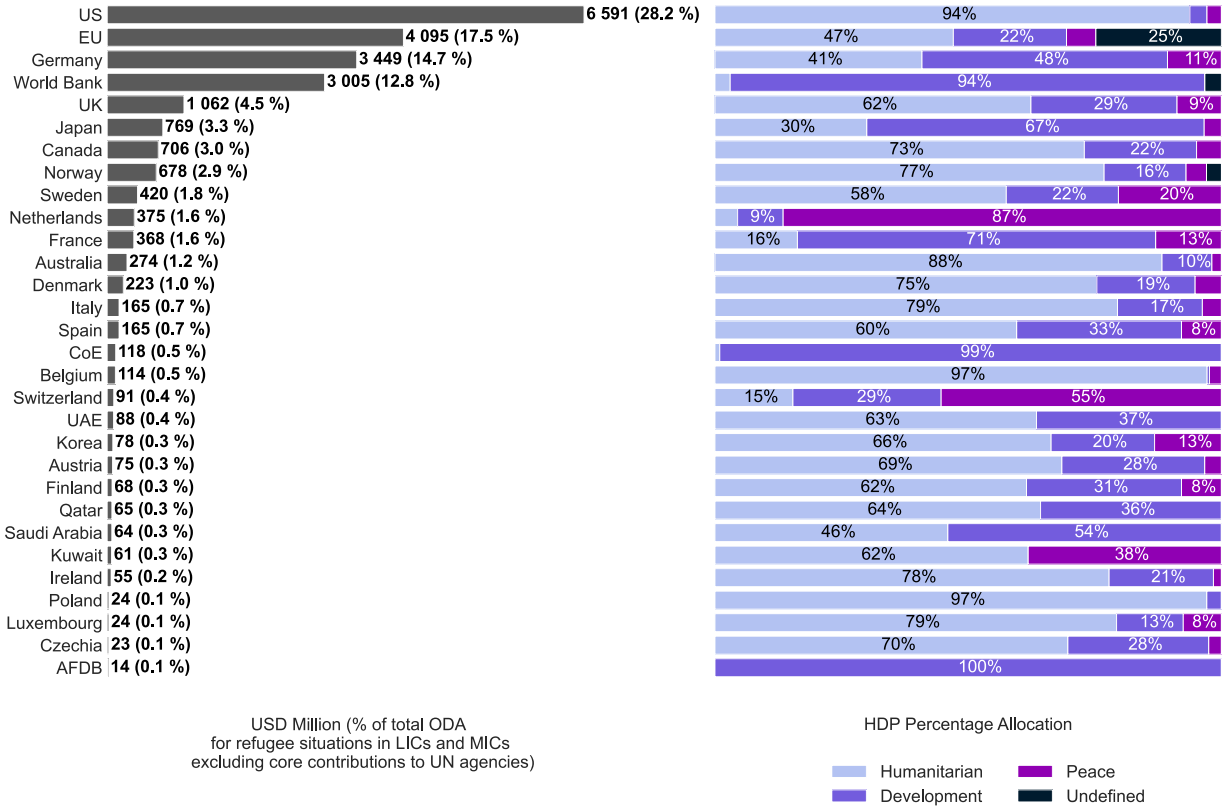

Note: "Others" in the title of the figure refers to the Global Fund, Global Environment Facility and the World Trade Organisation; CoE = Council of Europe Development Bank; UAE = United Arab Emirates; AFDB = African Development Bank.

Regions: The Middle East and Sub-Saharan Africa received over half of all financing

USD 7.3 billion of this ODA for refugee situations in LICs and MICs was allocated to the Middle East (35%) region, followed by USD 5 billion in South of Sahara (24%) (Figure 2.7)[14]. Combined, these two regions accounted for 58.4% of all ODA for refugee financing situations.[15] In contrast to the Middle East region, ODA for refugee situations in South of Sahara is spread out over a larger number of recipient countries. The top ten recipients in this region together accounted for 77% of these flows. In the other regions, financing is much more concentrated in specific countries: Türkiye's hosting of Syrian refugees accounts for the largest share for Europe; Colombia and Ecuador accounted for the dominant share of the South America region; Bangladesh and Pakistan received most financing in the South and Central Asia region.

Figure 2.7. Top five regions receiving ODA for refugee situations in LICs and MICs, 2020-21

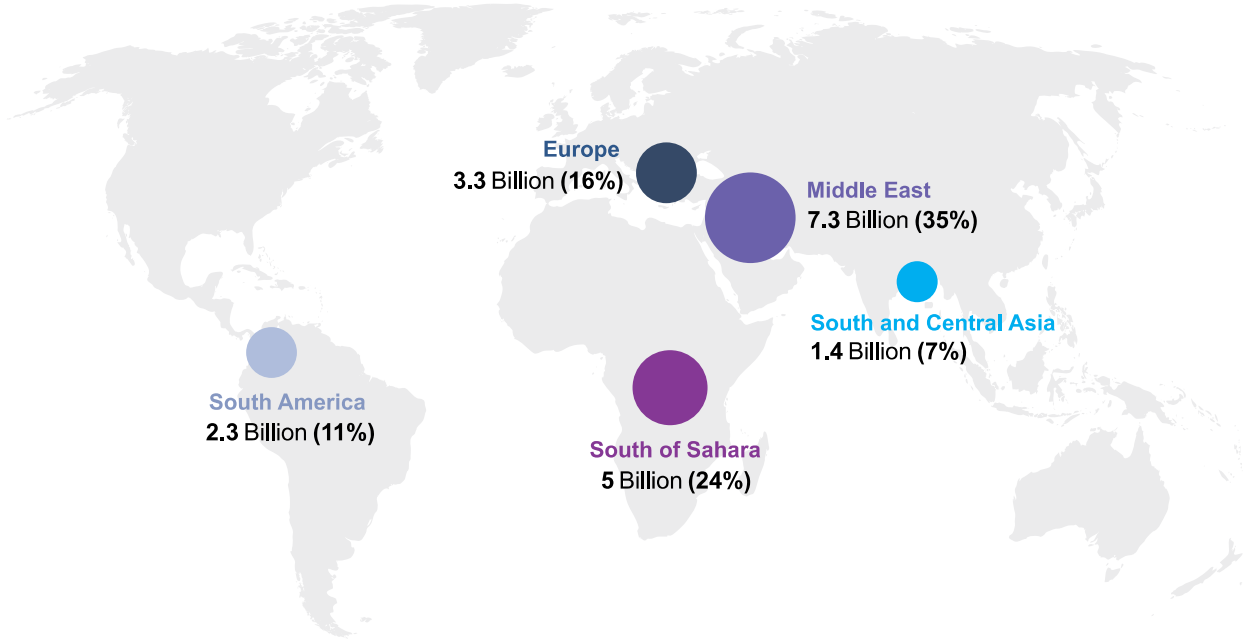

Note: Percentage calculations do not include regional unspecified flows.

Income status: Upper-middle income countries received over half of all financing

Upper-middle income countries (UMICs) received the largest share of regional flows of ODA for refugee financing situations (58.9%) followed by least developed countries (LDCs, 24.7%), lower middle-income countries (13.3%) and other LICs (3.1%) (Figure 2.8).[16] While easing the pressure on host countries constitutes one of the four key objectives of the GCR, it could be argued that LDCs and other LMICs are in greater need of financing. They are likely to have less fiscal space and lower institutional capacity. Unlike UMICs, ODA for refugee situations in LDCs is spread over a larger number of countries, with the top ten recipients in this category accounting for 83% of flows in LDCs.

Figure 2.8. ODA for refugee situations in LICs and MICs according to income group classifications, 2020-21

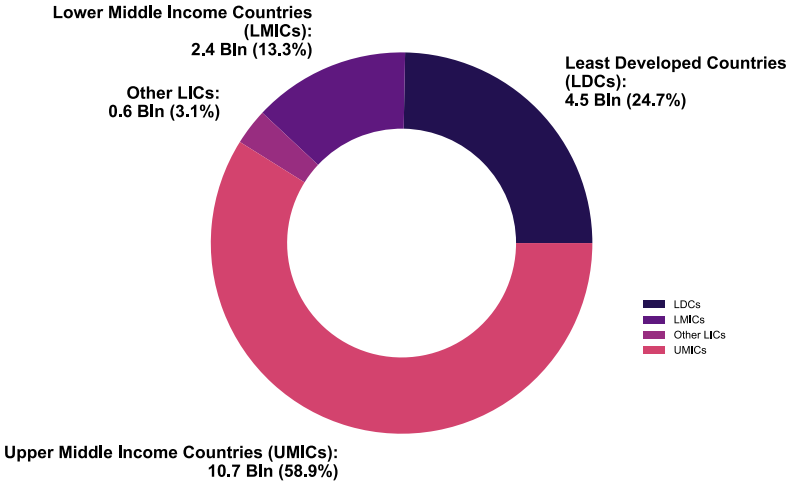

Note: This excludes flows where the income classification is unspecified.

Sectors: *Emergency response* accounted for over half of all allocations

Sectoral allocation of ODA for refugee situations in LICs and MICs is dominated by *emergency response* which accounted for over half (53.8%, USD 14.2 billion) of all allocations over two years (Figure 2.9). This reflects the urgent real-life pressures of refugee emergencies, but also shows the tendency to rely on short-term humanitarian responses. Other sectors together accounted for 42.1% of all financing (excluding the *unallocated* category). Recent recommendations emphasise the importance of adopting an HDP nexus approach in forced displacement contexts from the outset, by integrating development and peacebuilding approaches, alongside humanitarian aid, in responses to refugee situations (see also Box 3.1). Fast and efficient humanitarian responses need to be well-resourced to mitigate urgent needs of both refugees and host communities, in co-ordination with development and peacebuilding responses.

Figure 2.9. Largest nine sectors, ODA for refugee situations in LICs and MICs, 2020-21

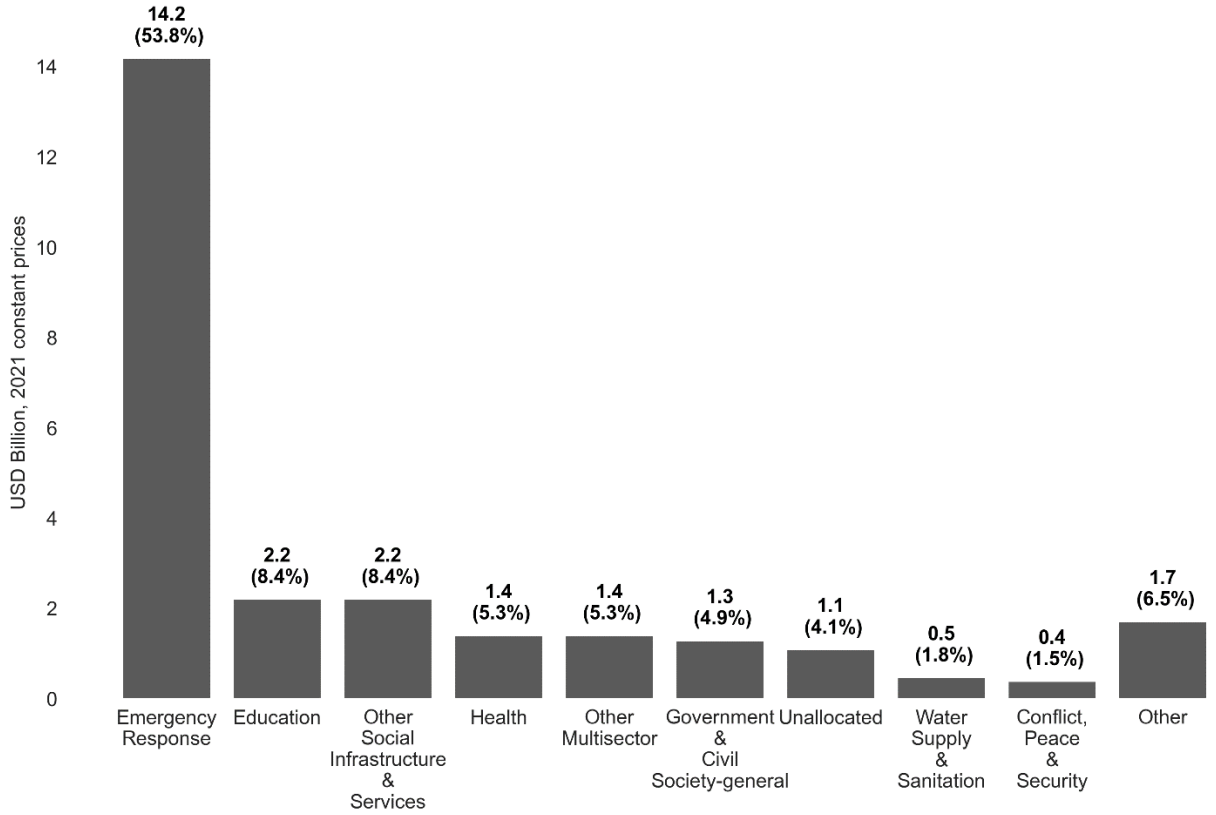

Channels: Financing was mostly channelled through United Nations entities

Almost two thirds (56.8%) of ODA for refugee situations in LICs and MICs (USD 14.98 billion over two years) was channelled through different United Nations (UN) entities[17] (Figure 2.10), mostly for *humanitarian* purposes (70%) with a smaller portion for *development* purposes (21%). The top five UN "channels" include three refugee-mandated agencies (UNHCR, UNRWA, and the International Organisation for Migration (IOM)), as well as the World Food Programme (WFP) and the United Nations Children's Fund (UNICEF) (Figure 2.11). It is important to acknowledge that these agencies pass on a significant component of their funding to government and NGO partners and procure part of their goods and services locally in refugee host and origin countries. ODA channelled through international NGOs (USD 3.92 billion) was allocated mostly for *humanitarian* purposes (81%).

Partner governments received 17.4% (USD 4.59 billion) of all ODA for refugee situations directly from DAC members, non-DAC bilaterals and MDBs combined, in addition to financing they received through UN entities. Upper-middle income countries (UMICs) received 79% of ODA allocated this way. The World Bank alone provided 65% of the ODA transferred directly to partner governments, followed by the EU Institutions (10%).

Figure 2.10. Top five channels of delivery and other for ODA for refugee situations in LICs and MICs, 2020-21

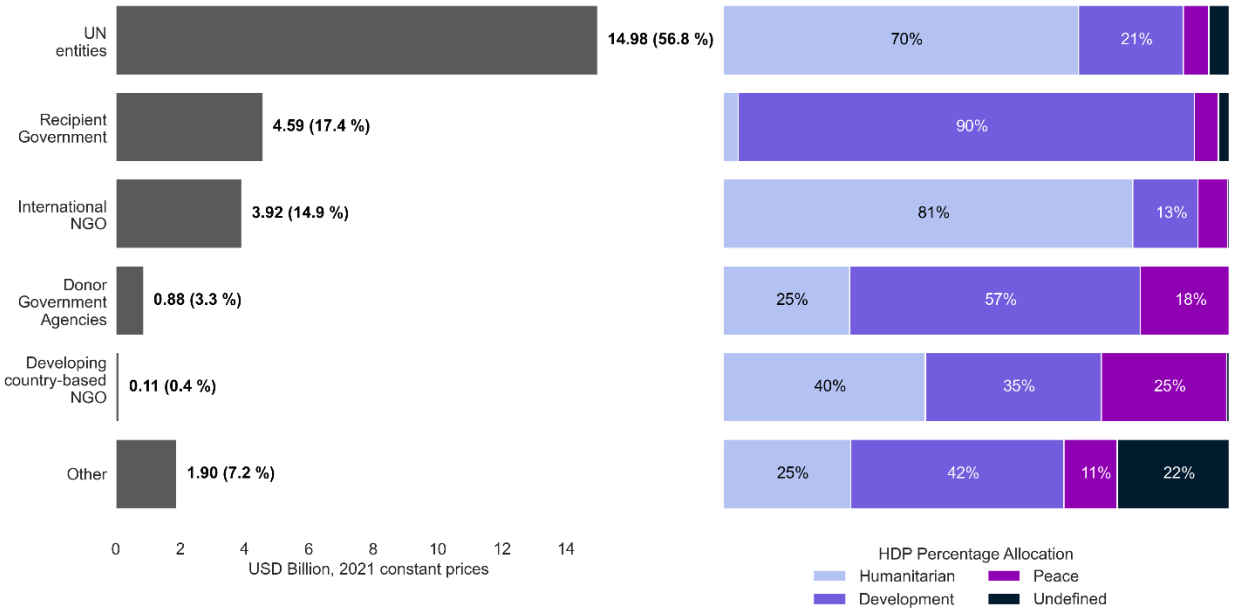

Note: International NGO encompasses international NGOs and donor-country based NGOs.

Figure 2.11. Largest UN channels of ODA for refugee situations in LICs and MICs, 2020-21

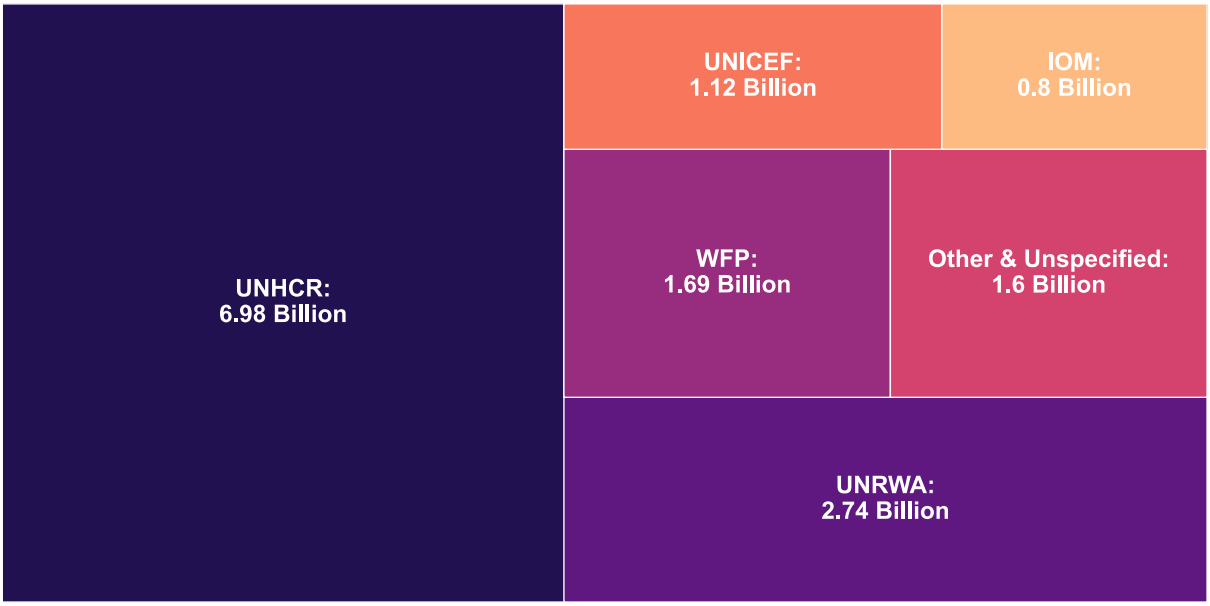

Note: UNHCR refers to the United Nations High Commissioner for Refugees. UNRWA refers to the United Nations Relief and Works Agency. WFP refers to the United Nations World Food Programme. UNICEF refers to the United Nations Children's Fund. IOM refers to the International Organization for Migration.

UNHCR and UNRWA made available the largest volumes of unearmarked core funding

The 2023 OECD refugee financing survey also captured the use of unearmarked core contributions reported by different UN entities. This amounts to USD 2.97 billion, 90% of which was reported by UNRWA (USD 1.55 billion) and UNHCR (USD 1.12 billion). Unlike earmarked financing, which was mostly provided for *humanitarian* purposes (70%), UN core funding was almost equally allocated for *humanitarian* (50.5%) and *development* purposes (49%).[18]

Table 2.1. Use of unearmarked core funding for refugee situations reported by UN entities, 2020-21

Name of UN entity	USD in Millions
United Nations Relief and Works Agency (UNRWA)	1 551
United Nations High Commissioner for Refugees (UNHCR)	1 129
Central Emergency Response Fund	153
World Food Programme (WFP)	123
UN Peacebuilding Fund	14
International Labour Organisation	2
United Nations Development Programme (UNDP)	2
Joint United Nations Programme on HIV and AIDS (UNAIDS)	0.3
United Nations Children's Fund (UNICEF)	0.2
United Nations Conference on Trade and Development (UNCTAD)	0.2
United Nations Industrial Development Organization (UNIDO)	0.04

3 Financing across the Humanitarian-Development-Peace (HDP) Nexus

For the purpose of analysing development finance across the Humanitarian-Development Peace (HDP) nexus (Box 3.1), the OECD has developed a grouping of financing purpose codes, which allow for analysing financing by *humanitarian*, *development* and *peace* purposes. The breakdown of the purpose code groupings according to *humanitarian*, *development* and *peace* purposes is available in 4Annex B of this document.

Box 3.1. Towards a Humanitarian- Development-Peace nexus approach in forced displacement contexts

The Humanitarian-Development-Peace (HDP) nexus, adopted as a formal legal Recommendation by the DAC in 2019, is particularly relevant for internal displacement and refugee contexts, and for achieving solutions for the forcibly displaced. The HDP nexus offers a comprehensive framework that goes beyond addressing immediate needs, expanding the scope of the response to include supporting public sector financing for displacement-affected countries, economic growth, and social cohesion, peacebuilding, and prevention. Supporting the implementation of an HDP nexus approach in forced displacement contexts involves three areas of engagement as per draft INCAF Common Position:

- Engagement area 1: Support the early mitigation of shocks associated with the impact of forced displacement in LICs and MICs through comprehensive humanitarian, development, and peace support, and through climate action.
- Engagement area 2: Include the forcibly displaced in sustainable development and climate action.
- Engagement area 3: Address recurring drivers of forced displacement, support solutions, and support preparedness to cope with rising trends.

Note: Aligned with the draft *Common Position* of the DAC International Network on Conflict and Fragility (INCAF), developed in consultation with the OECD Development Centre Policy Dialogue on Migration and Development (PDMD).

Over 50% of ODA for refugee situations was *humanitarian*

Unsurprisingly, and reflecting the dire reality of urgent needs in refugee situations, over half of all (55.3%) ODA towards refugee situations in LICs and MICs was allocated for *humanitarian* purposes with the share increasing between 2020 (52.5%) and 2021 (58.2%) (Figure 3.1). Overall, the amount of *humanitarian* financing as a share of total ODA allocations for refugee situations in LICs and MICs has decreased in comparison to the 71% average reported in the 2018-2019 refugee financing survey.

Figure 3.1. ODA for refugee situations in LICs and MICs by *humanitarian*, *development* and *peace* financing, 2020-21

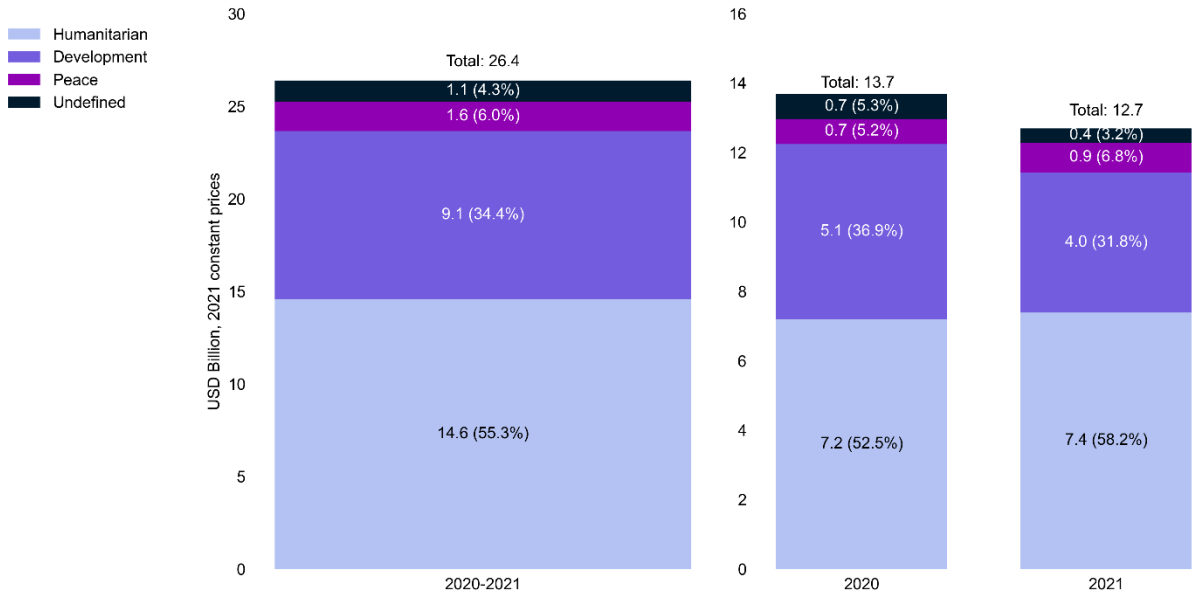

The proportion of *humanitarian* finance was higher in fragile contexts

Using the OECD's States of Fragility classification of fragile contexts (OECD, 2022[8]), fragile contexts received 43% of country allocable ODA for refugee situations to LICs and MICs in 2020-2021, which is identical to the share they received according to the 2018-2019 refugee financing survey. Five of the top ten largest refugee-hosting countries were fragile contexts in 2022, apart from Türkiye, Jordan, Colombia, Lebanon and Peru. The top ten origin country recipients[19] (*voluntary return and reintegration*) were all fragile contexts, with seven of these classified as extremely fragile. A closer look at ODA allocations for fragile versus other contexts (Figure 3.2) reveal that fragile contexts received a much larger share of *humanitarian* ODA (56%) than other contexts (34%). Conversely, the share of *development* ODA was much larger in other contexts (53%) than in fragile contexts (38%).

Figure 3.2. Country allocable ODA for refugee situations in LICs and MICs by fragile and other contexts, 2020-21

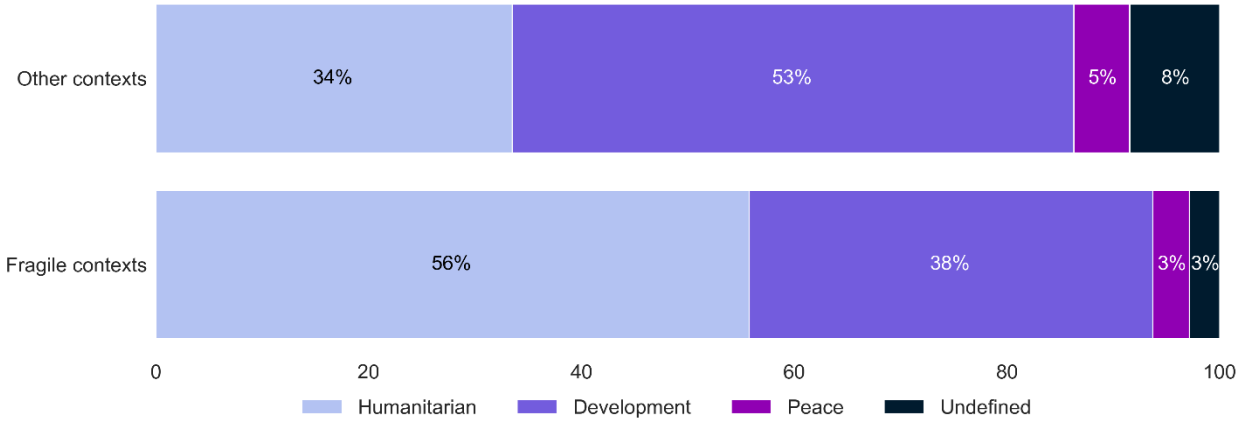

Development and *peace* financing for refugee situations increased

In a new trend, the data shows an increasing use of *development* and *peace* approaches to forced displacement, supported with 40% of all financing (*development*: 34%; *peace*: 6%). The increase in *development* finance between 2018-19 and 2020-21 is due in part to the inclusion of MDB financing in the total HDP calculations in the analysis, predominantly in the form of concessional loans. Total *development* and *peace* ODA for refugee situations in LICs and MICs, excluding *humanitarian aid*, amounted to USD 10.7 billion in 2020-2021, with USD 9.1 billion for *development*, and USD 1.6 billion for *peace*. *Development* ODA decreased from 2020 (USD 5.1 billion) to 2021 (USD 4 billion), due to a decrease in what was provided by the World Bank, Germany and EU Institutions. *Peace* ODA slightly increased from USD 718 million in 2020 to USD 868 million in 2021. Almost half of the financing for the *peace* dimension was reported with the OECD CRS purpose code for *facilitation of orderly, safe, regular and responsible migration and mobility*.

The World Bank, European Union Institutions, and Germany are the largest providers of development and peace ODA

***Development* and *peace* ODA for refugee situations was largely financed by three providers which together accounted for 69% of volume** (Figure 3.3). The World Bank as the single largest provider financed USD 2.91 billion (28.2%) in *development* and *peace* ODA for refugee situations, followed by the EU with USD 2.17 billion (21%)[20] and Germany with USD 2.04 billion (19.8%). A large part of the EU and Germany's portfolio was allocated to the Middle East and Europe regions (84% and 57% respectively).

The next 13 financing providers combined provided 28% of *development* and *peace* ODA for refugee situations. The Netherlands and Switzerland's high volume of *peace* ODA (91% and 65% of their ODA for *peace* and *development*) is due mostly to the use of the OECD's CRS purpose for *facilitation of orderly, safe, regular and responsible migration and mobility*, which forms part of the *peace* ODA grouping.

Figure 3.3. Top 30 providers of *development* and *peace* ODA for refugee situations in LICs and MICs, excluding unearmarked core contributions to UN entities/others, 2020-21

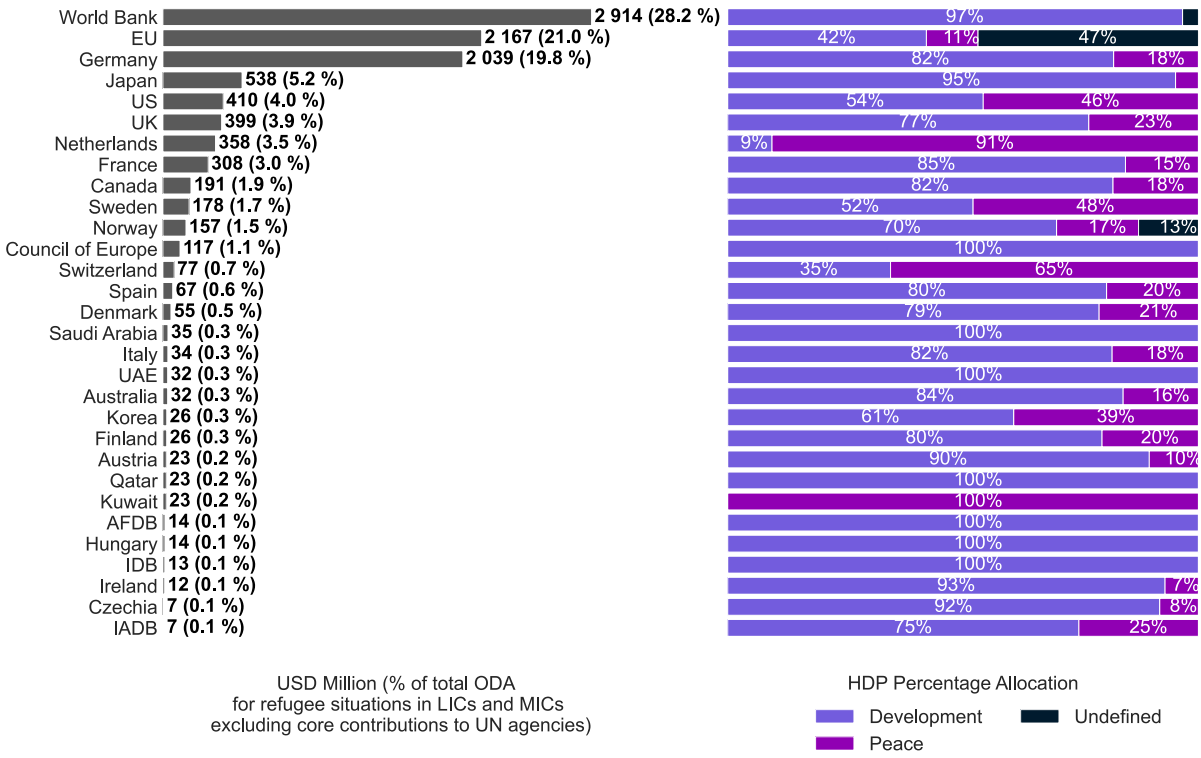

Note: Others in the title of the figure refers to the Global Fund, Global Environment Facility and the World Trade Organisation. CoE = Council of Europe Development Bank; UAE = United Arab Emirates; AFDB = African Development Bank; IDB = Islamic Development Bank; IADB = Inter-American Development Bank.

Six recipients, five of which are upper middle-income countries (UMICs), received almost three quarters of development and peace ODA for refugee situations in LICs and MICs

The top six recipients of *development* and *peace* ODA accounted for almost three quarters (73.1%) of this type of financing (Figure 3.4): (i) Jordan, Türkiye and Lebanon (mainly Syrian refugee situation), (ii) Ecuador and Colombia (mainly Venezuela situation), (iii) the West Bank and Gaza Strip (refugees under United Nations Relief and Works Agency (UNRWA) mandate). Interestingly, these top six recipients received a much higher share of *development* and *peace* ODA (73.1%) than overall ODA for refugee situations (59.6%).

The data also suggests that other refugee situations received a larger share of *humanitarian* ODA. For instance, the South of Sahara and South and Central Asia regions which include many of the largest refugee hosting countries[21] received a higher share of *humanitarian* ODA than average, 66% and 69% of their allocations, respectively. They mainly face protracted refugee situations. Easing pressure on these host countries, achieving sustainable approaches to hosting refugees, and creating favourable conditions for voluntary return and sustainable reintegration would also benefit from an increased use of development and peacebuilding approaches.

Figure 3.4. Top 15 recipients of country-allocable *development* and *peace* ODA for refugee situations in LICs and MICs, 2020-21

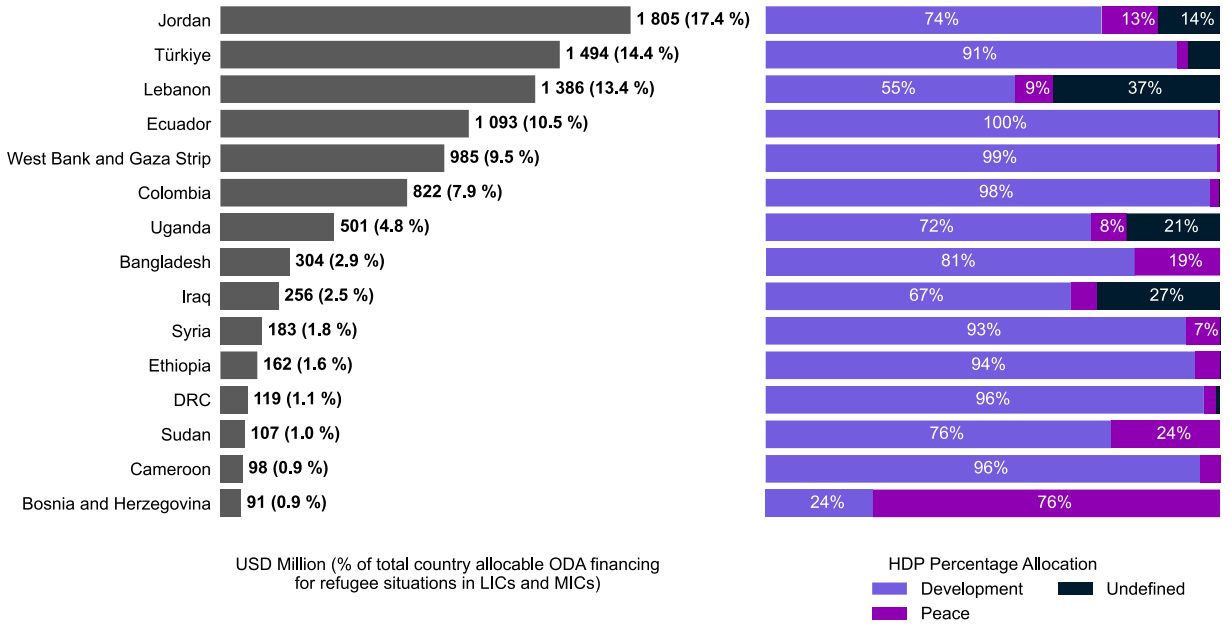

Note: DRC refers to the Democratic Republic of Congo.

Five sectors account for almost three quarters of development and peace ODA for refugee situations

Development and *peace* ODA financing is mostly (72%) provided in five sectors (Figure 3.5). Two of the three largest sectors are related to the provision of basic services: *education* (USD 2.2 billion) and *health* (USD 1.4 billion). The largest single sector is ***social infrastructure and services*** (USD 2.2 billion) which encompasses a range of different purposes including those related to employment creation and social protection. For example, the World Bank financed large projects supporting social safety nets in host countries. This is followed by *other multisector* projects (USD 1.4 billion) which encompass rural and urban development, disaster risk reduction, and human capital investment, among others. Lastly, a large portion of *peace* ODA was reported under the sector *government and civil society* (USD 1.29 billion), particularly for the purpose of *facilitation of orderly, safe, regular and responsible migration and mobility*.

Figure 3.5. Largest nine sectors, *development* and *peace* ODA for refugee situations in LICs and MICs, 2020-21

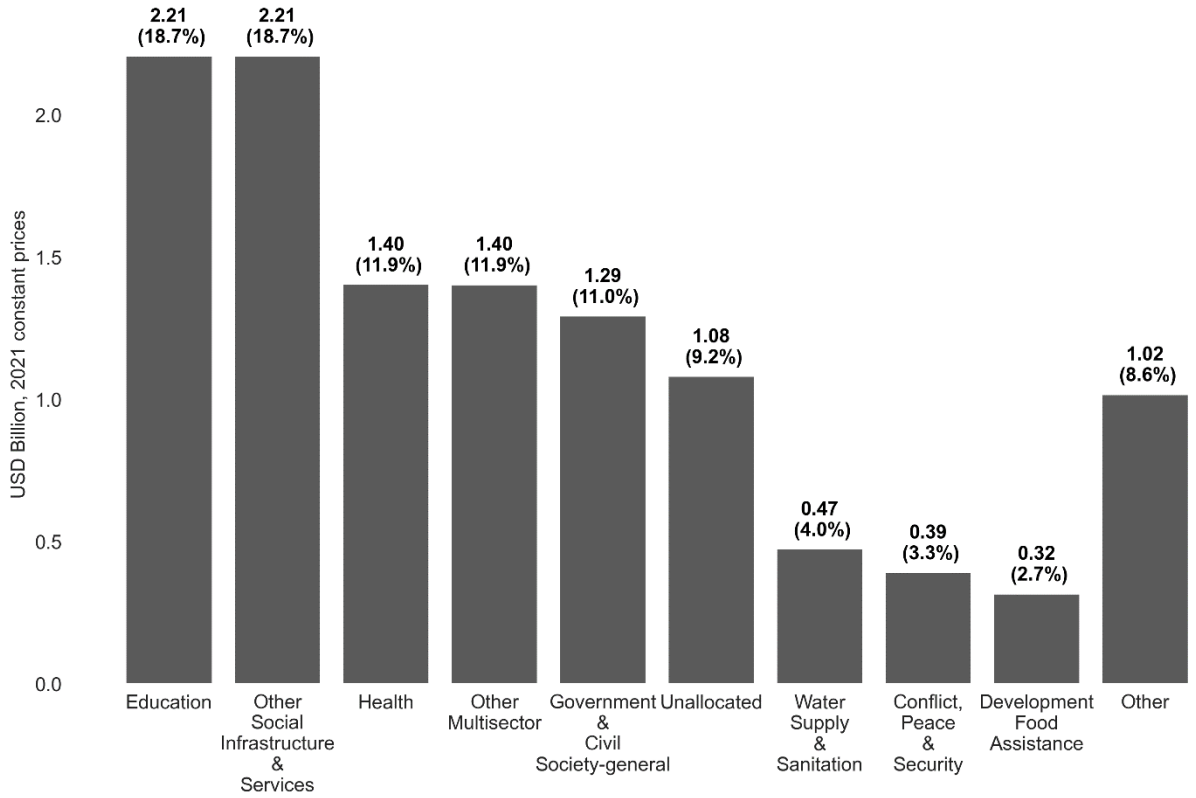

4 Finance by multilateral development banks

Development finance for refugee situations in low-income countries (LICs) and middle-income countries (MICs) by multilateral development banks (MDBs) included concessional outflows (ODA) and non-concessional other official flows (OOF). The analysis in this section of the report covers both ODA and OOF. MDBs provided a total USD 3.65 billion for refugee situations in LICs and MICs, which accounted for 13.6% of all ODA and OOF for refugee situations in LICs and MICs. When it comes to the totality of *development* and *peace* ODA, excluding *humanitarian*, MDBs provided 29% of this financing.

MDB financing is led, in terms of volume, by the World Bank, which provided USD 3.05 billion (82.3%)[22]. The World Bank is also the single largest provider of *development* ODA for refugee situations among MDBs (Figure 4.1). The World Bank's International Development Association (IDA) disbursed finance for 26 projects in refugee situations, worth a combined USD 0.84 billion. Under the blended finance instrument Global Concessional Financing Facility (GCFF), the World Bank's International Bank for Reconstruction and Development (IBRD) disbursed finance for eleven projects, with a combined total volume of USD 2.17 billion. Through the GCFF, loans are made available to middle-income countries under concessional conditions.

The three largest World Bank projects account for over 50% of its total portfolio (USD 1.61 billion). These include USD 1.08 billion provided to Ecuador in the form of the *second inclusive and sustainable growth development policy financing* (USD 538 million) and the *third inclusive and sustainable growth development policy financing* (USD 547 million). These specific *Development Policy Financing* (DPF) instruments supported the government of Ecuador's structural reform programme, including but not limited to efficient public spending and removing barriers for private sector development (World Bank, 2020[9]). This financing supported the protection of Venezuelans displaced abroad as well as improving their access to basic services. Except for USD 20.1 million provided in grants under the GCFF, this support took the form of loans (World Bank, 2020[10]). This is followed by the Colombia *social and economic integration of Migrants Development Policy Financing* with a value of USD 526 million which supported the social and economic integration of Venezuelans displaced abroad, by focusing on the legal and institutional basis for their protection, and on improved access and the quality of services (World Bank, 2021[11]).

Figure 4.1. Multilateral development bank financing for refugee situations in LICs and MICs, 2020-21

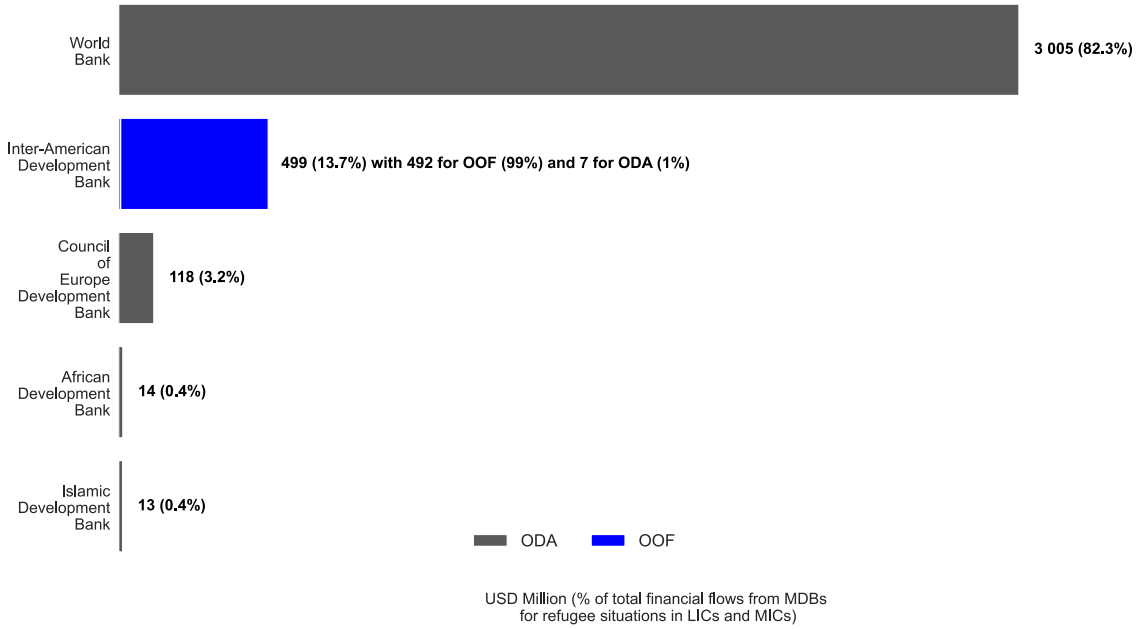

Note: ODA = official development assistance; OOF = other official flows.

Support for refugee situations in LICs and MICs was also provided by other MDBs, including the Inter-American Development Bank (USD 499 million), ODA and OOF combined. The Inter-American Development Bank provided USD 492 million as OOF and USD 7 million as ODA, mostly to Colombia (USD 451 million) and Panama (USD 38 million). This is followed by the Council of Europe Development Bank with USD 118 million – in Serbia (USD 49 million), Türkiye (USD 43 million) and Bosnia and Herzegovina (USD 21 million). Other support was provided by the African Development Bank (USD 14 million) and Islamic Development Bank (USD 13 million).

Beyond financing, MDBs continued to play an important agenda-setting role for development approaches in refugee situations. This is notably illustrated by the *Refugee Policy Review Framework* of the World Bank IDA's *Window for Host Communities and Refugees* which generated analysis on the status of laws and policies for hosting refugees in countries receiving support from the *Window*. This also opened opportunities for further aligning refugee hosting policies with development objectives. With regard to socio-economic data on displaced populations, often a knowledge gap, the *Joint Data Center (JDC) on Forced Displacement* by the World Bank and UNHCR, aims to enhance the ability of stakeholders to make timely and evidence-informed decisions that can improve the lives of affected people (Joint Data Center on Forced Displacement, n.d.[12]). The African Development Bank (AfDB) started mainstreaming the inclusion of displaced and host communities in Country Strategy Papers and in projects financed under their Transition Support Facility (TSF). The European Bank for Reconstruction and Development (EBRD) and other MDBs played a significant role in strengthening private sector and market-based approaches in refugee hosting contexts. The *MDB Platform on Economic Migration and Forced Displacement* included eight members as of 2023: Asian Development Bank, AfDB, Council of Europe Development Bank, Islamic Development Bank, EBRD, European Investment Bank, Inter-American Development Bank, and the World Bank. It continues to serve as an exchange and co-ordination forum on lessons learnt and practices of MDB engagement in forced displacement contexts.

This role of the MDBs also extends to research and evidence, sharing technical expertise and introducing innovative financing and operational strategies. An example of empirical analysis is the collaborative

Evidence on Forced Displacement research partnership between UNHCR, the World Bank and the United Kingdom's Foreign, Commonwealth and Development Office which aims to produce high quality and policy-relevant research on forced displacement. This has resulted in empirical data-driven analysis, for instance through high-frequency phone surveys that aimed to better understand COVID-19's impact on forcibly displaced persons in several large refugee hosting countries such as Ethiopia, Chad, Djibouti, Iraq, Jordan and Burkina Faso.

References

Betts, A. (2021), *The Wealth of Refugees: How displaced people can build economies*, Oxford University Press, Oxford. [3]

IDRC (2010), *Democratic Governance, Women's Rights and Gender Equality*, https://idl-bnc-idrc.dspacedirect.org/bitstream/handle/10625/44190/130634.pdf. [13]

Joint Data Center on Forced Displacement (n.d.), *Who we are: Joint Data Center*. [12]

Marley, J. (2020), *Fragility and Agenda 2030: Navigating shocks and pressures in fragile contexts*, OECD. [16]

OECD (2023), *ODA Levels in 2022 – preliminary data Detailed summary note*. [5]

OECD (2022), *States of Fragility 2022*, OECD Publishing, Paris, https://doi.org/10.1787/c7fedf5e-en. [8]

OECD (2019), *DAC Recommendation on the Humanitarian-Development-Peace Nexus*. [18]

UNHCR (2023), *Refugee Data Finder*, https://www.unhcr.org/refugee-statistics/download/?url=2bxU2f (accessed on 2 October 2023). [6]

UNHCR (2023), *Resettlement Data Finder*. [17]

UNHCR (2022), *Global Trends in 2021*, https://www.unhcr.org/publications/global-trends-2021. [1]

UNHCR (2022), *Global Trends Report 2022*, https://www.unhcr.org/global-trends-report-2022 (accessed on 28 September 2023). [14]

UNHCR (2022), *Global Trends: Forced Displacement in 2021*. [4]

UNICEF (2023), *Child Displacement and Refugees - UNICEF DATA*, https://data.unicef.org/topic/child-migration-and-displacement/displacement/ (accessed on 29 September 2023). [15]

United Nations (2018), *Global Compact on Refugees*. [2]

World Bank (2021), *PROPOSED LOAN IN THE AMOUNT OF US$500 MILLION*. [11]

World Bank (2020), *Ecuador - Second Inclusive and Sustainable Growth Development Policy Loan*. [9]

World Bank (2020), *Second Inclusive and Sustainable Growth Development Policy Loan*. [10]

World Bank Blogs (2019), *2019 update: How long do refugees stay in exile? To find out, beware of averages*, https://blogs.worldbank.org/dev4peace/2019-update-how-long-do-refugees-stay-exile-find-out-beware-averages (accessed on 29 September 2023). [7]

Annex A. Recipient case studies

Bangladesh (2021)

Bangladesh | Development Finance to Refugee Situations [2021]

963 038 refugees (Aug. 2023)

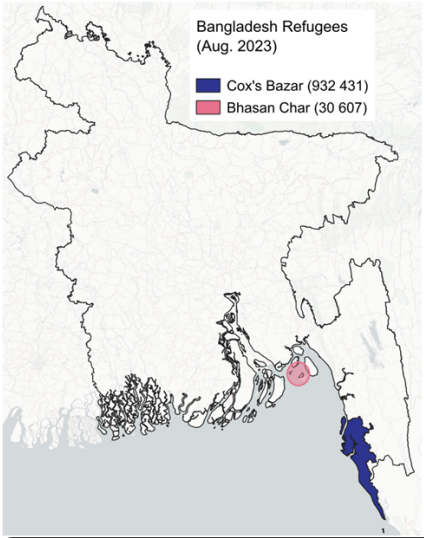

ODA & other concessional flows to refugee situations:
USD 463 Million
100% ODA [72% Grants | 3% Loans |25% Undefined]

ODA humanitarian, development & peace allocations

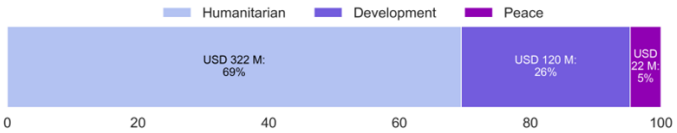

Top 5 Projects

Project title	Provider	USD million
Health and Gender Support Project for Cox's Bazar district	World Bank	52
Bangladesh Rohingya and Host Community Humanitarian Package	Australia	51
Emergency Multi-Sector Rohingya Crisis Response Project	World Bank	46
Humanitarian Assistance	US	34
2021 IOM Bangladesh [voluntary contributions]	IOM	27

Top 10 Donors

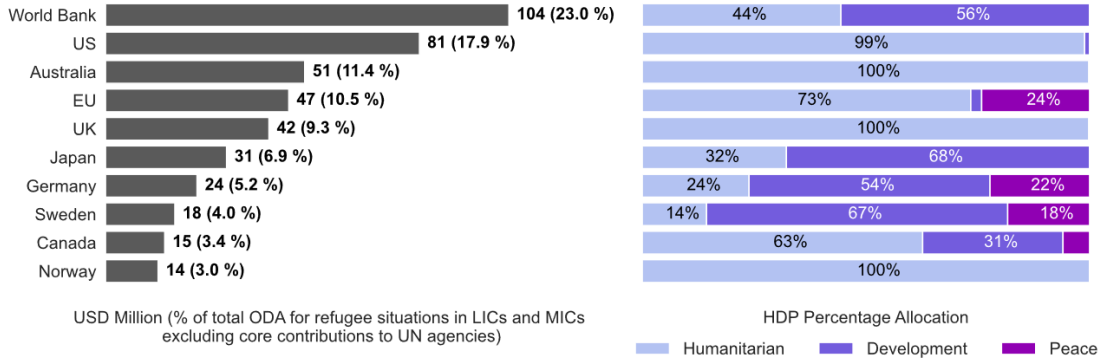

Top Sectors

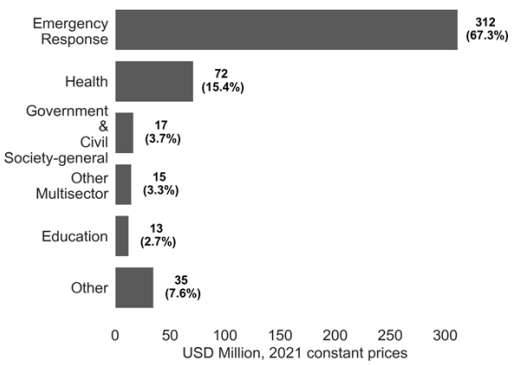

Top Channels

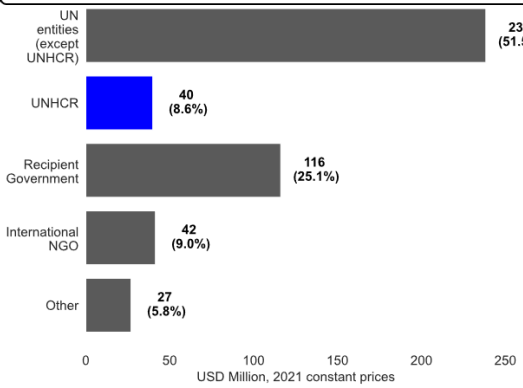

Note: Channelled through UNHCR combines (i) unearmarked core funding and (ii) country allocable finance provided by bilateral donors. Regional earmarked funds used by UNHCR are not reflected.

Ecuador (2020)

Ecuador | Development Finance to Refugee Situations [2020]

532 360 refugees, asylum seekers and other persons of concern (2020)

ODA & other concessional flows to refugee situations:
USD 1 103 Million
100% ODA [98% Loans, 2% Grants]

ODA humanitarian, development & peace allocations

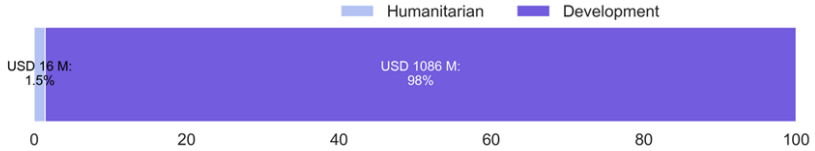

Top 5 Projects

Project title	Provider	USD million
3rd inclusive and sustainable growth development policy financing	WB	547
2nd inclusive and sustainable growth development policy financing	WB	538
Increasing protection for vulnerable Colombian refugees	US	2
Pillar 1 – Global Refugee Programme	UNHCR	2
HIAS – Increasing protection for vulnerable Venezuelans in Ecuador	US	2

Top 10 Donors

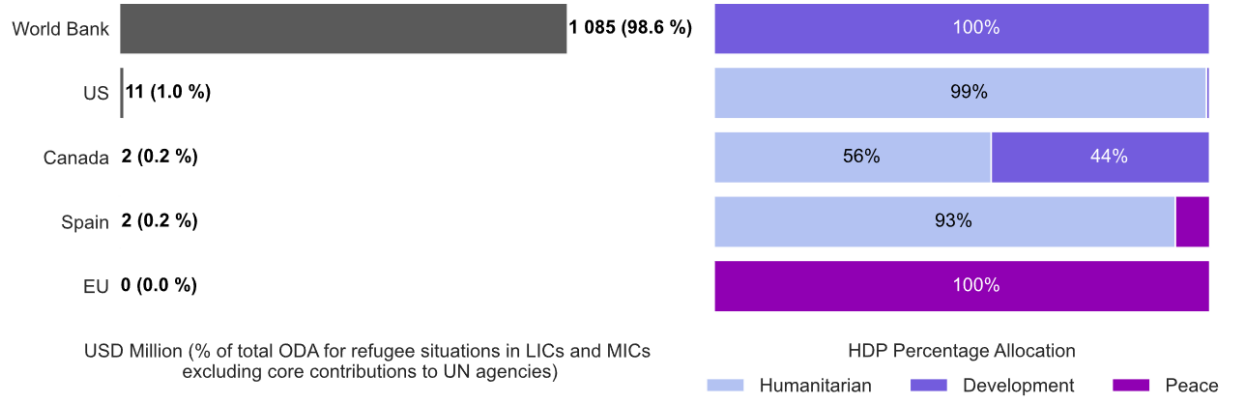

Top Sectors

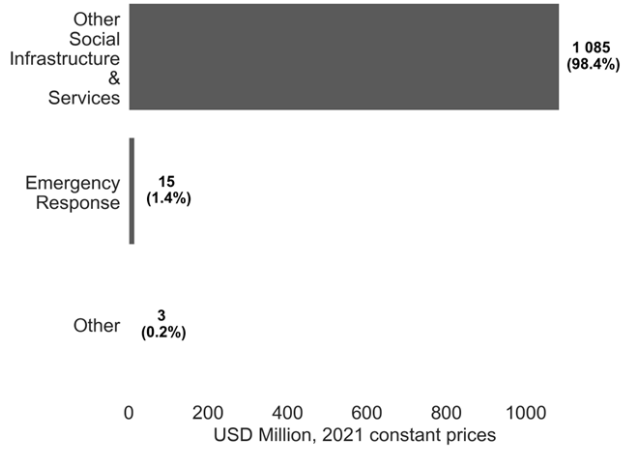

Top Channels

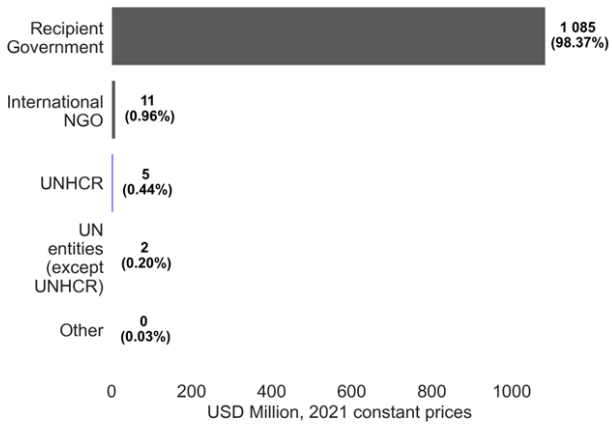

Note: Channelled through UNHCR combines (i) unearmarked core funding and (ii) country allocable finance provided by bilateral donors. Regional earmarked funds used by UNHCR are not reflected.

Jordan (2021)

Jordan | Development Finance to Refugee Situations [2021]

733 597 refugees (Aug. 2023)

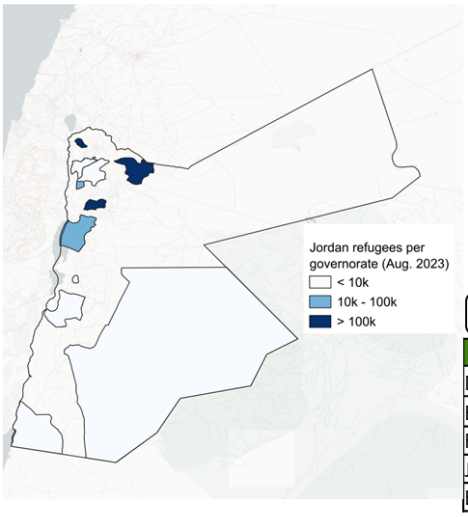

ODA & other concessional flows to refugee situations:
USD 1 093 Million
99.9% ODA [88% Grants, 11% Loans, 1% Undefined]

ODA humanitarian, development & peace allocations

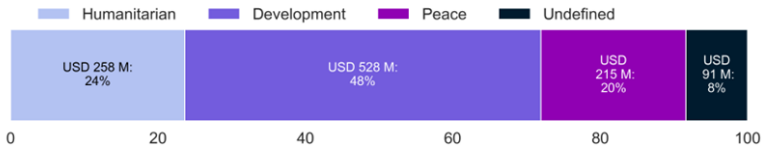

Top 5 Projects

Project title	Provider	USD million
Direct economic support to the government of Jordan	US	245
Education policy and administrative management	UNRWA	94
Food assistance in Jordan	Germany	79
Jordan Emergency Health Project	World Bank	50
EUTF MADAD – Corona Package	EU	37

Top 10 Donors

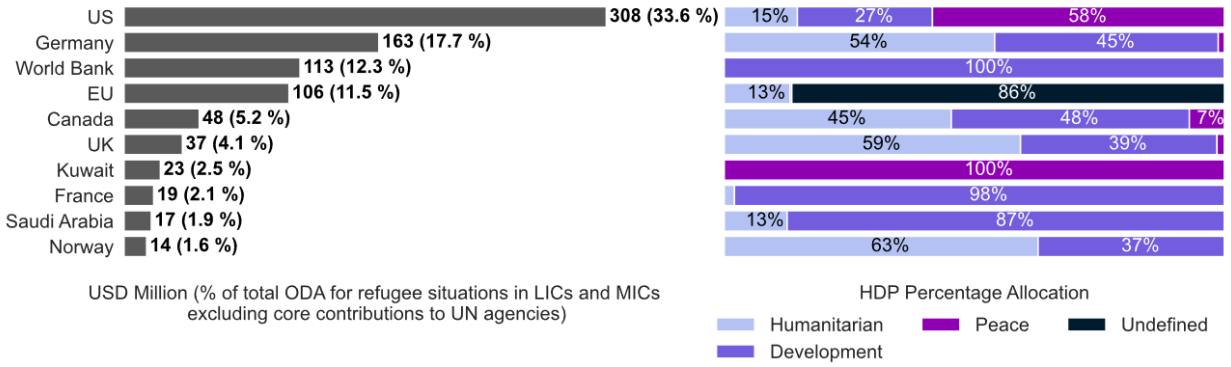

Top Sectors

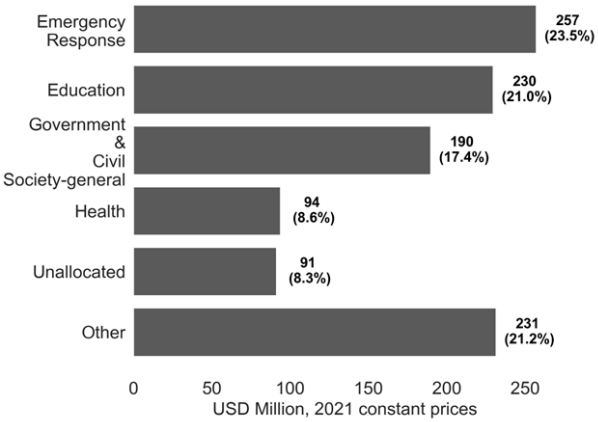

Top Channels

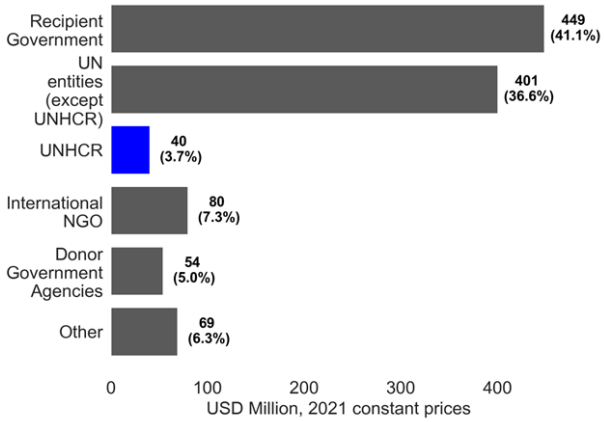

Note: Channelled through UNHCR combines (i) unearmarked core funding and (ii) country allocable finance provided by bilateral donors. Regional earmarked funds used by UNHCR are not reflected.

Note: The map of refugees in Jordan only concerns Syrian refugees in this case.

Uganda (2021)

Uganda | Development Finance to Refugee Situations [2021]

1 513 856 refugees (Aug. 2023)

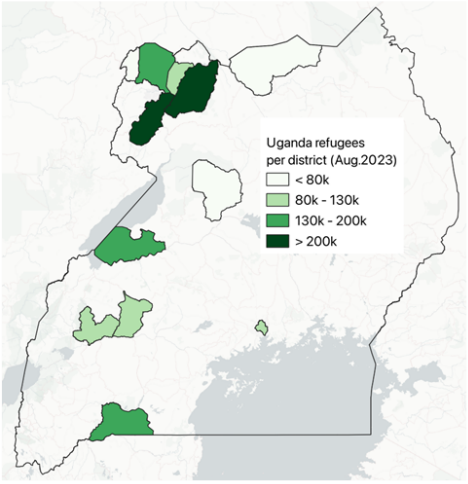

ODA & other concessional flows to refugee situations: :
USD 417 Million
100% ODA [57% Grants | 43% Unspecified]

ODA humanitarian, development & peace allocations

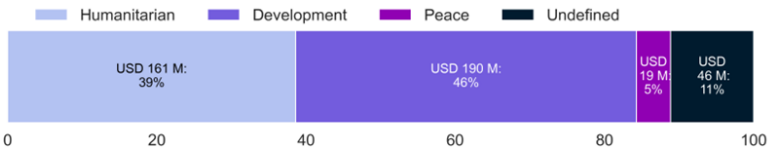

Top 5 Projects

Project title	Provider	USD million
Support to Municipal Infrastructure Development Program	World Bank	108
Development Response to Displacement Impacts Project	World Bank	45
Pillar 1 - Global Refugee Programme	UNHCR	28
Provide food and nutrition assistance to refugees	WFP	11
Integrated Water Management and Development Project	World Bank	10

Top 10 Donors

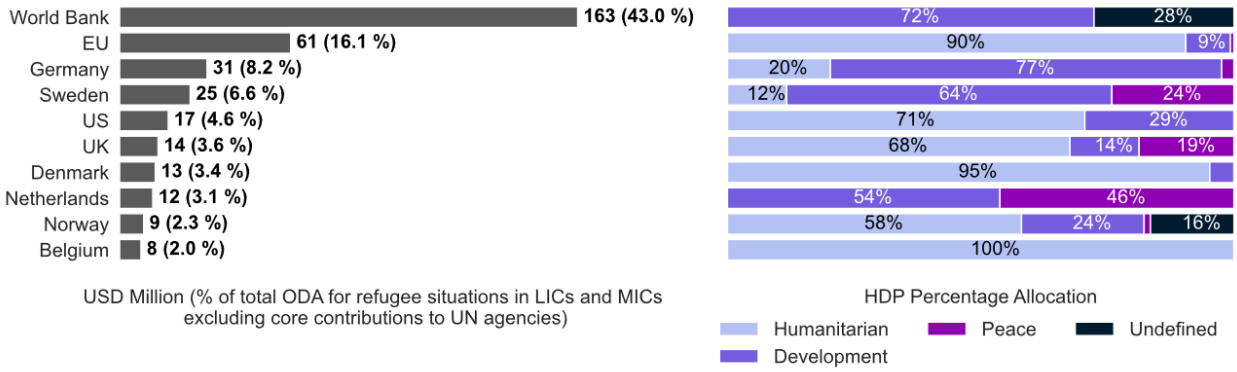

Top Sectors

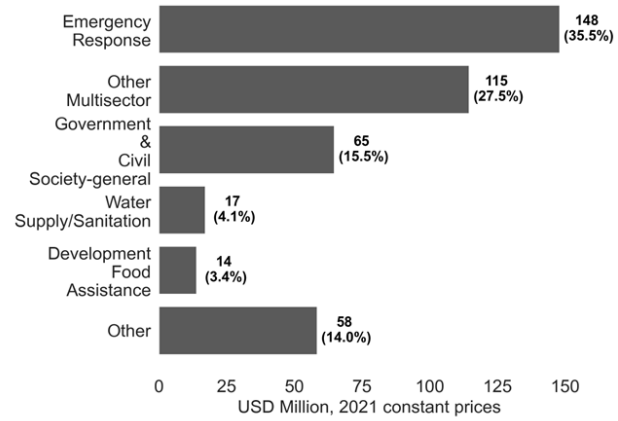

Top Channels

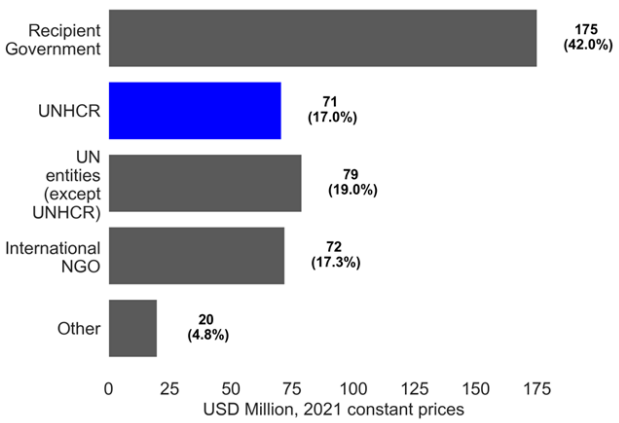

Note: Channelled through UNHCR combines (i) unearmarked core funding and (ii) country allocable finance provided by bilateral donors. Regional earmarked funds used by UNHCR are not reflected.

Annex B. Grouping of humanitarian-development-peace CRS purpose codes

All other CRS purpose codes not listed below under *humanitarian* or *peace* fall under *development*.

Humanitarian

Purpose Name	Purpose Code
Material relief assistance and services	72010
Emergency food assistance	72040
Relief co-ordination and support services	72050
Immediate post-emergency reconstruction and rehabilitation	73010
Multi-hazard response preparedness	74020

Peace

Purpose Name	Purpose Code
Public sector policy and administrative management	15110
Public financial management	15111
Decentralisation and support to subnational government	15112
Anti-corruption organisations and institutions	15113
Legal and judicial development	15130
Democratic participation and civil society	15150
Legislatures and political parties	15152
Media and free flow of information	15153
Human rights	15160
Women's rights organisations and movements, and government institutions	15170
Ending violence against women and girls	15180
Facilitation of orderly, safe, regular and responsible migration and mobility	15190
Security system management and reform	15210
Civilian peacebuilding, conflict prevention and resolution	15220
Participation in international peacekeeping operations	15230
Reintegration and SALW control	15240
Removal of land mines and explosive remnants of war	15250
Child soldiers (prevention and demobilisation)	15261

Annex C. Adjustments to the data applied during the quality assurance and data cleaning process

Country	Description
Austria (financing provider)	Exclusion of core contributions to different EU Trust Funds as EUTF outflows from 2020-21 were counted in this survey
Finland (financing provider)	Exclusion of core contributions to different EU Trust Funds as EUTF outflows from 2020-21 were counted in this survey
Germany (financing provider)	Exclusion of core contributions to different EU Trust Funds as EUTF outflows from 2020-21 were counted in this survey
Italy (financing provider)	Exclusion of core contributions to different EU Trust Funds as EUTF outflows from 2020-21 were counted in this survey
Myanmar (recipient)	Projects were re-tagged to "refugee hosting" in Bangladesh or Thailand based on project descriptions as Myanmar is mainly a country of origin.
Norway (financing provider)	Exclusion of core contributions to different EU Trust Funds as EUTF outflows from 2020-21 were counted in this survey
Denmark (financing provider)	Exclusion of flows related to the GCFF as these are already counted by the World Bank under ODA and other concessional outflows from multilateral organisations.
Portugal (financing provider)	Exclusion of core contributions to different EU Trust Funds as EUTF outflows from 2020-21 were counted in this survey
Spain (financing provider)	Exclusion of flows in Mozambique related to the IDP situation in Cabo Delgado Province.
Sweden (financing provider)	Exclusion of core contributions to different EU Trust Funds as EUTF outflows from 2020-21 were counted in this survey
United Kingdom (financing provider)	Exclusion of certain activities in Myanmar which were not related to refugees but to natural disasters or IDP situations. Exclusion of core contributions to different EU Trust Funds as EUTF outflows from 2020-21 were counted in this survey
United States (financing provider)	Exclusion of flows related to Saint Vincent and the Grenadines, Timor-Leste, and Vanuatu as these recipients receive few or no refugees.

Notes

[1] Note by the Republic of Türkiye

The information in this document with reference to "Cyprus" relates to the southern part of the Island. There is no single authority representing both Turkish and Greek Cypriot people on the Island. Türkiye recognises the Turkish Republic of Northern Cyprus (TRNC). Until a lasting and equitable solution is found within the context of the United Nations, Türkiye shall preserve its position concerning the "Cyprus issue".

Note by all the European Union Member States of the OECD and the European Union

The Republic of Cyprus is recognised by all members of the United Nations with the exception of Türkiye. The information in this document relates to the area under the effective control of the Government of the Republic of Cyprus.

[2] Please note that in some cases the population groups "refugees" and "stateless persons" can overlap as is the case of the Rohingya refugees in Bangladesh.

[3] The United Nations Relief and Works Agency (UNRWA) defines refugees under its mandate as follows: "Persons whose normal place of residence was "Palestine" during the period 1 June 1946 to 15 May 1948, and who lost both home and means of livelihood as a result of the 1948 conflict." https://www.unrwa.org/palestine-refugees

[4] For the purpose of tracking concessional development finance for refugee situations from the recipient perspective, the use of the term ODA in this report refers to "**ODA and concessional outflows from multilateral organisations".**

[5] Note by the Republic of Türkiye

The information in this document with reference to "Cyprus" relates to the southern part of the Island. There is no single authority representing both Turkish and Greek Cypriot people on the Island. Türkiye recognises the Turkish Republic of Northern Cyprus (TRNC). Until a lasting and equitable solution is found within the context of the United Nations, Türkiye shall preserve its position concerning the "Cyprus issue".

Note by all the European Union Member States of the OECD and the European Union

The Republic of Cyprus is recognised by all members of the United Nations with the exception of Türkiye. The information in this document relates to the area under the effective control of the Government of the Republic of Cyprus.

[6] IDRCs refer to the costs that DAC members report for assisting refugees and asylum seekers on their own soil for a period of up to 12 months. More information on the reporting of IDRCs can be found here

[7] The methodology and criteria of the 2018-19 refugee financing survey were different, therefore both surveys are not fully comparable. However, when only taking the DAC member and non-DAC bilaterals' data, approximate indications of trends can be observed. The 2023 survey was more comprehensive than the previous survey, yet overall volumes were still less compared to the previous survey, it is likely that the actual trend was slightly downward.

[8] Lebanon was reclassified as a lower-middle income country by the World Bank in 2022 after being classified as an upper-middle income country for close to 25 years.

[9] According to the 2021 UNRWA annual report, West Bank and Gaza Strip combined hosted 2 400 208 refugees, as per UNRWA refugee definition and registration.

[10] Protracted refugee situations are those in which at least 25 000 refugees from the same country have been in exile for more than five consecutive years.

[11] These calculations exclude high income refugee-hosting countries which are not ODA recipients.

[12] A large percentage of the EU's portfolio is classified as undefined. These refer to the four different European Union Emergency Trust Fund windows in North Africa, Sahel and Lake Chad, Horn of Africa and Madad (the latter in response to the Syrian refugee situation). The aim of these trust funds and certain of the individual projects are suggestive that a large amount of these flows are allocated for *development* and *peace* purposes.

[13] These are the United Arab Emirates (USD 88 million), Qatar (USD 65 million), Saudi Arabia (USD 64 million) and Kuwait (USD 61 million). The total non-DAC category accounts for USD 293 million.

[14] The other 8% include regional categories for America, North of Sahara, Asia, Far East Asia, Africa unspecified, Caribbean and Central America as well as Oceania.

[15] Middle East and South of Sahara figures add up to 58.4% when summed, due to decimal figures.

[16] In the context of this survey, only the Syrian Arab Republic falls under the Other LICs category.

[17] Core contributions from UNHCR, UNRWA, the Central Emergency Fund, the UN Peacebuilding Fund and the World Food Programme included in the refugee financing survey were also counted as channelled through UN entities.

[18] The *peace* category accounts for 0.5%.

[19] These include Iraq, the Syrian Arab republic, Sudan, Somalia, Nigeria, Burundi, South Sudan, Myanmar, Venezuela and Afghanistan. All of these countries are classified as extremely fragile contexts apart from Nigeria, Myanmar and Venezuela.

[20] The undefined portions on this graph include the three windows of the EU trust funds for Africa and EUTF Madad with the latter focusing on the Syria refugee situation.

[21] This includes Uganda, Bangladesh, and Ethiopia among the top twelve largest LIC and MIC refugee hosting countries.

[22] For the purpose of tracking concessional development finance for refugee situations from the recipient perspective, the use of the term ODA in this report refers to "**ODA and concessional outflows from multilateral organisations**". With regard to development finance provided by the World Bank, this incorporates outflows from the Global Concessional Financing Facility (GCFF), including grant and loan elements. Through blended finance, the GCFF provides loans at concessional rates to eligible middle-income countries (MICs) that are facing refugee crises.