

DEVELOPMENT CO-OPERATION DIRECTORATE

Cancels & replaces the same document of 8 November 2021

Financing for Refugee Situations 2018-19

This is part of the *Development Co-operation Close-up* series on Forced Displacement.

Jens Hesemann, Senior Policy Advisor, Jens.HESEMANN@oecd.org and
Harsh Desai, Policy and Data Analyst, Harsh.DESAI@oecd.org.

JT03486063

Abstract

The Global Compact on Refugees (GCR) calls for a comprehensive response to refugee situations, including easing the pressure on refugee hosting countries, burden and responsibility sharing by the international community, and promoting self-reliance of refugees and hosting communities. As a pledge to the GCR, the OECD launched the 2020 survey on refugee financing. This report measures progress towards the responsibility-sharing goal of the GCR, and examines the strengths and challenges of donor practises when it comes to official development assistance (ODA) for refugees and hosting communities. It situates actual financing flows in 2018-19 in the broader agenda of strengthening the application of the *Humanitarian-Development-Peace (HDP) Nexus* for refugees and hosting communities. The report constitutes the first comprehensive baseline of bilateral ODA financing to refugee situations globally, after an initial refugee financing survey carried out in 2018, which was more limited in scope. It also includes a segment on the engagement of multilateral development banks (MDBs) in refugee situations. The financing data is informed by 36 respondents to the refugee financing survey, including 28 Development Assistance Committee (DAC) members, 4 other bilateral ODA donors, and 4 multilateral development banks (MDBs).

Foreword

This report brings out the results of the 2020 OECD survey which, for the first time, establishes a comprehensive baseline of official development assistance (ODA) and multilateral development banks' financing for refugee situations. It is the second dedicated survey on financing refugee situations among Members, Participants, Observers and partners of the OECD Development Assistance Committee (DAC), following a more limited survey carried out in 2018. The survey is the result of a partnership between the OECD and the United Nations High Commissioner for Refugees (UNHCR) on the Global Compact on Refugees (GCR). One of the GCR goals is to leverage “funding and effective and efficient use of resources” as a key tool for “burden and responsibility sharing” among UN Member States for hosting refugees.

The OECD pledged to provide data on financing for refugee situations to measure the performance of the GCR (UNHCR, 2018^[1]). In the GCR indicator framework (UNHCR, 2019^[2]), six out of 15 GCR performance indicators are informed by OECD data, notably five indicators on financing and one indicator on complementary pathways for refugees. The OECD made the dataset of the 2020 refugee financing survey available to UNHCR, and thereby contributed to the preparation 2021 GCR indicator report. The results of the 2020 refugee financing survey are informed by wide donor participation, with 36 responses in total, including DAC members, participants, multilateral development banks, and other donors.

This report analyses the status of ODA financial responsibility sharing among UN Member States when it comes to the world's refugees. It examines strengths and challenges in donor practises and collective financial flows. It also recommends a set of priorities to guide future support by the international community towards the GCR objectives. At no point does the report attempt to provide a complete picture of all financing flows to refugee situations. The data collected is limited to ODA, and to the engagement of four multilateral development banks. Outside these flows, many other donors exist, who either chose not participate in the OECD refugee financing survey, were not reached, or whose financing does not constitute ODA. Refugee hosting States themselves provide extensive contributions, including financial support and beyond, such as the use of their existing social service infrastructure in refugee hosting areas, land for hosting refugee settlements, security and rule of law. Apart from public financing, private sector engagement plays an increasingly important role and is not within the scope of this report.

Acknowledgements

The authors of this paper are Jens Hesemann, Senior Policy Advisor, Harsh Desai, Policy and Data Analyst, and Yasmine Rockenfeller, former Senior Policy Advisor, at the Crisis and Fragility Team at the OECD Development Co-operation Directorate (DCD), Global Partnerships and Policies Division (GPP). Mayumi Endoh, Acting Head of Division, and Cyprien Fabre, Team Leader, provided oversight for the financing survey and the analysis. The implementation of the survey benefited from the advice provided by the Financing for Sustainable Development (FSD) Division, including Yasmin Ahmad, Manager of the Data Collections Unit, and others. The members of the DAC International Network on Conflict and Fragility (INCAF) provided feedback and guidance on the key findings and contributed to shaping the report. The insights and expertise of the OECD Crisis and Fragility Team members, in particular Cushla Thompson and Jonathan Marley, provided important guidance for developing the analysis. The OECD launched the survey on financing for refugee situations in co-operation with UNHCR, and as a pledge to the GCR.

The authors gratefully recognise the 28 DAC members, 1 DAC participant, 4 multi-lateral development banks, and 3 other donor countries, who responded to the OECD refugee financing survey in 2020, notably Australia, Austria, Belgium, Canada, Chinese Taipei, the Czech Republic, Denmark, Estonia, the European Union Institutions, Finland, France, Germany, Greece, Hungary, Iceland, Ireland, Italy, Japan, Korea, Kuwait, Lithuania, Netherlands, Norway, Poland, Portugal, Slovak Republic, Slovenia, Spain, Sweden, Switzerland, United Kingdom, United States, the European Bank for Reconstruction and Development, the European Investment Bank, the Inter-American Development Bank, and the World Bank.

Table of contents

Abstract	2
Foreword	3
Acknowledgements	4
Abbreviations and acronyms	7
Executive summary	8
1 The state of financing for refugee situations	11
2 Bilateral official development assistance to refugee situations	15
3 Multilateral development banks' financing for refugee situations	26
4 Note on methodology	28
References	34
Notes	35

FIGURES

Figure 1.1. ODA to programmes and projects in ODA recipient countries, supporting refugees and hosting communities, including core contributions to refugee mandated agencies, 2018-19	12
Figure 1.2. Total ODA, 2018-19, including sub-sets of in-donor costs, and bilateral ODA to refugee situations	13
Figure 1.3. Global refugee population in 2019 by DAC income group (percentage of all refugees hosted by countries in the DAC income groups)	14
Figure 2.1. Top 20 bilateral donors to refugee situations, 2018-19	16
Figure 2.2. Bilateral ODA to refugee situations, by countries of asylum and origin, 2018-19	17
Figure 2.3. Country-allocable bilateral ODA to refugee situations in fragile and non-fragile contexts, 2018-19	18
Figure 2.4. Recipient regions of bilateral ODA to refugee situations, region and country-allocable financing, 2018-19	19
Figure 2.5. Top 20 recipient countries of bilateral ODA to refugee situations, country-allocable financing, 2018-19	20
Figure 2.6. Top 10 refugee hosting countries, and bilateral country-allocable refugee ODA allocations, 2018-19	21
Figure 2.7. Bilateral ODA to refugee situations by level of earmarking, 2018-19	22

Figure 2.8. Bilateral ODA to refugee situations by humanitarian and development financing, 2018-19	23
Figure 2.9. Bilateral ODA to refugee situations by humanitarian and development financing, by donor, 2018-19	24
Figure 2.10. Bilateral ODA to refugee situations by humanitarian and development financing, by recipient country, 2018-19	25

TABLES

Table 4.1. Additional comments on methodology or adjustments applied during the quality assurance and data cleaning process	29
---	----

Abbreviations and acronyms

CRRF	Comprehensive Refugee Response Framework
CRS	OECD Creditor Reporting System
CSO	Civil Society Organisation
DAC	Development Assistance Committee
DCD	OECD Development Co-operation Directorate
EBRD	European Bank for Reconstruction and Development
EIB	European Investment Bank
EU	European Union
GCR	Global Compact on Refugees
GPP	OECD DCD Global Partnerships and Policies Division
HDP Nexus	Humanitarian-Development-Peace Nexus
IADB	Inter-American Development Bank
IDA	World Bank International Development Association
IDP	Internally Displaced Person
IMF	International Monetary Fund
INCAF	International Network on Conflict and Fragility
IOM	International Organisation for Migration
MDB	Multilateral Development Bank
MENA	Middle East and North Africa region
NGO	Non-Government Organisation
OCHA	UN Office for the Coordination of Humanitarian Affairs
ODA	Official Development Assistance
OECD	Organisation for Economic Co-operation and Development
PPP	Public Private Partnership
TOSSD	Total Official Support for Sustainable Development
UNHCR	United Nations High Commissioner for Refugees
UNICEF	United Nations Children's Fund
UNRWA	UN Relief and Works Agency
UK	United Kingdom
USD	United States Dollar
WFP	United Nations World Food Programme

Executive summary

Forced displacement, including refugee flows, is a global phenomenon. Refugee and IDP protection deserves recognition as a global public good. As of 2020, 26.4 million people were refugees, 4.1 million people were seeking asylum, while an additional 48 million people were internally displaced. Despite COVID-related movement restrictions and pleas from the international community for a ceasefire that would facilitate the COVID-19 response, displacement continued to occur – and to grow. One in every 95 people in the world is forcibly displaced (UNHCR, 2021^[3]).

Financial “responsibility sharing” for hosting refugees, over and above regular ODA, is often subject to debate. ODA recipient refugee host countries underline the cost incurred and large remaining gaps in meeting the needs of refugees and host communities. Donor countries on their part point to the efforts made from already stretched aid budgets. The OECD refugee financing survey found that in 2018-19, 32 bilateral donors gave a total of USD 44.3 billion ODA to refugees and host communities, including USD 24.2 billion to ODA recipient countries, and USD 20.1 billion as “in-donor refugee costs” to DAC member States. Combined this represents 12.3% of all ODA world-wide in 2018-19. In addition, multilateral development banks (MDBs) reported at least USD 2.33 billion of financing for refugee situations, corresponding to some 9.6% of bilateral ODA to refugees and host communities. The slightly upward trend of financing for refugee situations in ODA recipient countries continued, while “in-donor refugee costs” continued to decrease.

Data on financing for refugee situations across the *HDP Nexus* was hard to find, difficult to collect, and incomplete. The first ever baseline of financing by major ODA donors is established with the 2020 OECD survey, mainly focussing on humanitarian and development financing, following a more limited initial survey covering 2015-17. Data on financial responsibility sharing for refugee situations will add increasing value over time, therefore the regularisation of data collection based on an agreed methodology will be an important next step. The scope of future data collection should ideally include a wider set of donors, and also less concessional financing. This will lead to a better understanding of collective results and trends in responsibility sharing for refugee protection.

Responsibility for hosting refugees was shared among the international community, but not evenly. The world’s top ten ODA recipient asylum countries hosted 50.1% of the world’s refugees, and received 42.3% of country-allocable refugee ODA financing to refugee situations in developing countries. However, the OECD observed an uneven distribution of ODA to refugee situations, resulting in a “responsibility-sharing gap” for some host countries, in particular Colombia, Pakistan, Iran, and Sudan. The Middle East region received by far the largest share of region and country-allocable bilateral ODA (45.1 %), while donors did not prioritise Sub-Saharan Africa, Asia and South America as much despite significant refugee and host community needs in these regions. DAC in-donor refugee costs by volume were almost equal (86%) to financing for refugee situations in ODA recipient countries, which hosted 86.6% of the world’s refugees.

The bulk of global responsibility sharing for refugees and hosting communities relied extensively on the support by three main DAC donors, the United States, Germany, and the European Union Institutions, who collectively provided almost two-thirds (63%) of all bilateral ODA to refugee situations. While their contributions cannot be highlighted enough, this limited set of key donors also demonstrates the continued fragility of responsibility sharing under the GCR. Efforts to broaden donor engagement across the globe should continue, including towards civil society and private sector, and through innovative approaches to financing refugee situations.

Donor earmarking of ODA continued to be the main feature of financing allocations to refugee situations, with 94% of all ODA to recipient countries earmarked at the regional or country level. The limited set of key donors combined with high levels of earmarking may contribute to reinforcing selective geographical repartition of financial flows to refugee situations. Only 6% of all ODA to refugee situations was provided in the form of core contributions to refugee-mandated agencies. These core contributions facilitate a flexible response to new displacement emergencies, and more even responsibility sharing, when mandated agencies use core contributions for forgotten, less mediated, or politically-sensitive refugee situations. Donors should continue to include core contributions in their refugee financing strategies.

In Least Developed, Low- and Middle-Income Countries, sharing already limited resources among refugees and host communities may affect poverty levels and development gains among both populations, especially when the response is under-resourced. Low levels of financing also have broader implications for the fragility risk of refugee hosting countries, and in turn increase the risk for secondary or new displacement movements. Financing strategies should achieve needs-based responsibility sharing for refugee situations, avoiding the “responsibility-sharing gap”. They should also continue to contribute to reducing fragility, for which efforts were made with 43% of country-allocable ODA to refugee situations in 2018-19 provided to fragile countries according to the OECD *States of Fragility* classification. Donors’ engagement in refugee situations in fragile contexts should be informed by conflict sensitivity assessments, including at sub-national level, and apply a careful *HDP Nexus* approach to help reduce existing fragilities across political, security, societal, economic, environmental and human dimensions.

Hosting refugees is as much a development co-operation as it is a humanitarian issue. This has been widely recognised and translated into policy. The GCR itself makes this point a priority, and DAC members developed an according Common Position through the International Network on Conflict and Fragility (INCAF) – (INCAF/OECD, 2019^[4]). Nevertheless, the majority of ODA (71%) to refugee situations was sustained by humanitarian aid in 2018-19. This meant that the reality of protracted refugee situations was largely addressed through short-term interventions, with the associated planning cycles and operational strategies.

The engagement of MDBs contributes to strengthening the development dimension of financing for refugee situations. There was evidence of significant MDB financing for refugee situations in 2018-19, yet comparatively limited in volume in relation to bilateral ODA. Beyond financing, the positive role of MDBs included substantial support to empirical analysis and refugee related policy development in refugee host countries, sharing of technical expertise, the introduction of innovative financing and operational strategies, and support to high-level political advocacy.

The application of an *HDP Nexus* approach in refugee situations means that development and peace financing should be made available from the onset of a refugee crisis, complementing humanitarian financing, as relevant and possible. In protracted situations, development funding takes on increasing importance for sustainable refugee protection, while humanitarian financing to vulnerable populations must continue. Supporting countries of origin to address the root causes of displacement across the *HDP Nexus* can help create favourable conditions for voluntary repatriation. If and when voluntary repatriation to the country of origin in safety and dignity is possible, additional development financing plays an important role in stabilising returnees and recipient communities.

Five key messages

Financing for refugee situations represented 12.3% of total official development assistance (ODA) in 2018-19, and included both financing for ODA recipient countries and in-donor costs. There is a clear commitment by ODA donors and multilateral development banks (MDBs) to share responsibility for refugee protection in the spirit of the Global Compact on Refugees (GCR).

1. Financing for refugee situations should be informed by situation specific strategies across the *Humanitarian-Development-Peace* Nexus, and integrated with broader development strategies. Responsibility sharing for refugees and host communities should be measured over time, based on an agreed upon methodology.

The largest regional share of country and region-allocable financing was provided to the Middle East (45%), while other regions were less prioritised, despite major refugee presence. Donors targeted financing to the top ten refugee host countries, but not evenly. Some host countries were affected by a “responsibility sharing gap” between the share of global refugees they hosted, and the share of global financing for refugee situations they received. Despite the large refugee population they hosted, these countries received much less financing than other major hosts.

2. More remains to be done in order to align practice with commitment, and share refugee protection responsibilities more evenly across refugee host countries, and regions according to the magnitude and needs of situations.

The bulk of responsibility sharing under the GCR relied heavily on the support by three DAC donors. The United States, Germany and EU Institutions provided almost two thirds, or 63%, of all financing in developing countries.

3. In order to reduce the risks associated with insufficient responsibility sharing under the GCR, the financing base should be diversified and broadened. Solutions for innovative financing approaches should be scaled up and tracked.

A significant share (43%) of country-allocable financing for refugee situations was provided to fragile countries. The vast majority (86.6%) of world’s refugee population are hosted by Least Developed, Low and Middle Income Countries.

4. Financing refugee situations also means reducing fragility, preserving, and/or achieving development gains. Further incentives should be created to include refugees in development strategies, at global, national, and sub-national levels.

The reality of protracted refugee situations was largely addressed through short-term humanitarian financing, which constituted 71% of all ODA financing for refugee situations in developing countries.

5. More needs to be done in terms of development and peace support for comprehensive refugee responses. Tangible guidance should be developed for *HDP Nexus* aligned strategy and financing in refugee situations.

1 The state of financing for refugee situations

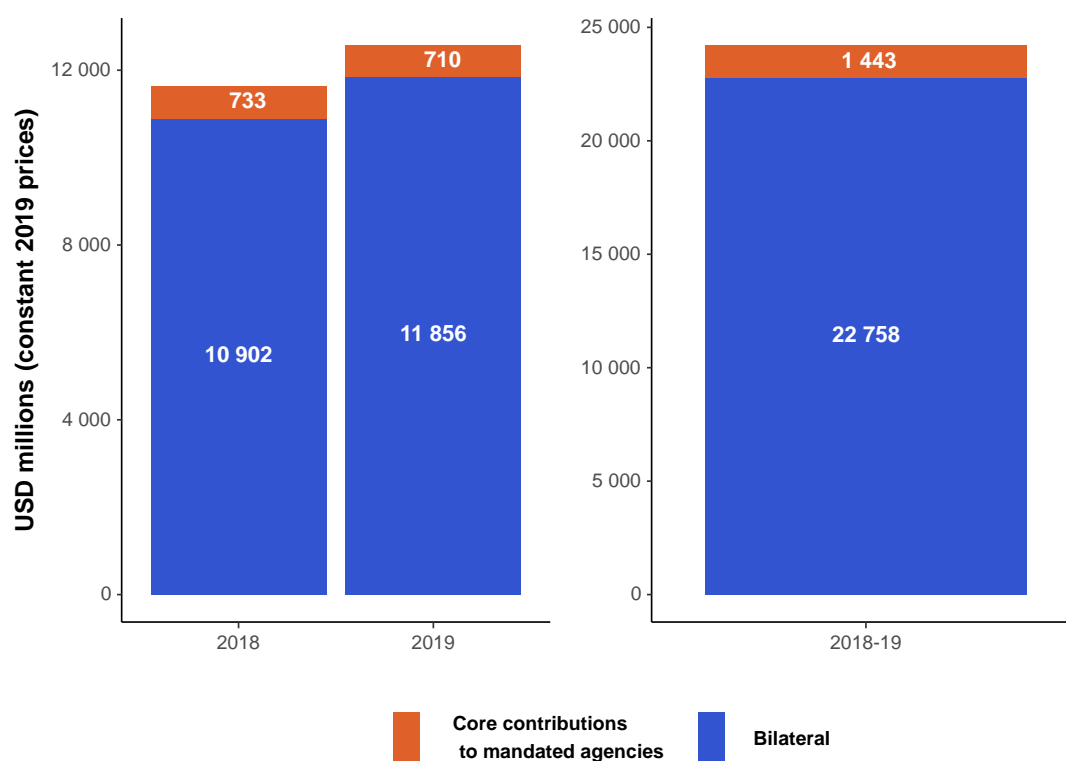
The inclusion of assistance to refugees and host communities in development co-operation strategies, and related financing flows, has been recognised as a good practice, and as a policy recommendation. At the same time, specific measurable *responsibility sharing* in view of the magnitude of the world's refugee situations is equally important. It is in this light that the OECD launched the refugee financing survey in 2020.

Beyond the volume of financing for refugee situations, quality matters. In 2019, the DAC International Network on Conflict and Fragility (INCAF) developed a Common Position on supporting comprehensive responses to refugee situations (INCAF/OECD, 2019^[4]), informed by the OECD policy paper on financing for refugee situations (OECD, 2019^[5]). The Common Position outlines seven principles applying to forced displacement situations:

1. Due to their protracted nature, refugee situations benefit from a nexus approach that includes humanitarian assistance, development and peace interventions from the outset of a crisis.
2. Support financing and coordination systems, tools and strategies that respond flexibly, where appropriate, to the needs of refugees and their hosts.
3. Financing for refugees and their hosts is most effective when it goes hand in hand with an enabling policy environment for protection in refugees hosting countries.
4. Support national and local service systems in refugees hosting areas through financing and capacity building.
5. Lending for refugee situations should be as concessional as necessary.
6. Promote interventions and host government policies that support refugee self-reliance.
7. Improve strategic co-ordination among key development, humanitarian and peace actors in refugee responses and increase engagement with non-traditional donors.

According to the 2020 OECD refugee financing survey, from 2018 to 2019, bilateral donors gave a total of USD 24.20 billion in ODA to programmes and projects¹ that support refugees and their host communities, including USD 22.76 billion bilateral ODA and USD 1.44 billion ODA in core contributions to refugee mandated agencies such as UNHCR and the UN Relief and Works Agency (UNRWA), among others.² The positive upward trend of ODA financing for refugee situations continued, as already observed during the 2018 OECD refugee financing survey (OECD, 2018^[6]). From USD 11.64 billion in 2018, financing for refugee situations increased by 8% to USD 12.57 billion in 2019 (Figure 1.1). In total, 32 bilateral ODA donors provided financing for refugee situations in 2018 and 2019. Refugee situation financing in developing countries combined with in-donor refugee costs, or what DAC donor countries spent on hosting refugees during the first 12 months after reception, represents 12.3% of all global bilateral ODA in 2018-19 (Figure 1.2). Financing for refugee situations therefore constitutes an important aspect of ODA, and needs to be informed by transparent, dedicated evidence and data-driven policies and strategies.

Figure 1.1. ODA to programmes and projects in ODA recipient countries, supporting refugees and hosting communities, including core contributions to refugee mandated agencies, 2018-19



Source: OECD Refugee Financing Survey 2020.

Multilateral Development Banks provided at least USD 2.33 billion³ of financing for refugees and host communities in 2018 and 2019. However, estimated MDB financing may partially overlap with bilateral ODA, as bilateral donors may have reported part of this funding already. It may also include non-ODA components less concessional in character, reported as financing for refugee situations.

Beyond financing, the majority of DAC members (at least 80%) made concrete pledges towards the implementation of the Global Compact on Refugees.

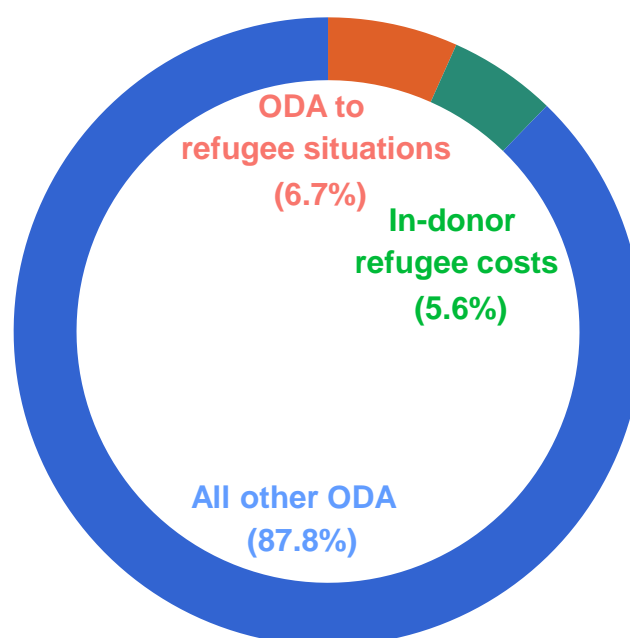
Beyond volumes of financing, 24 DAC members reported making pledges towards the implementation of the Global Compact on Refugees, including financial support (20), resettlement places and third country solutions (17), development of refugee specific policies (15), refugee specific technical assistance to developing countries (9), and in-kind aid (2). Donors reported some progress towards improving the quality of financing for refugee situations. For example, 17 DAC members reported applying an *HDP Nexus* approach in refugee situations, although actual financing flows in 2018-19 were not fully aligned with this policy commitment, given that humanitarian financing was not the last resort but most prevailing modality. One third of all bilateral respondents reported supporting local systems through financing or other efforts.

While the majority of the world's refugees are hosted by ODA recipient countries, the volume of in-donor refugee costs was almost equal to the volume of financing to ODA recipient countries.

In-donor refugee costs as per ODA criteria were close to refugee financing provided to ODA recipient countries, or equivalent to 88.2% of bilateral ODA for refugee situations in developing countries. While DAC member in-donor refugee costs have continued to decrease since 2017, this financing remains a significant

share of total ODA (5.6% or USD 20.1 billion in 2018-19) (Figure 1.2). As of end 2020, DAC members collectively hosted 3.3 million people in asylum (UNHCR, 2021^[7]), or 11.3% of the world's refugee population, including registered refugees, UNRWA registered refugees from the Near East, and Venezuelans displaced abroad. ODA recipient countries on the other hand hosted 86.6% of the world's refugees⁴ (UNHCR, 2021^[7]) (Figure 1.3) and received USD 22.76 billion of bilateral ODA financing for refugee situations. In terms of per capita refugee financing, DAC members have financed at a much higher level for refugees they hosted in their countries, and less for refugees and host communities in developing countries. Relative price levels, or the real cost of assistance operations, were high in some DAC member and ODA recipient countries. The development context in a given refugee hosting country should be a factor for prioritising or targeting aid flows for refugees and host communities. In Least Developed, Low and Middle Income Countries, sharing already limited resources among refugees and host communities may affect poverty levels and development gains among both populations, when the response is under-resourced.

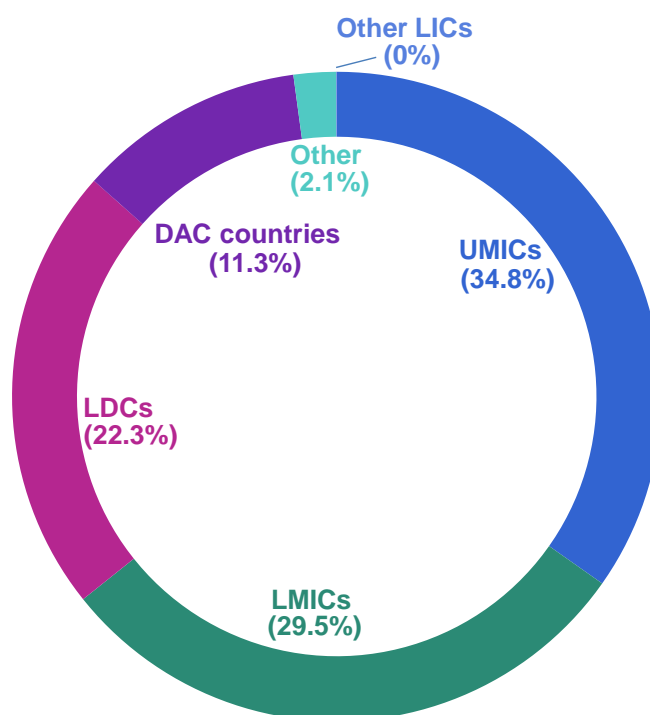
Figure 1.2. Total ODA, 2018-19, including sub-sets of in-donor costs, and bilateral ODA to refugee situations



Source: OECD CRS; OECD Refugee Financing Survey 2020.

The findings of the survey show a clear commitment to the Global Compact on Refugees, three years after its adoption, and the political momentum behind the forced displacement agenda. However, more remains to be done in order to align commitment with practice and share refugee protection responsibilities more evenly with refugee hosting countries. Certain countries and regions receive the largest share of refugee financing, while large refugee situations are prevalent on all continents, as observed in the second chapter of this report. The uneven distribution of refugee financing reflects an orientation towards active and mediated crisis situations, favouring shorter-term humanitarian responses. With forced displacement often protracted over decades (World Bank, 2019^[8]), more remains to be done to achieve balanced financing across the *HDP Nexus*. In terms of timing, there is scope to mobilise more development resources and political dialogue early on in refugee crisis. This will not only facilitate sustainable refugee protection, but also further the agenda of achieving durable solutions for refugees from the onset of a crisis, including socio-economic integration and self-reliance in the country of asylum, among other solutions such as complimentary pathways, resettlement, and eventually voluntary repatriation.

Figure 1.3. Global refugee population in 2019 by DAC income group (percentage of all refugees hosted by countries in the DAC income groups)



Note: LDCs: Least Developed Countries; LICs: Lower Income Countries which are not LDCs; LMICs: Lower Middle Income Countries and Territories which are not LDCs; UMICs: Upper Middle Income Countries and Territories which are not LDCs; DAC: Development Assistance Committee; includes registered refugees, UNRWA registered refugees, and Venezuelans displaced abroad.
Source: UNHCR Refugee Data Finder; DAC classification of country income groups.

Data on financing for refugee situations across the Humanitarian-Development-Peace Nexus was hard to find, difficult to collect, and incomplete. The first ever baseline has been established with the 2020 OECD survey. Data collection should continue regularly based on an agreed upon methodology.

This report provides the first baseline analysis on ODA humanitarian and development financing for refugee situations. Specific data on the peace component of the *HDP Nexus* was not collected by the 2020 refugee financing survey, but likely constitutes a sub-set of development financing in most cases. The underlying data was not available in any one financial data collection system, neither in the CRS, TOSSD, nor in humanitarian funding appeal funding tracking systems, which only capture the humanitarian dimension of the *HDP Nexus*. Incomplete sub-sets of data were known. Prior to this analysis, it was not possible to assess how humanitarian and development funding streams come together, and where possible gap lie. The data had to be collected through a special survey outside regular data collection systems.

The findings of the OECD refugee financing survey add value to a better understanding and management of refugee situations, and to global responsibility sharing under the GCR. The value of the analysis will be greater when continued over time, allowing stakeholders to assess trends, patterns, gaps, and the impact of financing policies. The GCR identifies as a good practice the inclusion of assistance for refugees and host communities in broader development strategies. Therefore, ideally data collection on financing for refugee situations is integrated with existing development financial tracking systems such as the CRS and/or the TOSSD. This should be underpinned by a methodology agreed upon by all financing providers, and would benefit from broad donor participation, including multilateral development banks.

2 Bilateral official development assistance to refugee situations

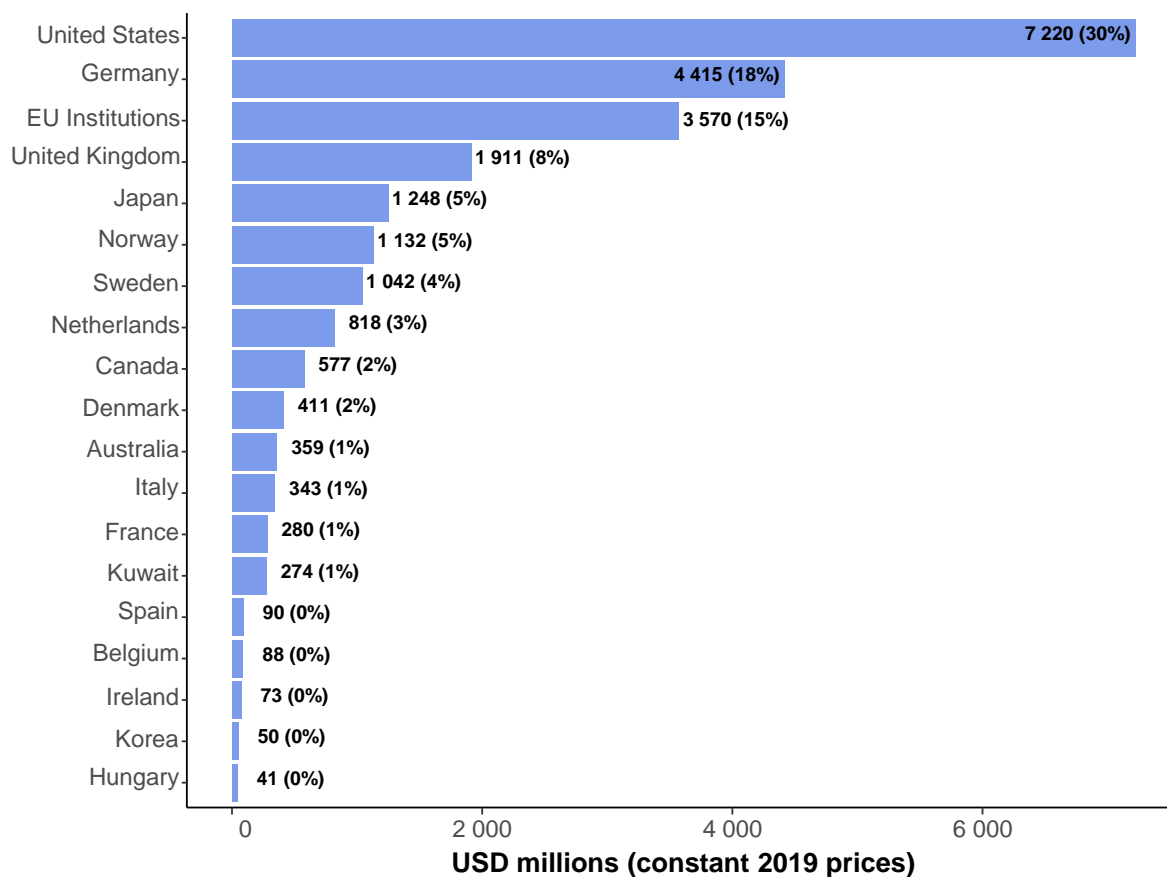
The bulk of financial responsibility sharing through ODA under the Global Compact on Refugees relies heavily on three donors only.

Almost two thirds (63%) of all ODA, including bilateral flows and core contributions to refugee-mandated organisations, to refugees and their hosting communities in 2018-19 was provided by three DAC members.⁵ The United States constituted the single largest refugee ODA donor country, followed by Germany, and the EU Institutions (Figure 2.1). This small set of key refugee financing providers is significant in several ways. Above all, these three donors support most of the financial responsibility sharing through ODA under the Global Compact on Refugees. Other EU Member States combined financed another 14% of all ODA to refugee situations. The Europe region combined, including EU Member States, EU Institutions, Switzerland and the UK, carried some 60% of all ODA to refugee situations, which made this region the largest regional refugee ODA donor.

This concentration of responsibility sharing among few actors demonstrates the fragility of the overall responsibility sharing system of the GCR, should any of the small group of major donors undergo a major policy change. Furthermore, this can reinforce a tendency towards selective geographical repartition of refugee financing. Driven by donor priorities, as most refugee ODA financing flows bear some kind of earmarking, either at regional, country, or project level.

Outside North America and Europe, Japan was the largest refugee ODA donor to refugee situations, supporting 5.2% of all responsibility sharing. The participation of Kuwait in the 2020 OECD refugee financing survey represents important evidence that the donor base and commitment to refugee situations is broader than the traditional DAC donor base. Kuwait was the only non-DAC respondent from the Middle East region in the 2020 OECD refugee financing survey, and contributed 1.1% of all ODA to refugees and host communities.

Figure 2.1. Top 20 bilateral donors to refugee situations, 2018-19

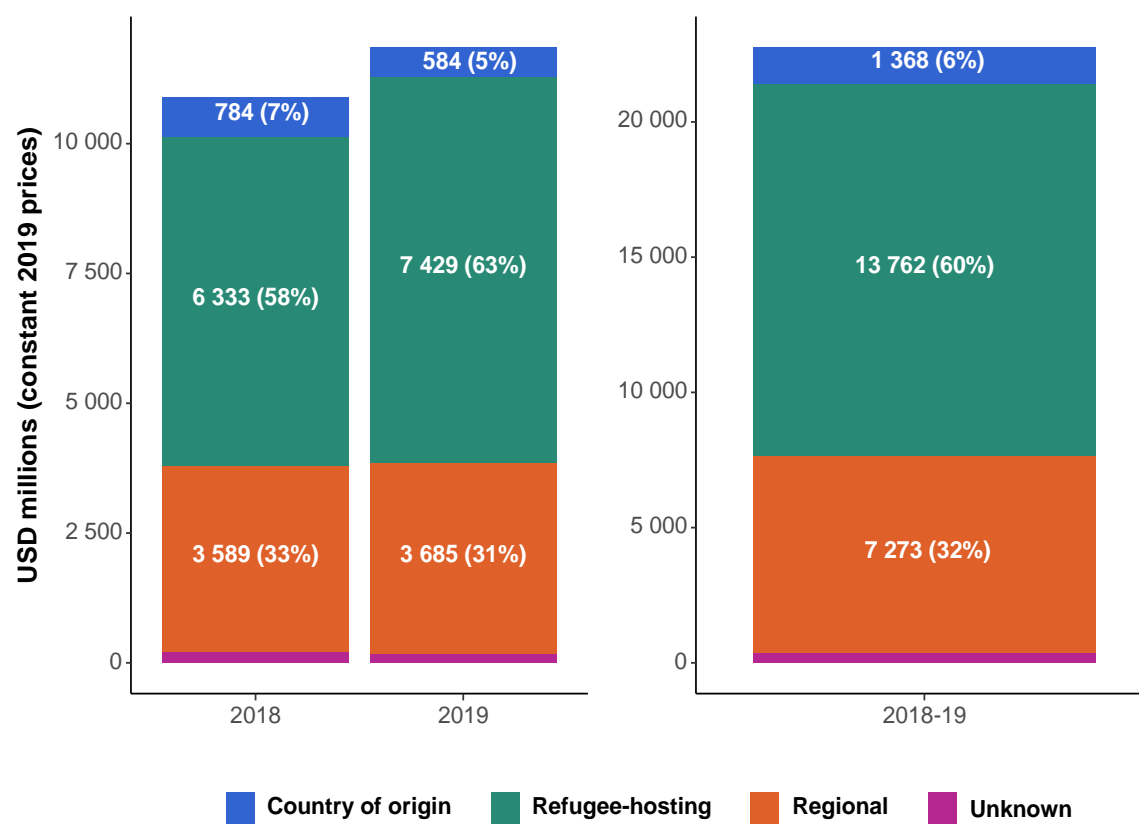


Source: OECD Refugee Financing Survey 2020.

Refugee hosting countries received more financing than voluntary return situations in countries of origin. This reflects the reality of the global refugee situation in 2018-19.

The 2020 OECD survey considered both financing for refugee hosting countries, and for countries of origin, when it comes to the return of refugees. 60% of all financing for refugee situations in 2018/19 was provided to refugee hosting countries, while donors directed 6% in support of refugee return to countries of origin (Figure 2.2). This observation does not take into account the final allocation of financing reported by donors at regional level (32%), which also has reached, in unknown proportions, either hosts or countries of origin.⁶ Some countries were both hosts and countries of origin at the same time. Given the protracted nature of refugee situations, and given that voluntary refugee return was a solution for comparatively few refugees (837 000 refugee returnees in 2018-19), the emphasis on financing refugee hosting situations largely aligns with needs. However, if and when voluntary repatriation in safety and dignity to the country of origin is possible, commensurate financing does play an important role in stabilising returnees and recipient communities, and in ensuring that this preferred durable solution remains sustainable. In addition, supporting countries of origin to address the root causes of displacement across the *Humanitarian-Development-Peace Nexus* can help create favourable conditions for voluntary repatriation.

Figure 2.2. Bilateral ODA to refugee situations, by countries of asylum and origin, 2018-19

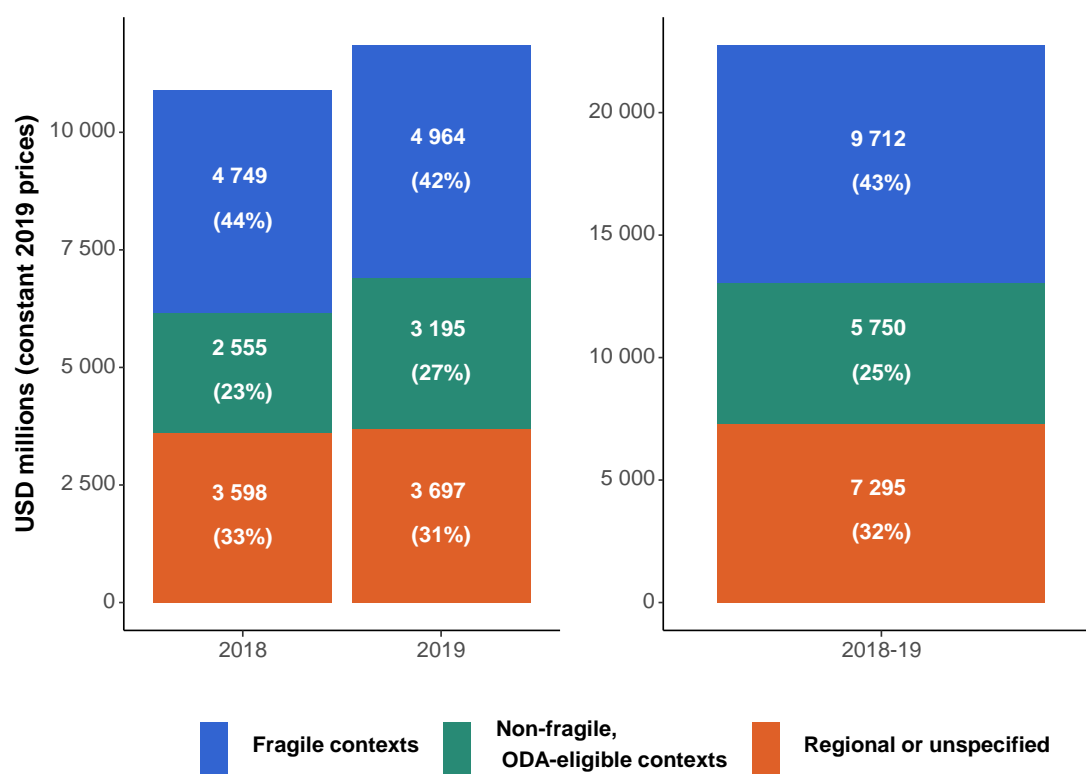


Source: OECD Refugee Financing Survey 2020.

Financing refugee situations means financing fragile contexts and can contribute to reducing fragility.

Based on the 2020 OECD States of Fragility classification of fragile contexts (OECD, 2020^[9]), fragile contexts received the largest share (43%) of country-allocable ODA financing for refugee situations in 2018-19. Only 25% of all financing was provided to non-fragile ODA-eligible contexts (Figure 2.3). This corresponds with the magnitude of refugee presence in fragile States, which hosted half of the world's refugees in 2019. In addition, 18.4 million refugees also originated from fragile States. Three of the top five refugee hosting countries in development contexts were considered fragile in 2019: Pakistan, Uganda, and Sudan (Marley and Desai, 2020^[10]). This increases the need and cost for external aid to achieve minimum standard refugee protection in fragile contexts. As observed by the OECD's Fragility and Agenda 2030 working paper, "it is important to examine relationship between protracted displacements, unresolved conflicts, and potential peace activities and to do so in parallel with humanitarian and development responses to displacement in the contexts where refugees are living" (Marley and Desai, 2020^[10]). At the same time, the need for conflict sensitive and *do no harm* approaches to financing is ever more important in fragile contexts. Donors' engagement in fragile contexts should therefore be informed by conflict sensitivity assessments, including at subnational level, and apply a careful *Humanitarian-Development-Peace Nexus* approach to help reducing existing fragilities across political, security, societal, economic, environmental and human dimensions.

Figure 2.3. Country-allocable bilateral ODA to refugee situations in fragile and non-fragile contexts, 2018-19

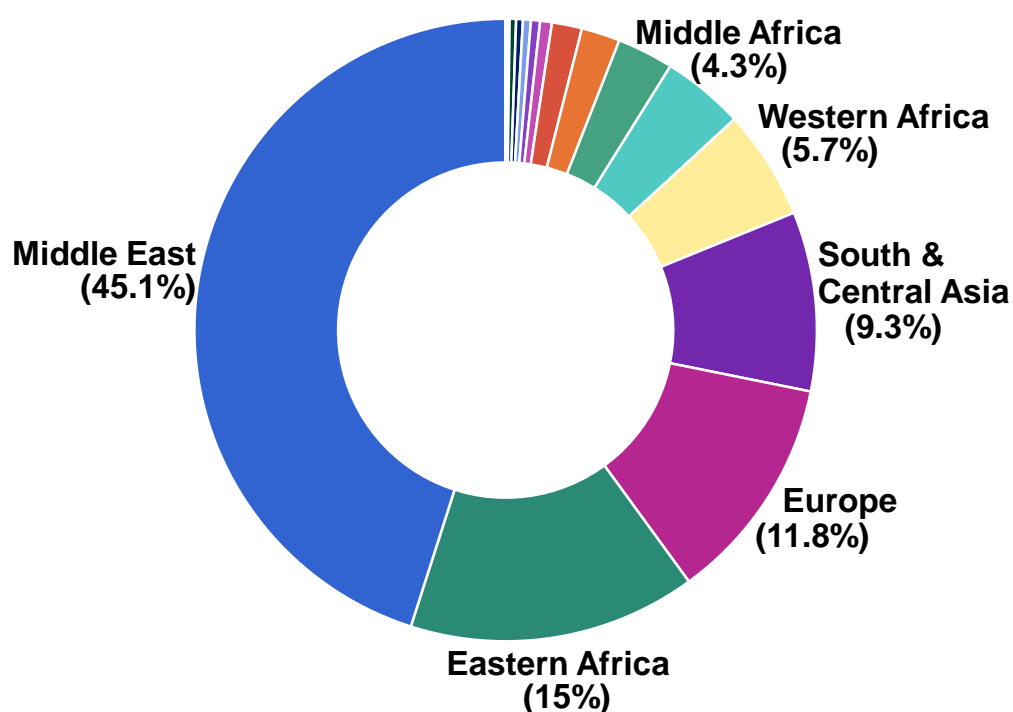


Source: OECD Refugee Financing Survey 2020; OECD (2020^[9]), *States of Fragility 2020*, <https://dx.doi.org/10.1787/ba7c22e7-en>.

Almost half of all refugee financing was provided to the Middle East region alone.

The Middle East was by far the largest recipient region of financing, receiving 45% of region and country allocable ODA for refugees and host communities (Figure 2.4). Within the region, most financing was provided to the Syria crisis, followed by the Yemen and Iraq refugee situations. In terms of country level allocations, Turkey, an Upper Middle Income Country, was the single largest recipient of country-allocable refugee ODA with 11.6% of all ODA to refugee situations, followed by Jordan (10.3%), Lebanon (10.3%), and Syria (9.5%). Among the top ten recipients of financing for refugee situations in 2018-19, only two are in Asia (Bangladesh and Afghanistan), while only one is in Sub-Saharan Africa (Uganda) (Figure 2.5). This means that most of the financial responsibility sharing has reached the MENA region, while Sub-Saharan Africa, South America, and Asia (with the exception of country-level financing to Afghanistan and Bangladesh) were not prioritised despite significant refugee and host community assistance needs. The lack of financing for certain refugee situations is also a reflection of strategic priorities in development financing, and of political context. Low levels of financing have broader implications for the fragility risk of refugee hosting countries, and in turn increase the risk for secondary displacement movements.

Figure 2.4. Recipient regions of bilateral ODA to refugee situations, region and country-allocable financing, 2018-19

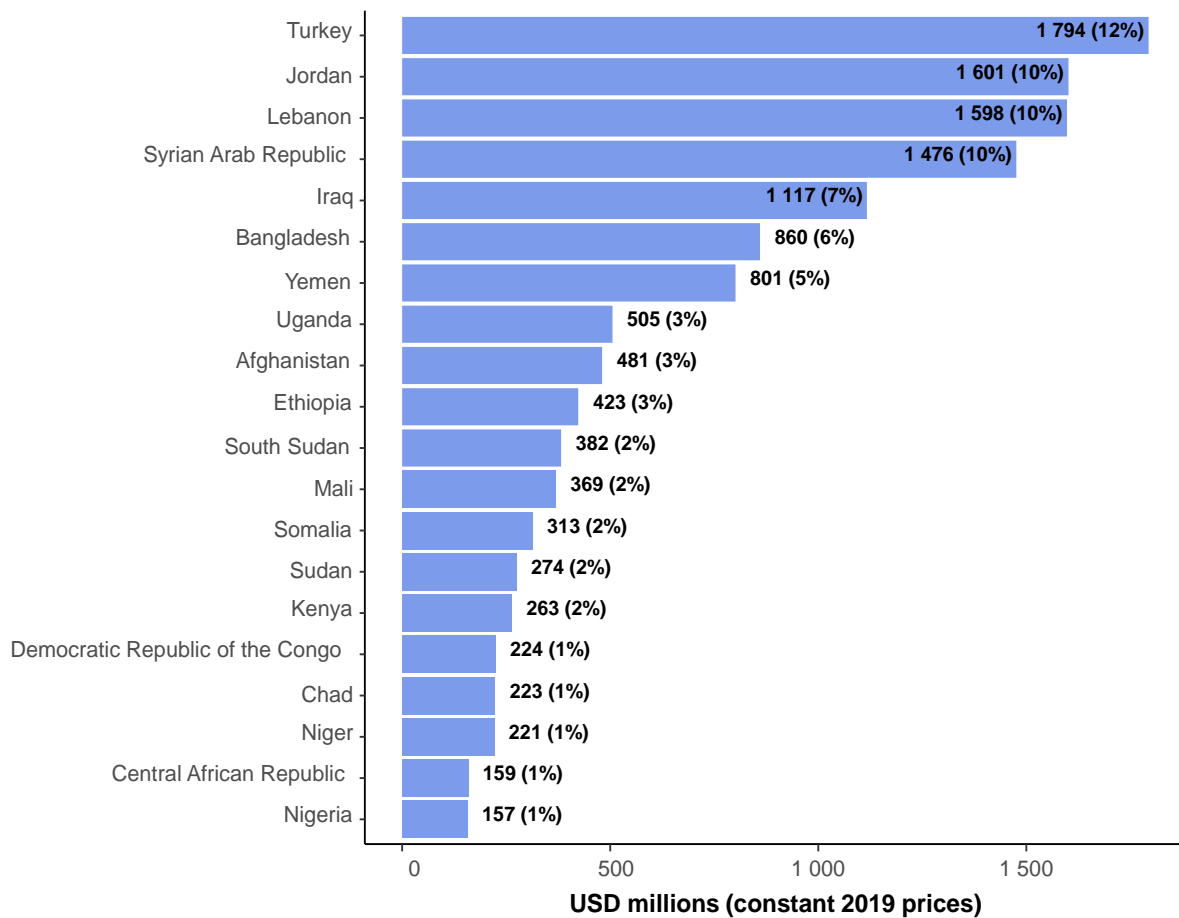


Source: OECD Refugee Financing Survey 2020.

The top ten refugee hosting ODA recipient countries were supported significantly, but not evenly.

The top 10 refugee hosting ODA-eligible countries received 42.3% of all country-allocable refugee ODA financing to developing countries. They hosted 50.1% of the world's refugees.⁷ Despite relative commensurate responsibility-sharing in the aggregate, country-level comparisons reveal uneven ODA financing for refugees and host communities relative to the number of refugees hosted.⁸ With the exception of Turkey and Ethiopia, funding was generally not commensurate to the share of the global refugee population⁹ hosted by a country (Figure 2.6). The countries with the largest "responsibility sharing gap" included Colombia, Pakistan, Iran, and Sudan in descending order, among others. While funding allocations to refugees and host communities, and to countries of origin, are complex and need to be determined by a wide set of criteria, including different real cost levels per country, ODA donors did not allocate the volume of financing evenly based on the magnitude of the refugee situation. From the responsibility sharing perspective, it is important to take into account the magnitude of refugee situations globally, including protracted and less mediated situations. Combined with real cost levels, and factors across all dimensions of fragility in refugee hosting countries, financing strategies should achieve even needs based responsibility sharing for refugee situations, and should contribute to reducing fragility.

Figure 2.5. Top 20 recipient countries of bilateral ODA to refugee situations, country-allocable financing, 2018-19

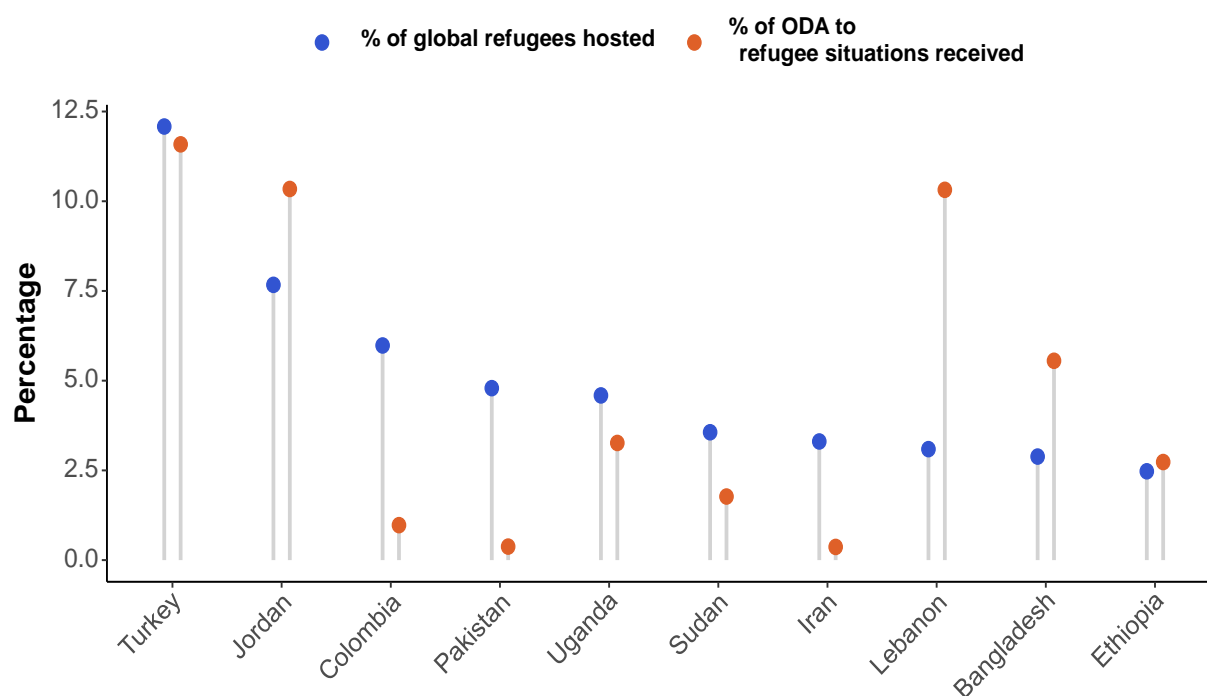


Source: OECD Refugee Financing Survey 2020.

While almost 90% of bilateral ODA donors provided core funding to mandated agencies, most financing for refugee situations was earmarked.

The large majority of ODA providers to refugee situations took steps to reduce earmarking as per Grand Bargain commitment. Twenty-six out of 32 bilateral donor respondents to the 2020 OECD refugee financing survey reported core funding to mandated agencies working on refugee protection and assistance. Recipient mandated agencies included UNHCR, UNRWA, IOM, and the Danish Refugee Council, among others. However, the volume of financing in the form of core contributions was comparatively limited in scope. The largest share (64%) of ODA financing for refugee situations was earmarked at country level or below, while 30% of resources were earmarked at regional level, and only 6% was provided in the form of core contributions to mandated agencies (Figure 2.7). OECD observed an increase in the proportion of earmarked funding, as the entire increase in financing for refugee situations from 2018 to 2019 took the form of funding earmarked at country level or below. The volume of core contributions remained unchanged.

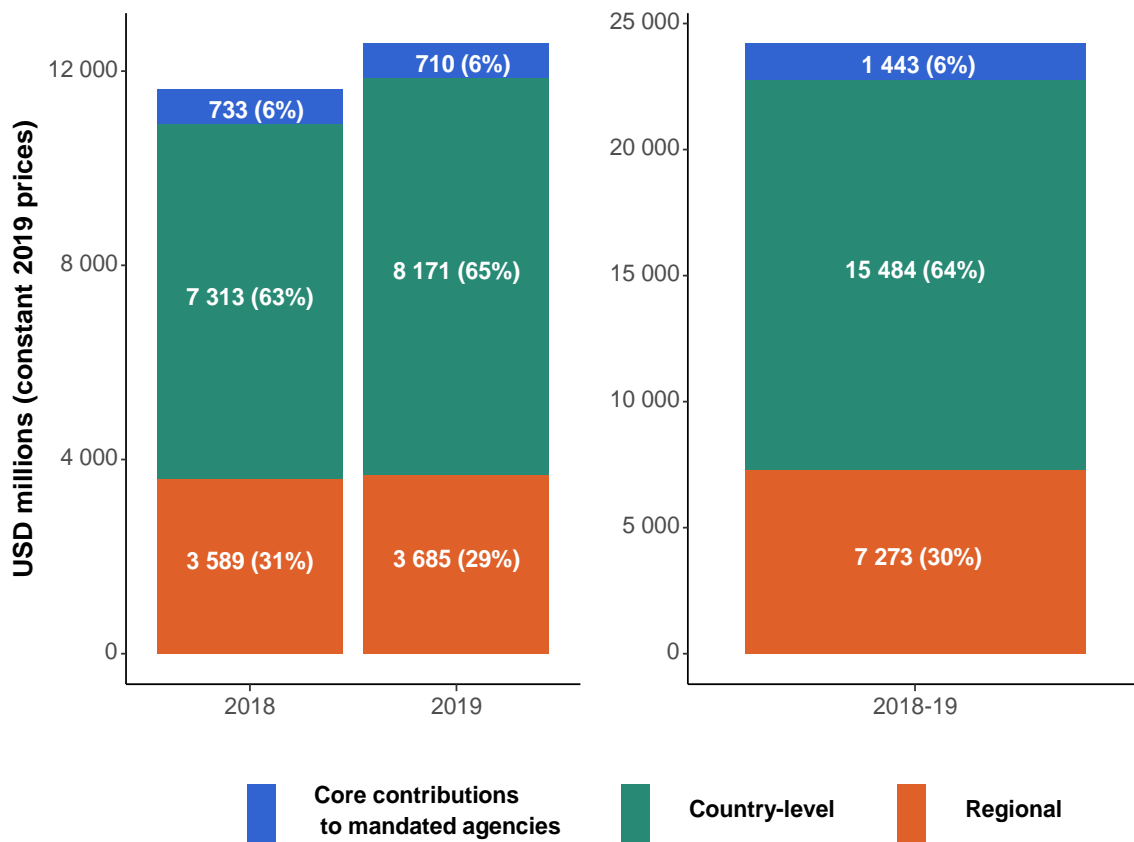
Figure 2.6. Top 10 refugee hosting countries, and bilateral country-allocable refugee ODA allocations, 2018-19



Source: OECD Refugee Financing Survey 2020; UNHCR (2021^[7]), Refugee Data Finder, <https://www.unhcr.org/refugee-statistics-uaat/download/?url=m8NsEk>.

Core contributions are significant in several ways for the global system of responsibility sharing for refugee situations. They facilitate flexible responses to fast evolving refugee emergencies, as stipulated under principle two of the INCAF Common Position on comprehensive responses to refugee situations (INCAF/OECD, 2019^[4]). For example, the UNHCR internal emergency reserve to kick-start early responses to new emergency situations is endowed by core contributions. In addition, core contributions are an important risk mitigation measure to ensure that financing reaches “forgotten” refugees and hosting communities, and thereby contribute to more even global responsibility sharing. When donors cannot or do not wish to directly fund certain refugee situations, mandated agencies step in using core contributions. This is particularly relevant to meet the needs of refugee and host populations in sensitive political contexts where bilateral co-operation can be constrained. For these reasons, core funding to refugee-mandated organisations should continue to constitute one element of donors’ financing strategies.

Figure 2.7. Bilateral ODA to refugee situations by level of earmarking, 2018-19



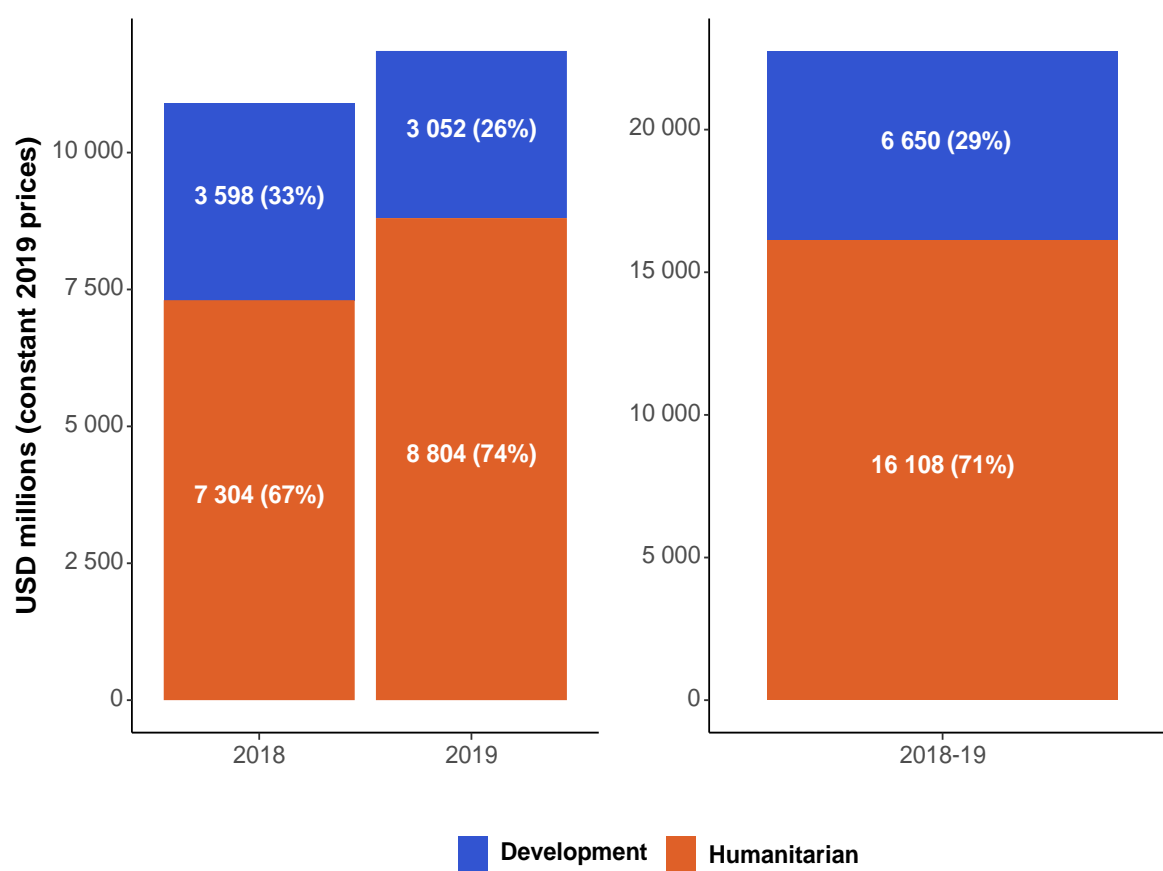
Source: OECD Refugee Financing Survey 2020.

Financing for refugees and hosting communities remained essentially short-term and was largely sustained by humanitarian aid.

Support to refugee and host populations, and easing pressure on refugee hosting countries, is as much a matter for longer-term development co-operation, as it is for humanitarian aid (OECD, 2019^[5]). (UNHCR, 2018^[1]) The Global Compact for Refugees calls for responsibility sharing along these lines. The DAC Recommendation on the *Humanitarian-Development-Peace Nexus* calls for an approach that supports prevention always, development wherever possible, and humanitarian action when necessary (OECD, 2019^[11]). The Common Position of the DAC International Network on Conflict and Fragility, adopted in 2019, recalls that refugee situations benefit from an *HDP Nexus* approach that includes humanitarian assistance, development and peace interventions from the outset of a crisis (INCAF/OECD, 2019^[4]).

Nevertheless, over two thirds (71%) of bilateral ODA to refugee situations in 2018-19 was humanitarian financing (Figure 2.8). Furthermore, the share of development bilateral financing for refugee situations decreased by seven percentage-points from 2018 to 2019. The overall increase in ODA to refugee situations was largely due to the increase in humanitarian financing.¹⁰

Figure 2.8. Bilateral ODA to refugee situations by humanitarian and development financing, 2018-19

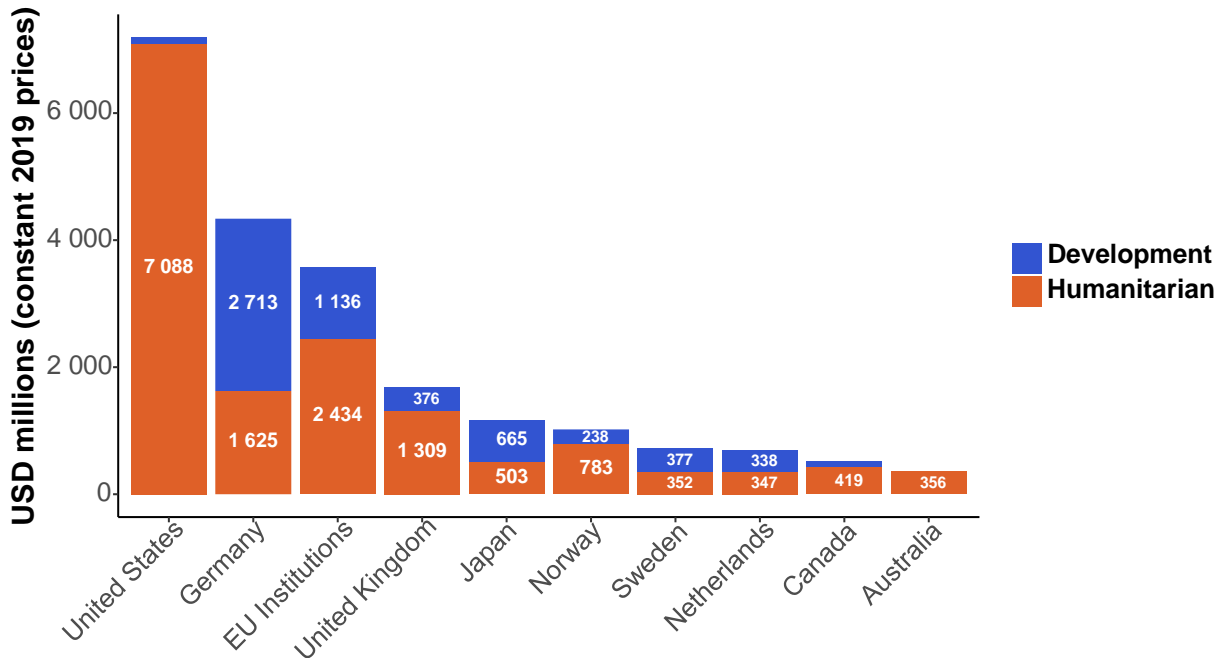


Source: OECD Refugee Financing Survey 2020.

The nature of individual donor engagement in refugee situations differed substantially. Out of the top ten ODA donors to refugee situations, three DAC members took steps towards financing in line with *HDP Nexus* principles and provided a significant share of their support in the form of development financing, specifically Germany (63%), Japan (57%), and Sweden (52%). On the other hand, the single largest ODA donor to refugee situations, the United States, almost entirely focussed on humanitarian financing, constituting 99% of the US support to refugees and hosting communities (Figure 2.9).

Looking at the mix of humanitarian and development financing from the ODA recipient country perspective (Figure 2.10), the three largest recipients of humanitarian financing were Turkey, Syria, and Lebanon. In terms of development financing, Jordan, Iraq and Lebanon received the largest volumes. Jordan and Iraq were the only countries which received more development financing than humanitarian support. All of countries on the top 10 recipient list of bilateral ODA to refugee situations faced protracted refugee situations. Context, needs and donor decisions in these countries nevertheless led to a very diverse financing picture.

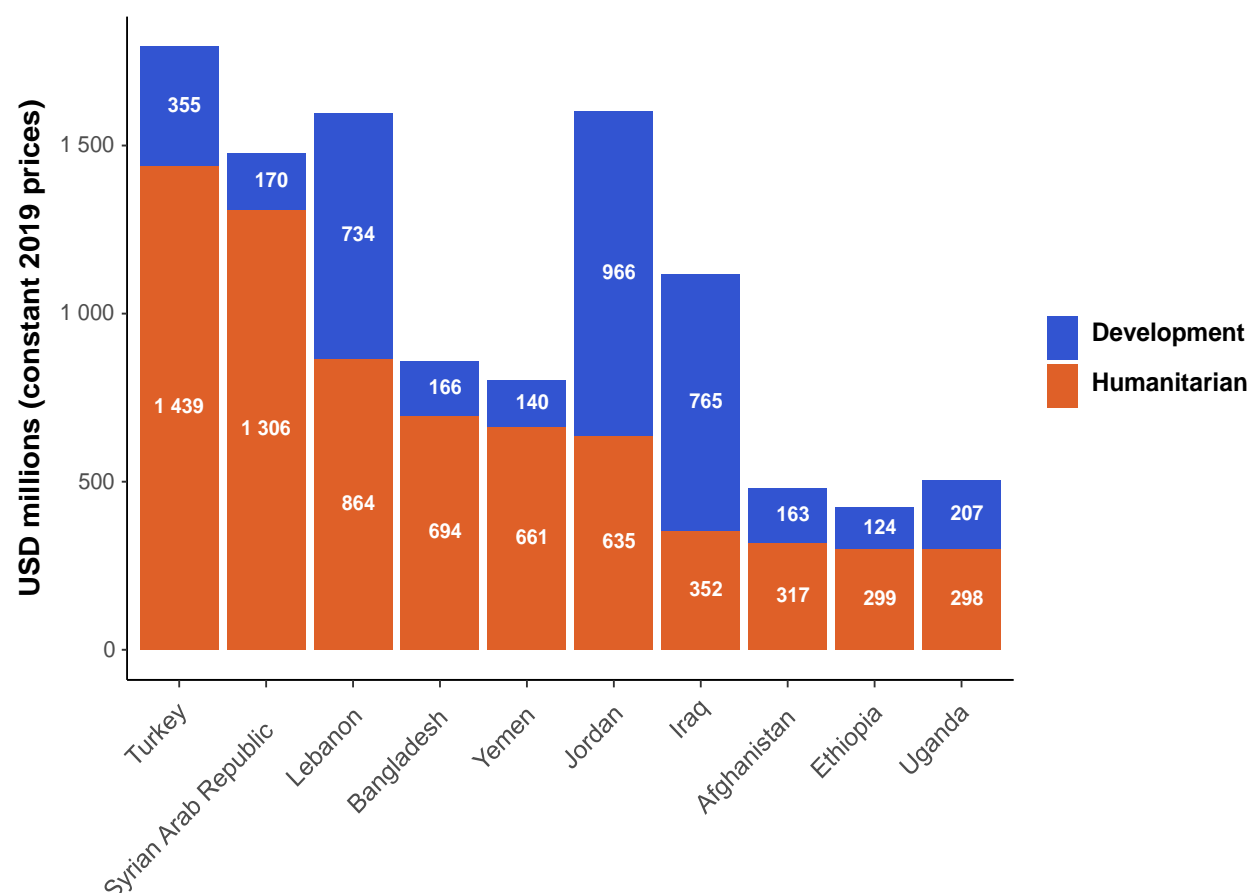
Figure 2.9. Bilateral ODA to refugee situations by humanitarian and development financing, by donor, 2018-19



Source OECD Refugee Financing Survey 2020.

The financing trend for refugee situations at large continues to be short-term and humanitarian, as already observed by the 2018 OECD survey on financing refugee-hosting contexts (OECD, 2018^[6]). This pattern of ODA financing to refugee situations in 2018-19 meant that the longer running challenge of protracted refugee situations was largely addressed through short-term interventions, planning cycles, and related operational strategies. The risk for the sustainability of support to refugees and host communities therefore remained. At the same time, humanitarian needs in most displacement situations are real and not fully covered. Humanitarian aid in certain situations constitutes the only politically acceptable approach to support refugees and host communities.

Figure 2.10. Bilateral ODA to refugee situations by humanitarian and development financing, by recipient country, 2018-19



Source: OECD Refugee Financing Survey 2020.

The benefits of a longer-term development co-operation approach for refugee situations have been thoroughly documented and translated into policy. The application of an *HDP Nexus* approach in refugee situations means that development and peace financing should be made available from the onset of a refugee crisis, anchored in national development strategies of the recipient country, and complementing humanitarian financing in a targeted way, especially in view of the specific communities and areas hosting refugees. Over time, as and when a refugee situation becomes protracted, development funding takes increasing importance for sustainable refugee protection. Such an application of the *HDP Nexus* was not fully evident in the reality of refugee financing in 2018-19, as several large protracted refugee situations continued to receive mainly humanitarian financing (Figure 2.10).

3 Multilateral development banks' financing for refugee situations

The role of multilateral development banks (MDBs) in refugee situations was significant, including beyond financing, and contributed to strengthening the development dimension of financing for refugee situations.

Although migration and forced displacement do not necessarily constitute an explicit part of each MDBs' mandate, human mobility and its drivers are closely intertwined with the MDBs' intention to provide long-term responses to complex development challenges. MDBs are increasingly engaged in the context of protracted crises. MDBs support both displaced populations (refugees and IDPs) and the communities hosting them, to mitigate vulnerabilities and build resilience in countries of origin and transit. Overall, MDBs' engagement in refugee situations contributes to strengthening the development dimension of financing for refugee situations.

The MDBs established the MDB Coordination Platform on Economic Migration and Forced Displacement. The Platform underlines the MDBs' commitment to approach migration and forced displacement as a collective and includes the following MDBs: African Development Bank (AfDB), Asian Development Bank (AsDB), European Bank for Reconstruction and Development (EBRD), European Investment Bank (EIB), Inter-American Development Bank (IADB), Islamic Development Bank (IsDB) and the World Bank Group (WBG).

According to the OECD 2020 refugee financing survey, to which four members of the MDB Coordination Platform responded (EBRD, EIB, IADB and the World Bank), MDBs were significant actors in financing refugee situations. They provided at least USD 2.33 billion of financing for refugees and host communities from 2018 to 2019. This estimate of MDBs' financing is equivalent to 9.6% of bilateral ODA to refugee situations, including to refugee hosting countries and countries

of origin. Not all of MDBs' financing qualifies as ODA, as MDB financing may include lending in non-concessional terms. Financing reported by the MDBs may also include volumes already reported by bilateral ODA donors.

The World Bank was by far the largest MDB financing provider to refugee situations with at least USD 1.24 billion over the two years. The World Bank financing includes the *International Development Association (IDA) Sub-Window for Refugees and Host Communities* in 2018 and 2019, as well as the *Global Concessional Financing Facility*. The European Investment Bank (EIB) primarily engaged via its *Economic Resilience Initiative*, among other programmes. EBRD financing focused primarily on municipal infrastructure under the *Municipal Resilience Refugee Response Framework*, targeting host communities and refugee populations in Turkey and Jordan. An example of innovative refugee financing approaches among the MDBs is the EBRD's private sector-centred support to the largest microfinance institution in Jordan. The initiative facilitates access for Syrian refugees and host community members to finance via unsecured loans, a portfolio guarantee, and capacity building package, to offer a comprehensive refugee lending product suite founded on strong risk management principles.

Beyond financing, MDBs provide substantial support to empirical analysis and refugee related policy development in refugee hosting countries, share technical expertise, introduce innovative financing and operational strategies, and support high-level political advocacy. For example, in 2018, the World Bank conducted a refugee and host communities household survey in Uganda, complementing existing data on refugees with deeper insights into their socio-economic status. The World Bank - UNHCR *Joint Data Center on Forced Displacement* was established in 2017 to systematically manage and close gaps in forced displacement data, including socio-economic data.

4 Note on methodology

The purpose of the OECD 2020 refugee financing survey was to:

- (i) Provide an evidence base for informing donor financing policies and strategies for refugees, hosting communities, and durable solutions.
- (ii) Contribute to measuring progress against five (5)¹¹ out of the fifteen (15) indicators of the GCR Indicator Framework (UNHCR, 2019^[2]) through an approximation of DAC members' and non-DAC providers' ODA contributions to refugee situations; in line with the OECD DAC commitment at the Global Refugee Forum;
- (iii) Contribute to measuring the gaps in international co-operation in line with the responsibility sharing goal of the Global Compact on Refugees, paragraph 103, through the Measuring Impact process;
- (iv) Identify trends on beyond-aid efforts by DAC and other providers since the adoption of the Global Compact on Refugees.

General guidelines included:

Members and other providers should give answers that reflect only ODA spent in countries that are on the list of countries/territories of asylum (refugee hosting countries) and countries of origin as per the UNHCR Global Trends Report 2019 and in countries/territories of asylum under the mandate of UNRWA, only if they are also on the DAC List of ODA recipients for reporting on aid in 2018/2019 and 2020 (OECD, 2021^[12]). A total of 137 countries satisfy these criteria.

- Members and other providers are asked to report on ODA to self-defined geographic areas/regions as well, which were then mapped manually, during the data quality assurance process, to the list of geographic regions specified by the OECD-CRS based on the information provided by the donor and to the most disaggregated regional grouping possible.
- To avoid double-counting, ODA by country or by organisation should not be reported by geographic area/region and vice versa.
- To avoid double-counting, ODA to country-level and regional-level pooled funds should only include the individual member/provider contribution.
- Members and other providers who already report to the TOSSD on the same indicators can use the relevant data collected in this survey and vice versa.
- Members and other providers should not report on in-donor refugee costs. The data on in-donor refugee costs for this report was extracted separately from the OECD Creditor Reporting System, for the same time-period 2018-19.
- Members and other providers should give answers that reflect ODA in disbursement terms and in current prices of their local currency.
- The survey questions are not open-ended. However, in addition to noting financial allocations to the countries/geographical areas and/or organisations selected, members can note information (text) in the dedicated boxes or any additional information in the "other" boxes and use a separate page as they see fit.
- Answers can include ODA going to programmes and projects, pooled funds and core contributions going to, or for the benefit of, refugees, refugee-returnees and host communities in line with the ODA eligibility criteria in the methodological note.

Table 4.1. Additional comments on methodology or adjustments applied during the quality assurance and data cleaning process

Type of comments (General or by survey respondent)	Comments on methodology or adjustments applied during the QA/data cleaning process
General	<p>Survey respondents: Overall there were 36 respondents to the survey: 28 DAC members, 4 non-DAC members and 4 multilateral development banks (MDBs).</p>
General	<p>Years of reporting: The data for all five indicators have been collected for the years 2018 and 2019. The data for the first six months of 2020 was only provided by a few donors. The reason is that larger donors can often not report at mid-year, and the answer to this question in the survey was optional due to the timing of the survey.</p>
General	<p>Some countries did not distinguish between ODA going to countries of asylum (CoA) and ODA to countries of origin (CoO). In such cases, the donors either reported most/all of their contributions as benefitting 'countries of asylum' or labelled them as 'Unknown'. To the extent possible, during data quality assurance process, the OECD tried to attribute these unknown flows to their correct categories; in instances that they were not attributable, the flows were assigned to an "unknown" category under "country-type".</p>
General	<p>Allocation type (countries of asylum vs. origin): Countries of asylum and countries of origin have been drawn from the UNHCR and UNRWA lists for 2018, 2019 and 2020 only if they are also on the DAC ODA Recipient Country list (updated Feb 2021 for reporting on 2020 flows). Occasionally, donors would incorrectly assign a country as a country of asylum or country of origin; in this case, the OECD followed-up with donors to ensure a correct assignment. In the few cases where donors did not respond to the follow-up, the OECD manually reassigned countries and territories to their correct category using the UNHCR/UNRWA lists for the corresponding year, to the extent possible.</p>
General	<p>Broad caveats on reporting: Making a distinction between different population groups proved to be challenging and at times may have led to overestimation of budgets. Survey participants had difficulties to identify ODA flows (projects/programmes, pooled funds, core contributions) based on status. A few donors have specifically pointed to the fact that they had difficulties to select expenses based on status, and in certain cases, they included a select number of countries in their entire humanitarian expenses (blanket reporting). The methodology recommended that survey respondents include only those expenditures that are for the benefit of (direct and indirect) refugees, asylum seekers, refugee returnees persons in refugee-like situations and host communities, if these expenses can be clearly distinguished from expenses benefitting other population groups such as migrants and IDPs alone. If expenses could not be distinguished, as interventions took an area-based approach in the refugee hosting area, expenses benefitting all population groups could be reported. To the extent possible, the OECD attempted to correct for potential over inflation in the data quality assurance process.</p>

General	<p>Core contributions: In the QA process, the OECD removed all but the following organisations that received core multilateral support from donors, since these organisations had a clear refugee mandate: UNHCR, UNRWA, Danish Refugee Council, IOM, and World Bank-UNHCR Joint Data Centre on Forced Displacement. Expenditures towards core contributions/support (type of aid “B01/B02” in the DAC/CRS code list are eligible, if funds are given without earmarking to refugee mandated agencies such as UNHCR and UNRWA or to NGOs, CSOs, other private bodies, PPPs and research institutes whose principle activity is to provide assistance/support to refugees and host communities.</p>
General	<p>Reporting methods: Members used in-house methods to approximate ODA going to refugee situations, when the “marker approach” in the methodology was too time intensive. In-house methods consisted mainly of using key words in their own databases and to a lesser extent in the CRS in order to identify projects/programmes and trust funds/pooled funds that target refugee situations. This was then followed by a scanning exercise undertaken by thematic experts and/or field representations, as well as a consideration of specific budget lines or categories of funding that were directly relevant to benefitting host communities and refugees in refugee situations.</p>
General	<p>Multilateral development banks (MDBs): The MDBs have each reported very differently, and many of their contributions are not entirely ODA-eligible. In order to avoid double counting and reflect their contributions adequately, this report has analysed bilateral contributions to refugee situations and included a separate section detailing MDBs' contributions.</p>
General	<p>Exchange rates and deflators: All survey responses were reported in local currencies. The OECD made two adjustments: (1) converting local currencies into dollar-denominated data using OECD exchange rates, and – where necessary (such as in the case of Kuwait) – exchange rates from the IMF's International Financial Statistics, "National Currency Per U.S. Dollar, Period Average, Rate"; (2) applying DAC deflators with 2019 as a base year, using the OECD's methodology for the application of DAC Deflators (https://www.oecd.org/dac/financing-sustainable-development/development-finance-standards/informationnoteonthedacdeflators.htm). In the case of non-DAC donors, the OECD used the "Total DAC" deflator as per standard best practice.</p>
General	<p>Regional standardisation: respondents reported details on their regional allocations in one of two ways: (1) specifying a region or sub-region or (2) specifying a list of countries. To facilitate cross-donor comparison of regional flows, the OECD manually standardised regional names into regional classifications corresponding to the OECD's DAC-CRS code list and aligning with OECD best practices. In the case of #2, if all countries listed in a given row of data corresponded to a single region, that region name was assigned. If countries in a given row of data corresponded to different regions, the most specific regional possible was chosen that accommodated all of the countries/possible regions specified (e.g. if countries fell in both 'East Africa' and 'West Africa' but also fell in Sub-Saharan Africa, 'Sub-Saharan Africa, regional' was used). In the case of #1, the OECD mapped donor-reported regions to the standardised classification provided in the DAC-CRS code list, to the extent possible. If the reported name was 'Global' or referred to global programming, the classification, "Developing countries, unspecified" was used. A detailed list of assignments is available upon request.</p>
General	<p>The following standardisations have been made: 1) of country names, using the OECD-CRS code list; 2) of organisation names in the 'core contributions' file, reflecting refugee-mandated agencies and organisations with primary objective to respond to refugee needs only; (3) of region names; and (4) implementing of exchange rates and deflation to convert local currencies to constant 2019 USD prices.</p>

General	The OECD checked the accuracy and completeness of survey responses through several automated checks in the data QA phase – any discrepancies or errors were raised to the donors' attention for correction, where possible.
Australia	Minor, manual corrections were made in the data QA phase on two rows of data to account for a small error in reporting related to the sum of humanitarian and other ODA equalling 'total ODA' (A + B = C).
Belgium	Belgium did not report country-allocable ODA to refugee situations, only core contributions. Following outreach, the OECD asked Belgium to do a keyword search on their PRISMA database to identify relevant projects/programmes, with the following filters retained: (1) only projects that had 'refugees' in the keyword; (2) manual mapping of Belgium's reported allocation categories to those found in the survey; (3) removal of EU-related entries to avoid duplication. These adjustments provided an estimate of Belgium's response.
Canada	No further adjustments made from original survey response.
Chinese Taipei	Reported currency as USD.
Czech Republic	No further adjustments made from original survey response.
Denmark	No further adjustments made from original survey response.
Estonia	No further adjustments made from original survey response.
European Union	No further adjustments made from original survey response. Note that the EU Institutions reported principal/significant markers for every single field of the survey response, but for the sake of consistency with the rest of the dataset and donors, the OECD only reported those markers where relevant.
Finland	The OECD uncovered minor tabulation errors in the original survey response during the data QA/cleaning phase; following further correspondence, the donor corrected these errors.
France	No further adjustments made from original survey response.
Germany	<p>In their survey response, Germany noted, "The following figures for humanitarian ODA include overall humanitarian assistance for people in need in the respective country, in the understanding that these funds also contribute to the overall ability of the affected country to dedicate resources for refugees, host communities and returnees.</p> <p>The following figures for "other ODA" relate to activities funded by the Federal Foreign Office and the Federal Ministry for Economic Cooperation and Development (BMZ) including, transitional development assistance as well as to development-oriented funding specifically designated to refugee/forced displacement situations in the respective country. Expenditures are also including IDP-related funding, as budget allocation cannot be disaggregated between target groups, including IDPs, refugees and host communities. Further, as all of our contributions are benefitting host communities (regardless of displacement and/or returnee context) and as the majority of our projects do not distinguish between various subgroups of forcibly displaced persons and/or returnees, we listed all ODA under "ODA to Refugee Hosting Countries" or "ODA to Geographic Areas/Regions". Hence, table Q2 may include countries that are typically not (only) refugee hosting countries, but IDP and/or returnee hosting countries. Q4 was left unanswered, as none of our ODA contribution is directed only to refugee returnees.</p>

Greece	Greece sent the following CRS codes and OECD extracted the related projects for 2018 and 2019: (i) 2018 CRS ID nr, Facility for Refugees in Turkey aid programme is 2018000004; (ii) 2019 CRS ID codes concerning the 2 tranches to the Facility for refugees in Turkey are 2019000100 and 2019000101. As EU Trust Funds were removed from individual member countries and integrated into the EU response, these contributions were reflected, but under EU Institution reported funding.
Hungary	Reported currency as USD.
Iceland	No further adjustments made from original survey response.
Ireland	No further adjustments made from original survey response.
Italy	The OECD uncovered minor tabulation errors in the original survey response during the data QA/cleaning phase; following further correspondence, the donor corrected these errors/in two instances, the OECD corrected these errors ourselves when the adjustment was clear beyond a reasonable doubt.
Japan	No further adjustments made from original survey response.
Korea	No further adjustments made from original survey response.
Kuwait	Minor, manual correction to a tabulation error in the original survey response was made during the data cleaning process.
Lithuania	Reporting for 'Nagorno-Karabach (South and Central Asia)' has been re-classified to a regional project under 'South & Central Asia, regional'.
Netherlands	Netherlands did not add country-specific details to their humanitarian ODA reported under 'column A' of the survey response. Rather, all humanitarian ODA was reported as, "Global Humanitarian Assistance, Crisis-specific". These rows were reclassified as regional programmes with a standardised name of, 'Developing countries, unspecified' following OECD conventions.
Norway	1 - Norway in its methodology explained in the survey response included blanket reporting covering all humanitarian assistance to a list of countries. The OECD checked the CRS for all ODA to the recipient countries mentioned by Norway (blanket reporting) in 2018 and 2019. In addition, in parallel a text scraping methodology was applied to look at humanitarian ODA for refugee situations in 2018 and 2019 for these countries. 2 - None of the 'additional columns' beyond total ODA values are reported; 3 - Amounts are in NOR 1 000s. OECD adjusted this in the script to represent full amounts rather than adjusted to 1 000s.
Poland	No further adjustments made from original survey response.
Portugal	No further adjustments made from original survey response.
Slovenia	The OECD uncovered minor tabulation errors in the original survey response during the data QA/cleaning phase; following further correspondence, the donor corrected these errors.
Spain	Spain reported flows to the, "Sahrawi people". The recipient name was standardised to "Western Sahara", reported by UNHCR as a territory of origin.

Sweden	As noted previously, Sweden reported a subset of countries and territories for which 'it did not have resources to distinguish between them being 'refugee-hosting' or 'country of origin', based on the guidance provided in the original methodological notes of the survey. Absent further guidance from the donor, the OECD classified these countries as 'Unknown' under the 'Allocation type' column to reduce any potential for bias.
United Kingdom	The OECD identified minor tabulation errors in the original survey response during the data QA/cleaning phase, which were corrected based on additional descriptive information provided in the survey response.
United States	No further adjustments made from original survey response, except the exclusion of flows reported to 'Micronesia', as it is neither a refugee-hosting country nor country of origin in 2018, 2019, or 2020.

References

- INCAF/OECD (2019), *INCAF Common Position in Supporting Comprehensive Responses in Refugee Situations*, <https://www.oecd.org/dac/conflict-fragility-resilience/humanitarian-financing/INCAF-common-position-on-supporting-comprehensive-responses-in-refugee-situations.pdf>. [4]
- Marley, J. and H. Desai (2020), "Fragility and Agenda 2030: Navigating shocks and pressures in fragile contexts", *OECD Development Co-operation Working Papers*, No. 82, OECD Publishing, Paris, <https://dx.doi.org/10.1787/65d5cb9c-en>. [10]
- OECD (2021), *OECD DAC List of ODA Recipients 2018 to 2020*, https://www.oecd.org/dac/financing-sustainable-development/development-finance-standards/DAC_List_ODA_Recipients2018to2020_flows_En.pdf. [12]
- OECD (2020), *States of Fragility 2020*, OECD Publishing, Paris, <https://dx.doi.org/10.1787/ba7c22e7-en>. [9]
- OECD (2019), *DAC Recommendation on the Humanitarian-Development-Peace Nexus*, <https://legalinstruments.oecd.org/en/instruments/OECD-LEGAL-5019>. [11]
- OECD (2019), *Financing for refugee situations*, OECD Publishing, Paris, <https://dx.doi.org/10.1787/02d6b022-en>. [5]
- OECD (2018), *Financing Refugee-Hosting Contexts*, <https://doi.org/10.1787/22220518>. [6]
- UNHCR (2021), *Global Trends 2020*, UNHCR. [3]
- UNHCR (2021), *Refugee Data Finder*, <https://www.unhcr.org/refugee-statistics-uat/download/?url=m8NsEk>. [7]
- UNHCR (2019), *GCR Indicator Framework*, <https://www.unhcr.org/5cf907854.pdf>. [2]
- UNHCR (2018), *Global Compact on Refugees*, https://www.unhcr.org/gcr/GCR_English.pdf. [1]
- World Bank (2019), *2019 update: How long do refugees stay in exile? To find out, beware of averages*, <https://blogs.worldbank.org/dev4peace/2019-update-how-long-do-refugees-stay-exile-find-out-beware-averages>. [8]

Notes

¹ This also includes ODA financing provided to country level pooled funds in refugee hosting ODA recipient countries.

² Core contributions to refugee mandated agencies included UNHCR, UNRWA, IOM, DRC, and the UNHCR – World Bank Joint Data Centre. Some donors also reported core contributions to WFP, UNICEF and OCHA, among others. The latter core contributions were however not included since it is assumed that the majority of unearmarked core contributions to WFP, UNICEF and OCHA will not be utilised for assisting in refugee situations. However, earmarked ODA reported by some bilateral donors may include earmarked donations to WFP, UNICEF and other agencies for refugee situations.

³ Based on data from the World Bank, IADB, and EBRD only. The EIB provided additional financing of at least USD 0.875 billion which benefited refugees and host communities, however largely as non-ODA flows.

⁴ Including registered refugees, UNRWA registered refugees from the Near East, and Venezuelans displaced abroad, as of end 2019.

⁵ Financing for ODA recipient countries only, excluding in-donor costs.

⁶ In addition, for 2% of all bilateral ODA financing to refugee situations in developing countries the classification as “refugee hosting” or “country of origin” could not be determined.

⁷ Including registered refugees, UNRWA registered refugees from the Near East, and Venezuelans displaced abroad, as of end 2019.

⁸ Including registered refugees, UNRWA registered refugees from the Near East, and Venezuelans displaced abroad, as of end 2019.

⁹ Including registered refugees, UNRWA registered refugees from the Near East, and Venezuelans displaced abroad, as of end 2019.

¹⁰ The financing by Multilateral Development Banks was not taken into account in this analysis of bilateral ODA, given the possible double counting of reported financing flows. MDB financing may include elements already reported by bilateral donors. The being said, if added, and likely most of the financing reported by MDBs is additional to bilateral flows, MDB financing increases the volume of development financing to refugee situations.

¹¹ Five indicators of the Global Compact on Refugees Indicator framework to measure progress against two GCR objectives (1 and 4) include:

- Flows of official development assistance (ODA) provided to, or for the benefit of refugees and host communities in refugee hosting countries (1.1.1a);
- Number of donors providing ODA to, or for the benefit of, refugees and host communities in refugee-hosting countries (1.1.2);
- Proportion of ODA provided to, or for the benefit of refugees and host communities, channelled to national actors in refugee-hosting countries (1.2.1);
- Flows of ODA provided to, or for the benefit of, refugee returnees in the country of origin (4.1.1);
- Number of donors providing ODA to, or for the benefit of, refugee returnees in the country of origin (4.1.2).