

For Official Use**English - Or. English**

24 March 2023

COUNCIL**Council****REPORT ON THE IMPLEMENTATION OF THE OECD
RECOMMENDATION ON ESTABLISHING AND IMPLEMENTING
POLLUTANTS RELEASE AND TRANSFER REGISTERS****(Note by the Secretary-General)****JT03515081**

1. This document presents, in its Annex, a Report by the Chemicals and Biotechnology Committee (CBC) on the implementation of the OECD Recommendation on Establishing and Implementing Pollutants Release and Transfer Registers (PRTRs) [[OECD/LEGAL/0440](#)] (hereafter, the “Recommendation”), including on the implementation of its substantive provisions, its dissemination and its continued relevance. The Report also includes conclusions on whether the Recommendation requires revision or whether further actions to support its dissemination and implementation are necessary.
2. The CBC approved the Report and its transmission to Council to be noted and declassified by written procedure on 3 March 2023 [[ENV/CBC/WRPR\(2023\)3](#)]. Once declassified, it will be included on the [online Compendium of OECD Legal Instruments](#) and prepared for publication.

Background

3. The Council adopted the OECD Recommendation on Implementing Pollutant Release and Transfer Registers (PRTRs) [[OECD/LEGAL/0284](#)] in 1996 [[C\(96\)41/FINAL](#)], and revised it in 2003 [[C\(2003\)87](#)]. When the Recommendation was revised in 2003, the number of countries with an operating PRTR, whether Adherents or not, was only 14, although many Adherents were in the process of setting one up, as acknowledged in the 2007 Report on the implementation, dissemination, and continued relevance of the Recommendation by the Environment Policy Committee [[C\(2007\)21](#)].
4. Since then, the number of countries with a PRTR has dramatically increased and, in 2016, 34 Adherents had an operational PRTR [[ENV/JM\(2018\)11](#)]. Adherents with established PRTRs have continued to improve their PRTRs and to increase the dissemination of PRTR data. With the widespread development of PRTRs, experience and knowledge from implementation has accumulated, followed by the identification of best practices.
5. Considering the situation above, in 2016, the Joint Meeting of the Chemicals Committee and the Working Party on Chemicals, Pesticides and Biotechnology (now the CBC) started a review process with a view to facilitating the further implementation of PRTRs, and providing coherent guidance for Adherents, especially those establishing and revising their PRTRs, and eventually generate high quality and compatible PRTR data across all Adherents (see [ENV/JM/M\(2016\)1](#) as well as the CBC Standard-Setting Action Plan in [ENV/JM/WRPR\(2016\)83](#)). The work resulted in the adoption by Council on 10 April 2018 of the OECD Recommendation on Establishing and Implementing Pollutant Release and Transfer Registers (PRTRs) [[OECD/LEGAL/0440](#)], which abrogated and replaced the previous PRTR Recommendation. The Recommendation is open to non-Member adherence and the current number of Adherents is 40.¹
6. The Recommendation instructs the CBC to “monitor the implementation of this Recommendation in consultation with the Environment Policy Committee, and report to Council five years from the date of its adoption and regularly thereafter” (Section XII).
7. This Report aims to provide an assessment of key activities undertaken to disseminate and implement the Recommendation, as well as its continued relevance. It also proposes appropriate actions moving forward, including conclusions identifying areas for further work to improve implementation and dissemination.

¹ All OECD Members, as well as Brazil and Bulgaria.

Methodology

8. The main tool used to collect information on the implementation, dissemination, and continued relevance of the Recommendation was a questionnaire that was developed by the Working Party on Pollutant Release and Transfer Registers (WP-PRTRs) [[ENV/CBC/PRTR\(2021\)2/REV1](#)], and circulated to the Adherents to the Recommendation in December 2021.
9. 37 Adherents² as well as the European Union (EU) provided responses to the questionnaire (they are collectively referred to as “the Respondents”). The EU, while not an Adherent, provided responses to the questionnaire considering that the EU has the E-PRTR (European Pollutant Release and Transfer Register) regulation, which covers EU Member States.
10. Additionally, supplementary information was gathered through literature reviews and interviews with delegates.

Process

11. The Report was presented at the meeting of the WP-PRTRs on 15 September 2022, and delegates were invited to provide further comments by 23 September 2022 [[ENV/CBC/PRTR\(2022\)1/REV1](#)]. It was submitted to Environment Policy Committee (EPOC) for consultation and to the CBC for discussion at its November 2022 meeting.
12. The Report has then been revised to reflect the received comments and approved by the WP-PRTRs by written procedure [[ENV/CBC/PRTR\(2022\)1/REV2](#)]. It was then submitted to the CBC for approval by written procedure by 3 March 2023 [[ENV/CBC/WRPR\(2023\)3](#)].
13. Following its approval, the Report is now transmitted to the OECD Council, via the Executive Committee, to be noted and declassified. On that occasion, the Council may invite the CBC to take further follow-up actions to support the dissemination and implementation of the Recommendation on the basis of the Report. The proposed actions set out below were presented to the CBC when it approved the Report [[ENV/CBC/PRTR\(2022\)1/REV2](#), para. 29].
14. After declassification by the OECD Council, a link to the Report will be included in the public webpage of the Recommendation on the [online Compendium of OECD Legal Instruments](#). In order to support and facilitate the implementation and dissemination of the Recommendation, the Report will also be prepared as a publication.

Summary

Implementation

15. The aggregate questionnaire responses suggest that Adherents have made significant and ongoing efforts to implement the Recommendation:

² Australia, Austria, Belgium, Bulgaria, Canada, Chile, Colombia, Costa Rica, Czech Republic, Denmark, Estonia, Finland, France, Germany, Hungary, Ireland, Israel, Italy, Japan, Korea, Latvia, Lithuania, Luxembourg, Mexico, the Netherlands, New Zealand, Norway, Poland, Portugal, Slovak Republic, Slovenia, Spain, Sweden, Switzerland, Türkiye, the United Kingdom and the United States.

- Most Adherents have already established an operational PRTR, which defines all the components described in the Recommendation.;
 - Adherents which have operational PRTRs have implemented them in accordance with all the aspects of the Recommendation;
 - Evaluations and revisions have been successfully made by Adherents on a periodical basis or based on regulatory priorities, feedback from stakeholders, national legislative activities, and technological advances.
16. However, some improvements that Adherents could address further in implementing the Recommendation are found in the questionnaire responses in terms of (i) PRTR data application and (ii) International comparability of PRTR data.

PRTR data application

17. The questionnaire result identified that, while all Respondents use data for measuring environmental performance and progress, they are not always fully aware of how other stakeholders use the data. However, identifying how various stakeholders use the PRTR data would be beneficial for Adherents in promoting further the use of PRTR data as well as reaching out to other stakeholders who have not been aware of the use.

18. Future actions to be undertaken by Adherents to further implement the Recommendation could include enhancing the application of PRTR data in close communication with other stakeholders, such as local governments, industry, academia, and non-governmental organisations (NGOs).

19. The CBC, through the WP-PRTRs, could support Adherents in increasing data applications by developing a guidance document, facilitating information-sharing, and identifying good practices among Adherents.

International comparability of PRTR data

20. Enhancing the international comparability of PRTR data is still found to be a challenge especially due to the divergence of pollutant lists and defined thresholds among Adherents. In terms of pollutants coverage, there are huge variations among Adherents, for instance, the number of listed chemicals varies from 66 to 774. Defined thresholds are found in a wide variety. Some set general thresholds by the number of employees while others in accordance with activities.

21. To enhance the international comparability of PRTR data, OECD Guidance Documents on PRTRs, such as [\[ENV/JM/MONO\(2014\)33\]](#) and [\[ENV/JM/MONO\(2015\)45\]](#), encourage the harmonisation of the list of pollutants and reporting sectors and reporting thresholds. For example, *Harmonised List of Pollutants for Global PRTRs* [\[ENV/CBC/MONO\(2022\)5\]](#) developed a Short Chemical List comprising 124 chemicals commonly targeted in global PRTRs. Adherents are encouraged to consider the OECD Harmonised list in developing/revising their list.

22. A good example of PRTR data comparison was the recent OECD publication, *Using PRTR Information to Evaluate Progress Towards the Sustainable Development Goal 12* (OECD, 2021^[11]). This analysis selected seven PRTRs and fourteen chemicals commonly targeted by the PRTRs and introduced data grouping/aggregation, manufacturing-GDP normalised calculation, and toxicity impact scores conversion to keep international comparability.

23. Regional platforms with particular emphasis on sharing data between neighbouring countries, such as the E-PRTR, the Nordic PRTR-group and the Commission for

Environmental Cooperation among North American Countries, would also play key roles in improving the international comparability of PRTR data.

24. Co-operations with other international policy frameworks would contribute to the further improvement of international comparability. Particularly, the Kyiv Protocol has set up a list of target pollutants, which are to be adopted by its Parties. The OECD harmonised list could be considered in its revising process through close communication between both international frameworks.

25. Future actions to be undertaken by Adherents to further implement the Recommendation could include increasing the international comparability of PRTR data by considering the OECD Harmonised list and enhancing regional and international cooperation for the harmonisation.

26. The CBC, through the WP-PRTRs, could support Adherents in increasing international comparability of PRTR data by updating and promoting the OECD Harmonised list of pollutants and reporting sectors and conducting further analysis on global PRTRs.

Dissemination

27. The Secretariats and Adherents have conducted the following disseminating actions cooperatively, and the WP-PRTRs has played a central role:

- A series of OECD Guidance documents on PRTRs have been developed/updated by the WP-PRTRs to support Adherents in implementing the Recommendation. Five documents have been published since the adoption of the Recommendation.
- Four online tools supporting Adherents in establishing and implementing PRTRs have been maintained. The tools have been updated regularly, adding new data and resources provided by Adherents.
- Capacity-building activities for Adherents which are interested in establishing PRTRs have been organised in collaboration with other international organisations (e.g., OECD- United Nations Institute for Training and Research (UNITAR) Capacity Building Programme).
- There have been active international collaboration activities to promote the Recommendation widely and efficiently through the International Coordinating Group and the Global Round Table.

28. These actions seem enough to disseminate the Recommendation to both Adherents and non-Adherents. Possible options to keep the actions effective and improve them further include;

- Timely update OECD Guidance documents on PRTRs in line with the Adherents needs incorporating recent technological/policy advancements;
- Keep updated the online tools with the latest data and resources and to further improve their usability (e.g., user interface) if needed;
- Organise capacity-building activities more aligned with the Recommendation using the OECD-UNITAR Capacity Building Programme, *Alignment with OECD Standards for Chemicals Management*, launched in 2021;
- Keep co-operating with the other international bodies on the international treaties of PRTRs (Kyiv Protocol and Escazú agreement) by co-hosting international events and mutual meeting attendances.

Continued relevance

29. The aggregated responses show that the Recommendation remains highly relevant, effective and up-to-date to Adherents. The Recommendation does not, therefore, require any major revision in the short-to-medium term.

30. Accordingly, the CBC, through the WP-PRTRs, could continue to facilitate information exchange, and to support Adherents to implement and promote the Recommendation at domestic and international levels and report back to the Council on the implementation, dissemination and continued relevance of the Recommendation in 5 years.

Proposed Action

31. In light of the above, the Secretary-General invites the Council to adopt the following draft conclusions:

THE COUNCIL

- a) noted document [C\(2023\)57](#), in particular the Report set out in its Annex, and agreed to its declassification;
- b) encouraged Adherents to the Recommendation to:
 - (i) continue disseminating and implementing the Recommendation, including through using the series of OECD Guidance documents and online tools, participating in WP-PRTRs project activities; and
 - (ii) address the main challenges identified in the section Summary and Conclusions of the Report;
- c) invited the Chemicals and Biotechnology Committee, through the WP-PRTRs, to:
 - (i) support Adherents in addressing the main challenges set out in the conclusions of the Report, including through providing analysis and technical assistance in the areas where the level of implementation is low;
 - (ii) report back to Council on the implementation, dissemination and continued relevance of the Recommendation in 5 years.

Annex. Report on the implementation of the OECD Recommendation on Establishing and Implementing Pollutants Release and Transfer Registers

Table of contents

Annex. Report on the implementation of the OECD Recommendation on Establishing and Implementing Pollutants Release and Transfer Registers.....	7
Acronyms	8
1. Background.....	9
1.1. Introduction.....	9
1.1.1. Background	9
1.1.2. Scope of the Recommendation.....	10
1.2. Overview of recent developments	11
1.3. Purpose of the Report.....	12
2. Methodology.....	13
3. Implementation.....	14
3.1. Overview.....	14
3.2. Establishment of PRTRs	14
3.3. Implementation of PRTRs	18
3.4. Evaluation and Revision of PRTRs	26
4. Dissemination.....	29
4.1. Development and publication of technical guidance in relation to the content of the Recommendation	30
4.2. Providing supporting tools and databases in relation to the content of the Recommendation....	31
4.2.1. Centre for PRTR data	31
4.2.2. Capacity building activities	35
4.2.3. International collaboration	37
5. Summary and Conclusions	40
5.1. Implementation	40
5.1.1. PRTR Data application.....	40
5.2. Dissemination	44
5.3. Continued relevance.....	45
5.4. Next steps.....	46
References	47
Appendix A. Overview of the PRTR systems in Adherents and the EU	49
Appendix B. List of guidelines to support data reporters.....	55

Acronyms

BIAC	Business at OECD
CEC	Commission for Environmental Cooperation
ECLAC	Economic Commission for Latin America and the Caribbean
EEA	European Environment Agency
EEB	European Environment Bureau
DG ENV	Directorate-General for Environment
EC	European Commission
EU	European Union
EPA	Environmental Protection Agency
ICG	International PRTR Coordinating Group
IOMC	Inter-Organization Programme for the Sound Management of Chemicals
IPPC	Integrated Pollution Prevention and Control
OECD	Organisation for Economic Co-Operation and Development
NGO	Non-governmental organisation
NPRI	National Pollutant Release Inventory
PRTR	Pollutant Release and Transfer Registers
UN	United Nations
UNECE	UN Economic Commission for Europe
UNEP	UN Environment
UNEP/MAP	United Nations Environment Programme / Mediterranean Action Plan
UNITAR	UN Institute for Training and Research
US	United States

1. Background

1.1. Introduction

1.1.1. Background

1. A Pollutant Release and Transfer Register (PRTR) is a publicly accessible database or inventory of pollutants released or transferred to the environment. It brings together information about which pollutants are being released, where, how much and by whom. A PRTR generally requires a facility that emits pollutants to quantify their releases and to report them to the government on a regular basis. Reporting can be both on emissions from point sources (e.g. factories) as well as from diffuse sources (e.g. mobile sources such as automobiles, trucks, aircraft and trains).

2. PRTRs provide important and comprehensive information on the release of pollutants. Government agencies – national, state and local – can use PRTR data to measure trends in pollutant releases and waste generation, inform environmental policy decisions, evaluate environmental programmes and, when combined with health-related information, identify potential human health and environmental risks. The public can use PRTRs to identify potential chemical exposures and risks posed by releases from nearby facilities, make informed decisions, and monitor the progress of facilities' efforts to lessen their environmental impact. Companies can use PRTR data to identify opportunities to improve efficiency, reduce waste and as a metric for evaluating their progress towards sustainable development. Other stakeholders, such as non-governmental organisations, the news media and researchers benefit from access to published PRTR information, particularly when combined with geographic information systems and toxicity information, to identify possible hot spots of concern or possible correlations between exposure and observed health or environmental effects. Financial firms also use PRTR data to support socially responsible investments, as well as to identify potential liabilities of firms and impacts on real estate prices.

3. The OECD Council adopted the OECD Recommendation on Implementing Pollutant Release and Transfer Registers (PRTRs) [[OECD/LEGAL/0284](#)] in 1996 [[C\(96\)41/FINAL](#)] on the joint proposal of the Environment Policy Committee (EPOC) and the Joint Meeting of the Chemicals Committee and the Working Party on Chemicals, Pesticides and Biotechnology (now the Chemicals and Biotechnology Committee, hereafter the “CBC”). The Recommendation instructed EPOC to “review actions taken by Member countries and to report to Council three years from the date of this Recommendation and periodically thereafter”. The initial report on the implementation of the Recommendation was presented to Council in 2000 [[C\(2000\)134](#)]. The Council noted the progress made and agreed that the next progress report should be presented in 2004. Meanwhile, the Recommendation was revised in 2003 to include the core elements of a PRTR [[C\(2003\)87](#)]. When the Recommendation was revised in 2003, the number of countries with an operating PRTR, whether Adherents or not, was only 14, although many Adherents were in the process of setting one up. The main reason was that the European Union (EU) Regulation concerning the establishment of a European Pollutant Release and Transfer Register had just been adopted but not yet been implemented. The 2007 Report on the implementation of the Recommendation [[C\(2007\)21](#)] concluded that all existing PRTRs (16) include a list of chemicals, or pollutants, that are released or transferred off-site (element 1) and cover releases from point sources (element 3), and include annual reporting (element 4). With three exceptions, all PRTRs include releases to air, water and

land (element 2), but only seven Adherents include information on releases from diffuse sources (element 3). In practice, all Adherents are making information included in PRTRs available to the public (element 5). In addition, the data is currently available in electronic and geographic (Geographic Information Systems) form almost in all countries.

4. Since then, the number of countries with a PRTR has dramatically increased and, in 2016, 34 Adherents had an operational PRTR [[ENV/JM\(2018\)11](#)]. Adherents with established PRTRs have continued to improve their PRTRs and to increase the dissemination of PRTR data. With the widespread development of PRTRs, experience and knowledge from implementation has accumulated, followed by the identification of best practices.

5. Considering the situation above, in 2016, the Joint Meeting of the Chemicals Committee and the Working Party on Chemicals, Pesticides and Biotechnology started a review process with a view to facilitating the further implementation of PRTRs, and providing coherent guidance for Adherents, especially those establishing and revising their PRTRs, and eventually generate high quality and compatible PRTR data across all Adherents (see [ENV/JM/M\(2016\)1](#) as well as the rationale in the CBC Standard-Setting Action Plan in [ENV/JM/WRPR\(2016\)83](#)). The work resulted in the adoption by Council on 10 April 2018 of the OECD Recommendation on Establishing and Implementing Pollutant Release and Transfer Registers (PRTRs) [[OECD/LEGAL/0440](#)] (hereafter “the Recommendation”), which replaced the previous PRTR Recommendation. The Recommendation is open to non-Member adherence. Since its adoption, the following non-Members have become Adherents, and the current number of Adherents is 40:

- Brazil (December 2018)
- Bulgaria (December 2020)

6. The OECD Members that do not yet have an operational PRTR are **Colombia**, **Costa Rica**, and **New Zealand**. The Republic of **Türkiye** (hereafter, “**Türkiye**”) recently published the Pollutant Release and Transfer Register By-law (December 2021) and the first data reporting to the government is planned for 2023.

7. **Colombia** is also in the process of establishing a PRTR through the issuance of a regulation that will adopt it. The draft resolution was discussed with different actors, and currently, the Ministry of Environment and Sustainable Development is in the process of launching the national public consultation as a prerequisite for its issuance.

8. **Costa Rica** confirmed that it would take the Recommendation and a series of OECD Guidance documents on PRTRs into account in the implementation of its PRTR in the context of its accession to the OECD [[ENV/JM/WRPR\(2019\)53/FINAL](#)]. At the same time, it also requested a timeframe until the end of 2023 for the implementation of the Recommendation and prepared a Plan for the Implementation of a PRTR System.

9. **New Zealand** does not have a PRTR and there is currently no programme to develop one. There are a number of regulatory requirements applicable to major hazardous facilities and certain industrial sites that do involve the collection and reporting of certain chemical and contaminant related data. However, the responsibilities for these requirements are split across multiple agencies and what is currently in place falls short of a national PRTR. **New Zealand** notes the considerable OECD Guidance documents on PRTRs and will continue to monitor the developments in the area

1.1.2. Scope of the Recommendation

10. The Recommendation is composed of five parts in addition to its preamble, including (i) an introductory part ‘Objectives and Goals of PRTRs and three main

substantive parts, namely (ii) ‘Establishment of PRTRs’, (iii) ‘Implementation of PRTRs’, and (iv) ‘Evaluation and Revision of PRTRs’, and (v) a conclusive part focusing on “Dissemination and Implementation”.

11. The three main substantive parts may be summarised as follows:

Establishment of PRTRs

12. As a first step in establishing PRTRs, the Recommendation calls on Adherents to estimate the potential benefits and costs of a PRTR. Numerous issues are associated with designing and implementing a PRTR, but the benefits need to outweigh the costs, otherwise, other policies should be considered. Benefits are often intangible in monetary terms (e.g. avoided adverse effects) and are hard to express in quantitative terms, while costs can be tracked in monetary terms.

13. The Recommendation then lists ten core elements that make up a PRTR, including data reporting, data management, and data accessibility. The OECD Guidance Document on PRTRs “Guidance Document on Elements of a PRTR: Part I” (2014) [[ENV/JM/MONO\(2014\)33](#)] provides more detailed information on these elements.

Implementation of PRTRs

14. The Recommendation contains six provisions that Adherents are expected to follow and pursue in implementing PRTRs, through a transparent and objective process. The OECD Guidance Document on PRTRs “Guidance Document on Elements of a PRTR: Part II (2015)” [[ENV/JM/MONO\(2015\)45](#)] provides more detailed information on each element.

15. It also recommends that Adherents share the results of implementing their PRTRs, in particular collected data and best practices, with other countries and co-operate with all affected and interested parties throughout the process of establishing and implementing PRTRs.

Evaluation and Revision of PRTRs

16. The Recommendation calls for a regular performance evaluation of PRTRs. Adherents should monitor whether a PRTR is meeting its goals and objectives as well as how the PRTR data compare with those from other Adherents. When revising a PRTR, the Adherents are recommended to take into account the provisions related to the establishment of PRTRs, the series of OECD Guidance Documents on PRTRs, and the latest scientific knowledge.

1.2. Overview of recent developments

17. To achieve the United Nations Sustainable Development Goals Target 12.4³, multi-stakeholders, including governments, industries, and NGOs, have collaboratively addressed the reduction of pollutant releases to the environment in line with a policy

³ “By 2020, achieve the environmentally sound management of chemicals and all wastes throughout their life cycle, in accordance with agreed international frameworks, and significantly reduce their release to air, water and soil in order to minimize their adverse impacts on human health and the environment.” This is originally set at the 2002 Johannesburg goal agreed at the World Summit on Sustainable Development

framework, the Strategic Approach to International Chemicals Management (SAICM) developed in 2006.

18. The recent analysis using the PRTR data showed that pollutant releases have decreased by 47% from 2008 to 2017 (OECD, 2021^[1]). However, A recent SAICM evaluation report found that there is broad consensus among SAICM stakeholders and others that the 2020 Target, the overall impact that SAICM seeks to support, will not be achieved. Further, it suggests that the gap between countries in achieving this goal is widening with the poorest countries and communities being left behind (SAICM, 2019^[2]).

19. Now the post-SAICM framework is being discussed among stakeholders, including targets and indicators to be set for the Strategic Approach and sound management of chemicals and waste beyond 2020 (SAICM, 2022^[3]). A PRTR, as a potential indicator quantifying the pollutant releases to the environment, is expected to contribute to the new policy framework beyond 2020.

20. In a global context regarding PRTR dissemination, the Regional Agreement on Access to Information, Public Participation and Justice in Environmental Matters in Latin America and the Caribbean (Escazú agreement) entered into force in April 2021, and asks each Party to take steps to establish a PRTR. As of August 2022, there are twenty-four countries have signed this agreement, including **Brazil, Colombia, and Costa Rica**, and thirteen Parties, including **Chile and Mexico** (UN, n.d.^[4]).

21. Another UN treaty regarding PRTRs is the Protocol on Pollutant Release and Transfer Registers to the Convention on Access to Information, Public Participation in Decision-Making and Access to Justice in Environmental Matters (Kyiv Protocol), which has thirty-eight Parties, including, **Austria, Belgium, Bulgaria, Czech Republic, Denmark, Estonia, Finland, France, Germany, Greece, Hungary, Ireland, Israel, Italy, Latvia, Lithuania, Luxembourg, the Netherlands, Norway, Poland, Portugal, Slovak Republic, Slovenia, Spain, Sweden, Switzerland, the United Kingdom**⁴. Since its adoption in 2003, the number of parties has gradually increased; **Italy** and Kazakhstan became parties in 2020 (UN, n.d.^[5]).

22. As described above, the growing global interest in the establishment and implementation of PRTRs reinforces the role of this Recommendation both for the Adherents and non-Adherents.

1.3. Purpose of the Report

23. The Recommendation instructs the CBC to “monitor the implementation of this Recommendation in consultation with the Environment Policy Committee, and report to Council five years from the date of its adoption and regularly thereafter” (Section XII).

24. This report aims to provide an assessment of key activities undertaken to disseminate and implement the Recommendation, as well as its continued relevance. It also proposes appropriate actions moving forward, including conclusions identifying areas for further work to improve implementation and dissemination.

⁴ This report describes that Adherents are in bold and non-Adherents are not.

2. Methodology

25. The main tool used to collect information on the implementation, dissemination, and continued relevance of the Recommendation was a questionnaire that was developed by the Working Party on Pollutant Release and Transfer Registers (WP-PRTRs) [[ENV/CBC/PRTR\(2021\)2/REV1](#)], and circulated to the Adherents to the Recommendation in December 2021.

26. The following 37 Adherents (and the EU) provided responses to the questionnaire (collectively referred to as “the Respondents”): **Australia, Austria, Belgium, Bulgaria, Canada, Chile, Colombia, Costa Rica, Czech Republic, Denmark, Estonia, Finland, France, Germany, Hungary, Ireland, Israel, Italy, Japan, Korea, Latvia, Lithuania, Luxembourg, Mexico, the Netherlands, New Zealand, Norway, Poland, Portugal, Slovak Republic, Slovenia, Spain, Sweden, Switzerland, Türkiye, the United Kingdom, the United States**. The EU, while not an Adherent, provided responses to the questionnaire considering that the EU has the E-PRTR (European Pollutant Release and Transfer Register) regulation, which covers EU Member States.

27. Additionally, supplementary information was gathered through literature reviews and interviews with delegates.

28. The first draft Report was presented at the meeting of the WP-PRTRs on 15 September 2022, and delegates were invited to provide further comments by 23 September 2022. It has then been revised to reflect the received comments and approved by the WP-PRTRs by written procedure [[ENV/CBC/PRTR\(2022\)1/REV2](#)]. The second draft was then submitted to EPOC for consultation and to the CBC for discussion at its meeting in November 2022.

29. The third and final draft Report was approved by the Chemicals and Biotechnology Committee for approval by written procedure by 3 March 2023 [[ENV/CBC/WRPR\(2023\)3](#)]. The approved Report was transmitted to the Council, via the Executive Committee, to be noted and declassified in April 2023 [[C\(2023\)57](#)].

30. After declassification by the OECD Council, a link to the Report was included in the public webpage of the Recommendation on the [online Compendium of OECD Legal Instruments](#). In order to support and facilitate the implementation and dissemination of the Recommendation, the Report has also been prepared as a publication.

3. Implementation

3.1. Overview

31. This section presents an analysis of responses to the questionnaire, as well as good practices to illustrate how Adherents have implemented the Recommendation and initiatives of the WP-PRTRs to support Adherents in their efforts to implement the Recommendation. It follows the structure of the Recommendation focusing on: (i) Establishment of PRTRs, (ii) Implementation of PRTRs, and (iii) Evaluation and Revision of PRTRs. Each section includes the relevant extracts of the Recommendation – the full text is available on the online [Compendium of OECD Legal Instruments](#).

32. As described in more detail below, aggregate survey responses suggest that while some Respondents have identified challenges with respect to certain aspects of the implementation, Adherents have made significant and ongoing efforts to implement the Recommendation.

33. Almost all Respondents have already implemented PRTRs, and the overview of each PRTR system based on the responses received is shown in Appendix A, which is used for the section, Implementation of PRTRs, and Evaluation and Revision of PRTRs. On the other hand, information on the work being done in **Colombia** and **Türkiye** to establish PRTRs is focused in the section, Establishment of PRTRs.

3.2. Establishment of PRTRs

II. RECOMMENDS that Members and non-Members having adhered to this Recommendation (hereafter the “Adherents”) estimate the potential benefits and costs of PRTRs to data reporters, government, and society as a whole, prior to the establishment of a PRTR.

III. RECOMMENDS that Adherents, through a transparent and objective process, design and establish PRTRs.

34. The Recommendation highlights the importance of the potential benefits and costs analysis as an initial step of the PRTR establishment and keeping the designing and establishing process transparent and objective.

35. Very few Adherents have a newly established PRTR since the Recommendation was adopted, most Adherents had already had PRTRs before.

36. **Türkiye** recently published the Pollutant Release and Transfer Register By-law (December 2021) developed in line with the Recommendation. The overview, procedures and results of its project on designing and establishing a PRTR are published online, including the potential benefits of a PRTR in **Türkiye** (see Box 1).

Box 1. Summary of the Benefits of a PRTR in Türkiye

The benefits of a PRTR to governments, industry and other stakeholders can be summarised as follows.

Benefits of a PRTR for governments

- The development and implementation of a PRTR adapted to national needs assists governments in tracking the generation, release and fate of emissions of hazardous chemical substances and pollutants over time, to examine progress in reducing emissions and to set priorities for reducing or even eliminating the most potentially damaging releases and transfers.
- A PRTR can help pollution prevention and lessen the burden of control regulations requiring monitoring and enforcement actions.
- PRTR data and information can be used for assessing risks to human health and the environment as input to dispersion models to simulate emissions and any subsequent pollution.

Benefits of PRTR for industry

- The existence of a PRTR can serve as a major driving force for pollution reduction throughout many sectors of the economy. Dissemination of PRTR data enables similar industries to benchmark their environmental performance with other companies in the sector and to reduce releases and thereby saving money.
- Accidental releases such as spills or emissions arising from an accident at an industrial facility can be reported to a PRTR. In addition, PRTR data can be used in land-use planning and in licensing decisions for new plants and facilities.
- PRTRs provide information on releases of hazardous substances and pollutants that can encourage industry, business and the community to reduce releases and transfers of waste and to adopt cleaner production techniques.

Benefits of PRTR for other parties

- A PRTR can also stimulate interested or potentially affected parties to ask questions of, and to seek improvements to, human health and environmental well-being.
- Non-governmental organisations can both use and disseminate PRTR data to reflect their individual purposes and goals, as well as those of their constituencies.
- Researchers and academics can use PRTR data for modelling or other studies, and the financial sector for evaluating investment proposals or for considering insurance or sustainability issues.
- The public can use PRTR information to learn about releases and transfers occurring in their communities and to become better informed about the environmental performance of individual facilities, economic sectors and government regulatory agencies.

Source: PRTR – Türkiye (<https://kstk.csb.gov.tr/en>)

37. **Colombia** is the other respondent which has engaged in designing and establishing a PRTR since the Recommendation was adopted. They developed a conceptual model of their PRTR based on the elements of the Recommendation (MADS Colombia, 2020^[6]), conducted a pilot project with 60 targeted facilities located in nine territorial environmental authorities in 2019 to 2020, and developed a data collecting and management system. **Colombia** has reported progress to the WP-PRTRs and received advice from other Adherents.

38. Some Adherents which had already established PRTR before 2018 also mentioned the benefits and cost estimation. **Czech Republic** assessed the draft amendment of its PRTR from the financial point of view, that is called Regulatory Impact Assessment. **Switzerland** published factsheets explaining the benefits of the PRTR system to the general public, industrial facilities and authorities.

39. E-PRTR was reviewed in 2017, including in terms of both the benefits delivered by the E-PRTR, as well as the potential for simplification and reduction of regulatory costs and burdens (European Commission, 2017^[7]).

IV. RECOMMENDS that Adherents:

a. Define the following components that trigger reporting:

- i. A list of chemicals, groups of chemicals, and other relevant categories of pollutants that are harmful or potentially pose risks to human health and/or the environment when released or transferred;
- ii. A list of sectors with point sources, including both public and private sectors, from which relevant pollutants might be released or transferred, and a list of diffuse sources taking into account the need for such data in the Adherent concerned; and
- iii. Thresholds for quantities of chemicals that are manufactured, processed, or used in a facility, or for quantities of chemicals that are released or transferred from a facility.

40. Defined targeted chemicals and reporting sectors with reporting thresholds are basic elements of the PRTR system, which are generally adopted in the established PRTR Systems shown in Appendix A. **Türkiye** adopted the E-PRTR, the PRTR system of the EU, and the list of chemicals, sectors and thresholds were set in accordance with the E-PRTR, which is one of the bases of the OECD harmonised list. **Colombia** has already defined the list of chemicals subject to PRTR reporting, their thresholds, environmental media, and reporting sectors for targeted economic sectors, taking into consideration the OECD proposal for harmonised lists of pollutants [[ENV/JM/MONO\(2014\)32](#)] and reporting sectors [[ENV/JM/MONO\(2013\)5](#)]. The list of chemicals is planned to be updated according to future modifications of the environmental regulations.

IV.RECOMMENDS that Adherents: [...]

b. Foster enhanced international comparability of PRTR data and cooperation between national PRTRs by promoting harmonised elements as defined in the series of OECD Guidance Documents on PRTRs;

41. To enhance the international comparability of PRTR data and cooperation between national PRTRs, **Türkiye** has built up its PRTR system based on the E-PRTR. **Colombia** is developing its own system but considered the OECD proposed harmonised lists of pollutants and reporting sectors.

42. Other Adherents which have already established PRTRs have addressed the update to make their data more comparable. For example, **Canada** has continuously revised its sector lists, and the sectors outlined in the OECD harmonised list of reporting sectors are already fully or partially captured by its system. Many countries set the lists in accordance with the E-PRTR Regulation and/or Kyiv Protocol, which increases the comparability among the member states.

IV. RECOMMENDS that Adherents: [...]

- c. Allow, where the reporting sources are defined, the reporting of data by source;
 - d. Encompass data for all media, including releases to air, water and land, and transfers for treatment, recovery, and disposal;
 - e. Request reporting on a periodic basis, preferably annually;
-

43. The PRTR of **Türkiye** includes the reporting of 65 activities and 91 pollutant parameters, related to releases to air, water and land, pollutant or waste transfers and diffuse sources on an annual basis following the E-PRTR model. **Colombia** is still in the establishing phase but its conceptual model takes these aspects into account (MADS Colombia, 2020^[6]).

44. Appendix A shows that most other Respondents that already had PRTRs include all environmental media (air, water, and land) and offsite waste transfer and have an annual reporting cycle.

IV. RECOMMENDS that Adherents: [...]

- f. Include an online or electronic reporting system and integrate such a system where relevant with existing reporting systems, such as licenses or operating permits, to reduce duplicate reporting;
 - g. Use voluntary and mandatory reporting mechanisms for collecting data where appropriate;
 - h. Use data management systems which allow for verification of inputs and outputs;
 - i. Make data accessible to the public on a timely and regular basis and in a user friendly manner, in order to meet the needs of data reporters and the public. This could be done in a variety of forms, including electronic, which should provide appropriate multi-query search criteria or tools to enable better location of information. Data should also be provided in such a manner that it is possible to determine the geographical distribution of relevant releases and transfers; and
-

45. Both **Türkiye** and **Colombia** have not yet completed the development of the data reporting and management system but the systems are planned to be electronic. **Colombia**, for example, is updating its existing reporting system to include PRTR data reporting and management.

46. All the other Respondents have an electronic data reporting and management system. The data are also accessible to the public in an electronic format (Appendix A).

IV. RECOMMENDS that Adherents: [...]

j. Provide the flexibility to adapt the PRTRs to the changing needs of affected and interested parties.

47. To catch up on the changing needs of affected and interested parties in **Colombia**, the PRTR has been established through coordinated inter-institutional and inter-sectoral work. For example, **Colombia** set up the Technical Working Group of the PRTR, which consists of government entities, and the National Consultative Committee of the PRTR, which includes productive sectors, academia and government entities.

48. **Türkiye** has held many seminars, meetings, and facility visits, collecting questions and opinions from stakeholders such as ministry units, provincial directorates, universities, industrial facilities, sectoral associations and non-governmental organisations.

49. Appendix A shows that most Respondents designed their PRTRs in consultation with affected and interested parties. The questionnaire result also shows well-cooperation between Adherents and affected and interested parties at all stages of the establishment, revision, and implementation of PRTRs (see the section of Implementation of PRTRs in detail (Recommendation VII)).

3.3. Implementation of PRTRs

V. RECOMMENDS that Adherents implement PRTRs through a transparent and objective process, by which they:

- a. Provide guidance and support to data reporters to assist them in meeting their reporting obligations;
 - b. Ensure data is generated in a transparent and documented manner through analytical monitoring or applying scientifically-sound release estimation techniques, such as those included in the series of OECD Guidance Documents on PRTRs;
-

50. Most Respondents have prepared guidance documents to support data reporters in meeting their reporting obligations and ensuring data generation in a transparent and documented manner. The list of guidelines, including general guidance documents and release estimation techniques provided by the Respondents, is shown in Appendix B.

51. The series of OECD Guidance Documents on PRTRs are used in developing and revising these documents. Notably, **Japan** mentioned in their response that the OECD document, *Framework for Selecting and Applying PRTR Release Estimation Techniques* [[ENV/JM/MONO\(2005\)18](#)], has been referred to in developing its manuals for PRTR release estimation methods.

V. RECOMMENDS that Adherents implement PRTRs through a transparent and objective process, by which they: [...]

c. Assess the quality of data provided by the data reporters as to their completeness, consistency, credibility, and accuracy before making the data public;

52. Twenty-two Respondents provided information on data verification processes to assess the data quality provided by the data reporters, as summarised in Table 1. Almost all Respondents conduct multiple checks at local, regional, and national levels, and over half of them use software for data verification. The most popular method for the data verification was ‘Comparison to data in the previous year’, then ‘Identification of outliers’ and ‘Validation using other available information’ followed, and less than a half of the Respondents adopted the method, ‘Comparing calculated concentrations of pollutants with measured values’.

53. The **United States** indicated ‘Calls to reporting facilities to verify their data’ as a verification mechanism. Other verification methods provided by the Respondents are ‘Identification of highest values’ (by **France**) and ‘asking for additional information on how the emission data have been determined, such as measured or estimated’ (by **Spain**).

54. **Bulgaria** shared its verification mechanism in detail, which is described in Box 2.

55. The **Czech Republic** also highlighted that primary responsibility regarding completeness, consistency, credibility, and accuracy remains with the reporters.

Table 1. Number of responses to the questions about mechanisms and methods to ensure the quality of data

Data Verification mechanisms			
Multiple checks at local, regional, and national levels		Use verification software	
20/22		13/22	
Data Verification methods			
Comparison to data in the previous year	Identification of outliers	Validation using other available information	Comparing calculated concentrations of pollutants with measured values
21/22	17/22	17/22	10/22

Note: twenty-two Respondents in total for these questions (Belgium, Bulgaria, Canada, Colombia, Czech Republic, Denmark, Estonia, France, Israel, Japan, Korea, Lithuania, Mexico, Norway, Portugal, Slovenia, Spain, Sweden, Switzerland, Türkiye, United Kingdom, United States)

Box 2. Data verification mechanism in Bulgaria

The competent authority for verification of completeness, consistency and accuracy of data reported by the operators of the facilities is the Regional Inspectorates of the Environment and Water (RIEWs).

There are instructions for verifying information reported by operators described in *Order № RD 806/31.10.2006 of the minister of the environment and water for approval of Guidance on the control of the IPPC permits and the format of the annual*

environmental report. Under these guidelines, the verification check is made on the following criteria (set out in Art. 10, paragraph 2 of the Protocol):

- Completeness of information;
- Consistency;
- Credibility of the information.

If control measurements made by the Regional Inspectorates are available, they shall be taken into account when checking the reports.

To ensure the quality and credibility of data, RIEWs compare reported values by operators in the E-PRTR reports and those reported in other reporting mechanisms, including the Annual Report on the Environment and permits for greenhouse gas emissions.

When incorrect information is found, RIEWs can return the report to the operator for correction. After the resubmission, the report is checked again by RIEWs. After the confirmation of the approval, they become publicly available and can be viewed by any user.

Source: Response received from Bulgaria through the questionnaire

V. RECOMMENDS that Adherents implement PRTRs through a transparent and objective process, by which they: [...]

d. Ensure timely availability of data to the public with appropriate context for increased understanding by data users;

56. Appendix A shows that all Respondents make their annually reported data, whether raw or aggregated, available to the public in electronic form. In addition, about half of the Respondents publish supplementary information and analyses of the data, and 17 of 20 make their data available in various formats, such as spreadsheets, graphs, and maps, to increase understandability and accessibility (see Table 2).

57. Table 2 also summarises measures to ensure that data meets the needs of users. A number of Respondents have a consultation with users about data needs, changes to the reporting requirement, and tools to access, use and interpret data. In addition, 8 of 20 use website statistics to inform the development of their PRTR web content.

58. **Spain** asks for the user's needs/requests through annual public hearing events. It also offers several open ways of communication, including email, suggestion box, and telephone, all of which are available free of charge. However, it is also noted that the number of responses from the users and other stakeholders is not high.

Table 2. Number of responses to the questions about availability/accessibility of data to the public

Understandability and accessibility methods			
Publication of supplementary information and analyses		Data is made available in a number of formats	
12/20		18/20	
Measures to ensure that data meets the needs of users			
Consult users about data needs	Consult users about changes to the reporting requirements	Consult users about tools to access, use and interpret data	Use website statistics to inform the development of PRTR web content
14/20	8/20	12/20	8/20

Note: twenty Respondents in total for these questions (Belgium, Bulgaria, Canada, Colombia, Czech Republic, Denmark, Estonia, France, Israel, Japan, Korea, Lithuania, Mexico, Norway, Slovenia, Spain, Sweden, Switzerland, United Kingdom, United States)

V. RECOMMENDS that Adherents implement PRTRs through a transparent and objective process, by which they:

e. Use data to derive indicators for measuring environmental performance and progress toward meeting local, national, and international commitments to environmental and health protection goals and targets, evaluating the impact of environmental policies, assessing the risks of pollutants, identifying environmental hot-spots, and addressing chemical accidents as suggested in the series of OECD Guidance Documents on PRTRs;

59. Table 3 summarises how the Respondents have used published PRTR data. All Respondents have used data for measuring environmental performance and progress; for instance, **Denmark** uses it for developing the annual national environmental emission inventory. Over half of the Respondents have evaluated the impact of environmental policies, assessed the risks of pollutants, and identified environmental hot-spots by using the data. Only six Respondents answered ‘yes’ to using the data for addressing chemical accidents.

60. It was also noted that while the data are recognised to be used by a range of stakeholders, including industrial organisations, academia, NGOs, and public authorities, the Respondents are not always fully aware of how other institutions use the data.

Table 3. Number of responses to the question about the use of data

measuring environmental performance and progress toward meeting local, national, and international commitments to environmental and health protection goals and targets	PRTR data use to derive indicators for			
	evaluating the impact of environmental policies	assessing the risks of pollutants	identifying environmental hot-spots	addressing chemical accidents
18/18	12/18	11/18	10/18	6/18

Note: eighteen Respondents in total for these questions (Belgium, Bulgaria, Canada, Czech Republic, Denmark, Estonia, France, Israel, Japan, Korea, Lithuania, Mexico, Norway, Spain, Sweden, Switzerland, United Kingdom, United States)

V. RECOMMENDS that Adherents implement PRTRs through a transparent and objective process, by which they:

f. Set up and put in place a compliance mechanism which should be agreed by affected and interested parties.

61. Over half of twenty-one Respondents have set up a compliance mechanism and conducted on-site/off-site inspections and/or acted against non-compliant facilities. Table 4 summarises the responses to the question about compliance and enforcement activities.

Table 4. Number of responses to the question about compliance and enforcement activities

Compliance and enforcement		
On-site inspection	Off-site inspection	Enforcement against non-compliant facilities
11/21	9/21	11/21

Note: twenty-one Respondents in total for these questions (Belgium, Bulgaria, Canada, Czech Republic, Denmark, Estonia, France, Israel, Japan, Korea, Lithuania, Mexico, Norway, Portugal, Slovenia, Spain, Sweden, Switzerland, Türkiye, United Kingdom, United States)

62. Some Respondents provided additional information on their compliance and enforcement activities. In **Portugal**, for example, the following number of facilities have been inspected, 263 in 2018, 294 in 2019, 268 in 2020, and 283 in 2021. **Norway** also conducted 400-500 inspections per year prior to the COVID-19 pandemic. **Israel** performs three enforcement activities annually on average against non-reporters.

63. **Canada** shared their compliance and enforcement mechanism in detail through the questionnaire, which is described in Box 3

Box 3. Compliance and enforcement in Canada

The NPRI is not a voluntary program. NPRI requirements are issued under the authority of the Canadian Environmental Protection Act, 1999 (CEPA), section 46. The deadline for reporting the previous year's report to the NPRI program is 1 June of each calendar year. Any report submitted after this date is late and constitutes an offence under CEPA. A list of non-compliance issues is then compiled and prioritised for Enforcement Branch, listing all facilities that may require some form of action.

Below is a list of some enforcement actions carried out over the last few years (this is not an exhaustive list of all non-compliance issues but rather is representative of some actions that the Enforcement Branch was able to take care of given priorities and resources:

- 2020/21:
 - 18 Inspections
- 2019/20
 - 11 Inspections, 6 Written Warnings
- 2018/19
 - 2 Inspections

Source: Response received from Canada through the questionnaire

VI. RECOMMENDS that Adherents share the results of implementing their PRTRs periodically, in particular collected data and best practices, among themselves and also with potentially affected neighbouring countries with particular emphasis on sharing data from border areas.

64. The OECD WP-PRTRs has successfully worked as an information-sharing platform. The meeting of the WP-PRTRs takes place annually and includes a Roundtable, which invites participants to present recent developments and challenges in establishing or implementing their PRTRs. In particular, Adherents with fully operating PRTRs are invited to share information on improvements and best practices in implementing PRTRs and explore new ways to use PRTR data. The agendas of the Round Tables in the last three years are described in Table 5

Table 5. Information Exchanges at the Round Tables in the last three years

Respondents	Presentation Title
3rd meeting of the WP-PRTRs, October 2019	
EU	Review of E-PRTR implementation and related guidance (DG ENV, EU)
Japan	Outline of the Revision of Japan's PRTR System (MOE, Japan)
EU	Findings from an EEA report on industrial wastewater treatment (EEA, EU)
Chile	New challenges in 2018-2022 (Chile)
Switzerland	Country update and linked databases (Switzerland)
EU	Methodology updates to an EEA assessment of the external costs of industrial air pollution based on E-PRTR data (EEA, EU)
Japan	Update on PRTR map and Providing risk information using PRTR map data (NITE, Japan)
Canada	2019 Update on the National Pollutant Release Inventory (Canada)
Spain	Updating information on the last activities (Spain)
EU	Update on the development and implementation of the EU Registry of Industrial Sites (EEA, EU)
4th meeting of the WP-PRTRs, January 2021	
EU	Revision of the E-PRTR Regulation (DG ENV, EU)
Japan	Revision of Japan's PRTR – Updating the chemicals – (MOE, Japan)
Sweden	National evaluation of reporting thresholds for pollutants listed in Annex II of the Protocol on PRTRs (Sweden)
Israel	Recent update of the Israeli PRTR (Israel)
Japan	Japanese Efforts on Chemical Management by Using PRTR Data in Collaboration between NITE and Local Governments (NITE, Japan)
Spain	the latest in PRTR-España (Spain)
Chile	Recent update of Chile PRTR activity (Chile)
Commission for Environmental Cooperation (Canada, US, Mexico)	The North American PRTR Initiative (CEC)
Peru	PRTR development within the framework of chemical substance management (Peru)
Canada	2020 Update on the National Pollutant Release Inventory (Canada)
5th meeting of the WP-PRTRs, January 2022	
Japan	Review of PRTR system in Japan (MOE, Japan)
EU	A short verbal update on the revision of the E-PRTR Regulation (DG ENV, EU)
Türkiye	Turkish PRTR Legislation (Türkiye)
Spain	The latest in PRTR-España (Spain)
Japan	Japanese Efforts in Providing Risk Information Using PRTR Data for Promotion of Chemical Management (NITE, Japan)
Sweden	Update about recent initiatives related to PRTR (Sweden)
European Environmental Bureau	Some findings on EU wide access to information regarding Large Combustion Plants database (EEB)
Finland	Finland's PRTR (Finland)
United States	Update on the Toxics Release Inventory (TRI) Program (the US)
Colombia	Updates on the developing activity of a PRTR system in Colombia (Colombia)
Canada	2021 Update on the National Pollutant Release Inventory (Canada)
Chile	Update PRTR Chile (Chile)
Commission for Environmental Cooperation (Canada, US, Mexico)	Update on the North American PRTR database (CEC)

65. In terms of data sharing, the OECD provides a data-sharing platform, the Centre for PRTR data. It compiles the PRTR data from **Australia, Canada, Chile, Israel, Japan, Korea, the United States**, and countries under the E-PRTR i.e. **Austria, Belgium, Bulgaria, Cyprus, Czech Republic, Denmark, Estonia, Finland, France, Germany, Greece, Croatia, Hungary, Ireland, Iceland, Italy, Lithuania, Luxembourg, Latvia, Malta, the Netherlands, Norway, Poland, Portugal, Romania, Spain, Serbia, Slovak Republic, Slovenia, Sweden, Switzerland**, and the **United Kingdom**.

66. There are also some regional platforms that aim to share the results with potentially affected neighbouring countries, with particular emphasis on sharing data between neighbouring countries, such as the E-PRTR (**EU Member States**), the Nordic PRTR-group (**Sweden, Denmark, Finland, Iceland, and Norway**), and the Commission for Environmental Cooperation (**Canada, the United States and Mexico**).

VII. RECOMMENDS that Adherents co-operate with affected and interested parties such as data reporters, local governments, and the public at all stages of the establishment, revision, and implementation of PRTRs.

67. Nineteen of twenty-one Respondents indicated that they have co-operated with affected and interested parties at one or more stages of the establishment, revision, and implementation of PRTRs. Particularly, fourteen of them have co-operated with data reporters, fourteen with local governments, and ten with the general public. In addition to this, the **United Kingdom**, for example, has invited scientists, NGOs and journalists to participate in its strategic review of the industrial reporting project.

68. **Spain** also indicated that it has co-operated with other national/regional authorities and departments in the Ministry, such as river basin districts authorities and the National Statistics Institute, in the context of waste management, power generation, circular economy, chemical regulation, and national inventories.

69. **Canada** provided detailed information for the cooperation, which is described in Box 4.

Box 4. Cooperation with affected and interested parties in Canada

Implementation of the original NPRI was guided by the recommendations of a multi-stakeholder group in 1992. These recommendations and principles still guide the evolution of the NPRI.

As the program evolves, any party in Canada (person, government or organisation, including Environment and Climate Change Canada (ECCC) itself) may submit proposals to ECCC for modifications to the NPRI program, such as adding or deleting substances, changing reporting thresholds, or other types of changes to the reporting criteria or to the information requirements.

The NPRI also has a Multi-Stakeholder Work Group (Work Group) which is the primary consultative body for the NPRI. The Work Group has been active in providing input and making recommendations regarding the program for many years. The Work Group

operates as a part of the broader NPRI consultation process that includes all interested Canadian stakeholders and the general public.

The Work Group is a venue for information and ideas exchanges between government and stakeholders and among stakeholder members. The mandate of the Work Group is to provide input and recommendations on issues relevant to the NPRI program from a stakeholder perspective. Issues may include modifications to the NPRI substance list and reporting criteria, identifying and resolving data gaps, improving public access to and interpretation of pollutant data, and improving data quality. The Work Group is also a means to provide stakeholders with information on activities of the NPRI, to share with their constituencies or members.

The Work Group contains members from the following stakeholder categories:

- Representatives of the reporting community, such as industry associations (approximately 50% of members);
- Civil society organisations (approximately 40% of members);
- Indigenous governments and organisations (approximately 10% of members);

ECCC's goal is to have a Work Group that reflects the diversity of Canada's population with a range of relevant knowledge, expertise, and experience to provide the best advice possible.

Source: response received from Canada through the questionnaire

3.4. Evaluation and Revision of PRTRs

VIII. RECOMMENDS that Adherents:

- a. Evaluate regularly, through a transparent and objective process, the effectiveness of the system and the potential to enhance international comparability of PRTR data; and
 - b. When revising the system, take into account the provisions above related to the establishment of PRTRs, the series of OECD Guidance Documents on PRTRs, and the latest scientific knowledge regarding the harmfulness or potential risks of pollutants.
-

70. Eleven of eighteen Respondents indicated that they have regularly evaluated the effectiveness of the PRTR system. For example, **Spain** and **Korea** indicated it had been done every year, and **Mexico** every two years. **Israel**, **Japan**, and the **United Kingdom** evaluated it seven, five, and four years after the establishment/previous revision, respectively. The most recent evaluation in **the United Kingdom** was in the years 2021-2022.

71. On the other hand, Respondents like **Canada** and the **United States** have not conducted the evaluation on a periodic cycle but have done it as and when needed based on regulatory priorities, feedback from stakeholders, national legislative activities, and technological advances.

72. As a transparent and objective evaluation process, **Canada** introduced a series of activities with multi-stakeholder involvement, including;

- workshops with data users (approximately every 2 to 3 years, with the last being in February 2020) to provide an opportunity for data users to share their work and to get input on how the program could better meet their needs;
- meetings (typically virtually) multiple times each year with a multi-stakeholder group (including industry, environmental organisations, and indigenous representatives) – a portion of the discussion with this group relates to improving the ability of stakeholders to use NPRI data;
- evaluations of the appropriateness of release estimation techniques for various sectors (including aluminium and steel in the past and the oil sands sector currently); and
- an online survey of data users in 2019 to understand the needs of users and satisfaction with the inventory.

73. The questionnaire results regarding the evaluation aspects are summarised in Table 6. The most popular aspects of the evaluation were ‘Pollutants coverage’ and ‘Release trend’, followed by ‘Reporting sector coverage’ and ‘Thresholds’. In addition, the **Czech Republic** also includes ‘reduction of the administrative burdens of the business entities’ as an aspect.

Table 6. Number of responses to the question about the evaluation aspects

Evaluation aspect	Number of Respondents
Pollutants coverage	10
Release trend	10
Reporting sector coverage	9
Thresholds	8
Contribution to the other environmental policies and priorities	7
Data uses by stakeholders	6
Release estimation techniques	5
Reporting modalities	3
Benefit/Cost	2
Compliance and enforcement	1

Note: twelve Respondents in total for these questions (Belgium, Canada, Czech Republic, Estonia, Israel, Japan, Korea, Mexico, Spain, Sweden, United Kingdom, United States)

74. In terms of pollutants coverage, there are huge variations among Adherents. Appendix A shows that the maximum number of listed chemicals is 774 (the **United States**) while many countries in Europe cover 91 chemicals as set by the E-PRTR.

75. Reporting thresholds have been set differently among Respondents as well. Table 7 presented that about 80% of Respondents set general thresholds mostly by activities but five of them set the thresholds according to the number of employees. There is also a variation in Adherents setting thresholds in accordance with activities; half of them focus on the quantity of manufacture, process, or use, and the others of releases. In addition, sector-specific thresholds are also set by around 45% of them. **Norway**, in turn, answered they have no threshold in the Norwegian PRTR, and all industries with permits under the Pollution Control Act must report.

Table 7. Defined thresholds by the national PRTRs

Defined threshold	Number of responses
General Threshold	16
• Employees	5
• Activities	15
○ Manufacture, process, or use	7
○ Releases	8
Sector-specific Threshold	10

Note: twenty-two Respondents in total for these questions (Belgium, Bulgaria, Canada, Colombia, Czech Republic, Denmark, Estonia, France, Israel, Japan, Korea, Lithuania, Mexico, Norway, Portugal, Slovenia, Spain, Sweden, Switzerland, Türkiye, United Kingdom, United States)

Source: Responses received from the Adherents through the questionnaire

76. To enhance the international comparability of PRTR data, the OECD Guidance Documents encourage the harmonisation of the list of pollutants and reporting sectors and reporting thresholds. Table 8 summarises the responses about how many pollutants/reporting sectors in the OECD Harmonised Short list are covered by their PRTRs.

Table 8. Number of pollutants/reporting sectors in the OECD Harmonised list covered by the national PRTRs

Adherent	Number of Pollutants covered	Number of Reporting sectors covered
Belgium	91/126	65/152
Bulgaria	92/126	
Canada	75/126	152/152
Czech Republic	93/126	146/152
Estonia	96/126	61/152
Japan	78/126	145/152
Korea	69/126	40/152
Lithuania	102/126	
Norway	126/126	
Sweden	91/126	
Switzerland	89/126	79/152
United Kingdom	91/126	77/152

Note: the OECD proposed 126 pollutants and 152 ISIC sectors on its Harmonised Short Lists [[ENV/JM/MONO\(2014\)32](#)], [[ENV/JM/MONO\(2013\)5](#)]. The Harmonised List of Pollutants has recently been updated [[ENV/CBC/MONO\(2022\)5](#)].

Source: Responses received from the Adherents through the questionnaire

77. The extent to which national PRTRs cover substances and sectors included in the OECD Harmonised List varies widely from country to country. **Canada** explained this divergence that some of the non-listed substances, for example, greenhouse gases, are covered by other inventories at Environment and Climate Change Canada, while others are banned in Canada and therefore do not meet the criteria for inclusion on their PRTR.

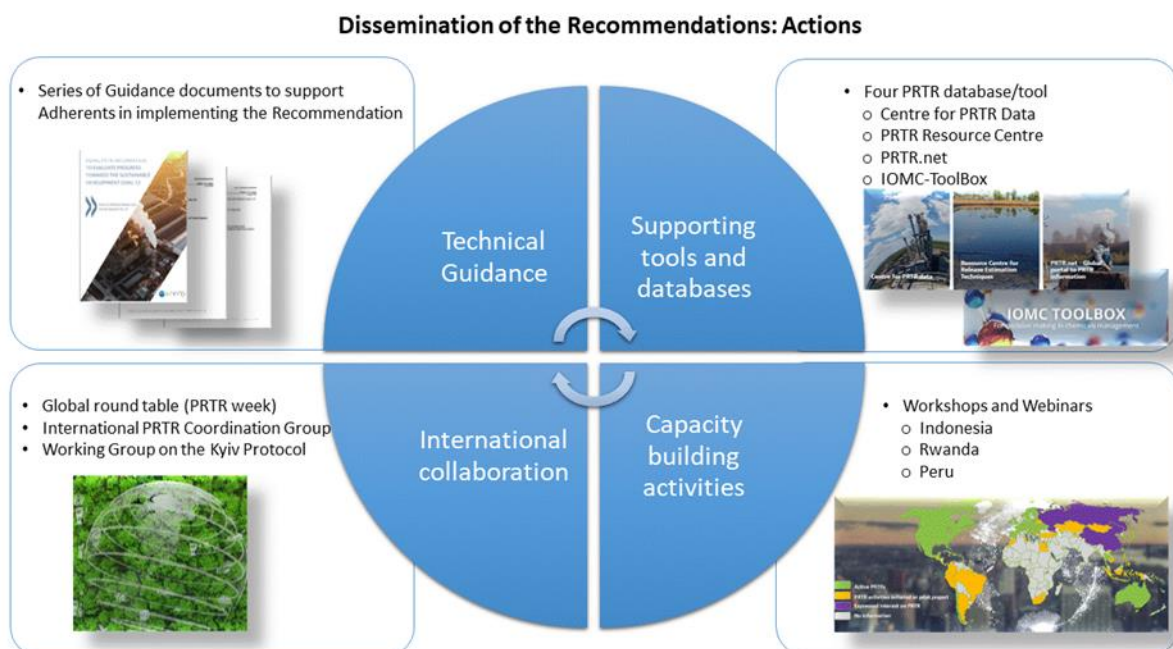
78. One good practice is to take into account the latest scientific knowledge regarding the harmfulness or potential risks of pollutants. For example, the **United States**, in response to the growing concern about the harmfulness or potential risks of Per- and Polyfluoroalkyl Substances (PFAS), added 172 PFAS pollutants to their PRTR chemical list for Reporting Year 2020.

4. Dissemination

79. In the Recommendation, the Council invited the Secretary-General to disseminate this Recommendation, Adherents to disseminate this Recommendation at all levels of government, and non-Adherents to take account of, and adhere to, this Recommendation.

80. This section describes the actions that the Secretariat and Adherents have taken to disseminate the Recommendation. In particular, the WP-PRTRs (formerly the Working Group on PRTRs (WG-PRTRs)), which is a subsidiary body of the CBC, has served as a platform for dissemination through exchanging policy practices and lessons learnt from the implementation of the Recommendation. Figure 1 below provides an illustrative snapshot of the main strands of activity to disseminate the Recommendation.

Figure 1. Illustration of key activities to disseminate the Recommendation



Source: OECD

81. In addition, the WP-PRTRs annually discussed the progress of each action and possible next steps as well as facilitated the information exchange among Adherents regarding the implementation of the Recommendation. The recent meeting summary in Table 9 indicates that an increasing number of both Adherents and non-Adherents, such as Indonesia, and Peru, have been involved in the discussion for implementing the Recommendation in recent years.

Table 9. Meetings of WP-PRTRs held in recent years

Meeting	Date	Venue	Attendees
2 nd Meeting of the WG-PRTRs	5-6 November 2018	Geneva, Switzerland	30 delegates from 17 Adherents/non-Adherents/organisations (Belgium, Canada, Colombia, Czech Republic, Finland, France, Indonesia, Israel, Japan, Norway, Spain, Sweden, Switzerland, United States, European Union, UNITAR)
3 rd Meeting of the WG-PRTRs	16-17 October 2019	Paris, France	33 delegates from 21 Adherents/organisations (Belgium, Canada, Chile, Czech Republic, Finland, France, Japan, Korea, Norway, Spain, Sweden, Switzerland, United Kingdom, the United States, European Union, Colombia, BIAC, CEC, EEB, UNEP and UNECE)
4 th Meeting of the WP-PRTRs	28-29 January 2021	Online	62 delegates from 28 Adherents/non-Adherents/organisations (Belgium, Brazil, Canada, Chile, Colombia, Czech Republic, Finland, France, Germany, Israel, Japan, Korea, Norway, Peru, Portugal, Russian Federation, Spain, Sweden, Türkiye, United Kingdom, the United States, European Union, BIAC, UNEP, UNITAR, UNECE, CEC, Guta Environmental Law Association)
5 th Meeting of the WP-PRTRs	27-28 January 2022	Online	72 delegates from 28 Adherents/non-Adherents/organisations (Belgium, Canada, Chile, Colombia, Costa Rica, Czech Republic, Finland, Israel, Japan, Korea, Lithuania, Mexico, Norway, Russian Federation, Slovak Republic, Slovenia, Spain, Sweden, Switzerland, Türkiye, United Kingdom, the United States, European Union, EEB, UNEP, UNITAR, UNECE, CEC)

4.1. Development and publication of technical guidance in relation to the content of the Recommendation

82. The WP-PRTRs has continued to develop manuals and documents to support Adherents in implementing and updating their PRTRs, which are focused on three areas: improving PRTRs, harmonising PRTRs across Adherents, and enhancing the use of PRTR data.

83. The Resource Compendium of PRTR Release Estimation Techniques For Non-Point Sources was published in 2020 [[ENV/JM/MONO\(2020\)30](#)] as an update of the previous document [[ENV/JM/MONO\(2003\)14](#)]. It provides guidance on estimating pollutant releases from non-point sources, such as mobile and agriculture sources, which could support the Adherents to improve PRTR data quality as well as to implement Recommendation V. b.

84. The Harmonised List of Pollutants for Global PRTRs [[ENV/CBC/MONO\(2022\)5](#)] proposes a common list of pollutants, which is aimed to increase the comparability of the existing data derived from various PRTR systems (Recommendation VIII. a.). Moreover, comparability is enhanced if newly established systems use the same pollutants and definitions as existing systems (Recommendation IV. b.).

85. One flagship achievement in the activities for enhancing the use of PRTR data is the analysis to evaluate progress towards Sustainable Development Goal 12 (OECD, 2021^[11]), which could support Adherents to implement Recommendation V. e. This outlines pollutant release trends in **Australia, Canada, Chile, Japan, Mexico, the United States** the **European Union** from 2008 to 2017, based on their PRTRs, which show, for example, that pollutant releases have decreased by 47% from 2008 to 2017. This decreasing trend is also found even if the release values are normalised by manufacturing GDP of the countries or if they are converted to the Toxicity Impact Scores, which are defined in [USEtox](#)

(Rosenbaum et al., 2008_[8]; Hauschild et al., 2008_[9]; Rosenbaum et al., 2011_[10]; Henderson et al., 2011_[11]).

86. The list of publications released after the adoption of the Recommendation is shown below:

Series on Pollutant Release and Transfer Registers

- No. 22. On the Use of PRTR Information in Evaluating Progress towards Meeting the United Nations' Sustainable Development Goals: An Action Plan for Data Analysis and Moving Forward [[ENV/JM/MONO\(2019\)33](#)]
- No. 23. Uses of PRTR Data and Tools for their Presentation [[ENV/JM/MONO\(2019\)35](#)]
- No. 24 Resource Compendium of PRTR Release Estimation Techniques Part II: Summary of Techniques for Non-Point (Diffuse) Source [[ENV/JM/MONO\(2020\)30](#)]
- No. 25. Using PRTR Information to Evaluate Progress Towards the Sustainable Development Goal 12 (OECD, 2021_[11])
- No. 26. Harmonised List of Pollutants for Global Pollutant Release and Transfer Registers (PRTRs) [[ENV/CBC/MONO\(2022\)5](#)]

4.2. Providing supporting tools and databases in relation to the content of the Recommendation

87. The Secretariat and Adherents have developed and maintained several tools and databases which support Adherents in implementing the Recommendation and non-Adherents in aligning with the Recommendation.

4.2.1. Centre for PRTR data⁵

88. This database is aimed to be a data-sharing platform as a fulfilment of Recommendation VI. Currently, it compiles the PRTR data from **Australia, Canada, Chile, Israel, Japan, Korea, the United States**, and the countries under the E-PRTR, i.e. **Austria, Belgium, Bulgaria, Cyprus⁶, Czech Republic, Denmark, Estonia, Finland, France, Germany, Greece, Croatia, Hungary, Ireland, Iceland, Italy, Lithuania, Luxembourg, Latvia, Malta, the Netherlands, Norway, Poland, Portugal, Romania,**

⁵ https://www.oecd.org/env_prtr_data/

⁶ Note by the Republic of Türkiye

The information in this document with reference to “Cyprus” relates to the southern part of the Island. There is no single authority representing both Turkish and Greek Cypriot people on the Island. Türkiye recognises the Turkish Republic of Northern Cyprus (TRNC). Until a lasting and equitable solution is found within the context of the United Nations, Türkiye shall preserve its position concerning the “Cyprus issue”.

Note by all the European Union Member States of the OECD and the European Union

The Republic of Cyprus is recognised by all members of the United Nations with the exception of Türkiye. The information in this document relates to the area under the effective control of the Government of the Republic of Cyprus.

Spain, Serbia, Slovak Republic, Slovenia, Sweden, Switzerland, and the United Kingdom (34 Adherents in total).

89. **Japan** hosts the database and updates the data once a year in collaboration with the WP-PRTRs. It has an interactive interface to enable users to search data according to reported years, countries, regions, industry sectors, chemicals, types of release sources, and types of releases and transfers (see Figure 2). All the data can also be downloaded in the form of an Excel spreadsheet.

Figure 2. Screenshot from the Centre for PRTR Data

[A] Select the type of report you would like to create
Country Number of results to be displayed:

[B] Select criteria to narrow the scope of your query
a) Show results for all countries, a country or a state/province

b) Select one from the following three types of search for chemicals,
(1) Select a specific chemical name
(2) Enter a CAS NO
(3) Enter a chemical name or some parts of the chemical name

(1) Take into account all chemicals or a specific chemical

(2) Enter a CAS NO. (as *****-***.*)

(3) Enter a chemical name or parts of chemical name

All of these words
 Any of these words

c) Take into account data for the following industry sector

[C] Select for the sources you want a report
 Total of point and diffuse sources
 Point sources(reported by sources)
 Diffuse sources(estimated by the government)

[D] Select the year/years you want the report(s) of

2001 2002 2003 2004 2005 2006 2007 2008 2009
 2010 2011 2012 2013 2014 2015 2016 2017 2018
 2019

[E] Select the type of emissions and/or transfers you want a report of

Total releases and transfers

- Total releases
 - Air emissions
 - Surface water discharges
 - Land emissions
 - Landfills
- Total transfers
 - Off-site transfers in waste
 - Off-site transfers to disposal
 - Off-site transfers to treatment
 - Off-site transfers for recycling
 - Off-site transfers for energy recovery
 - Transfers to sewage

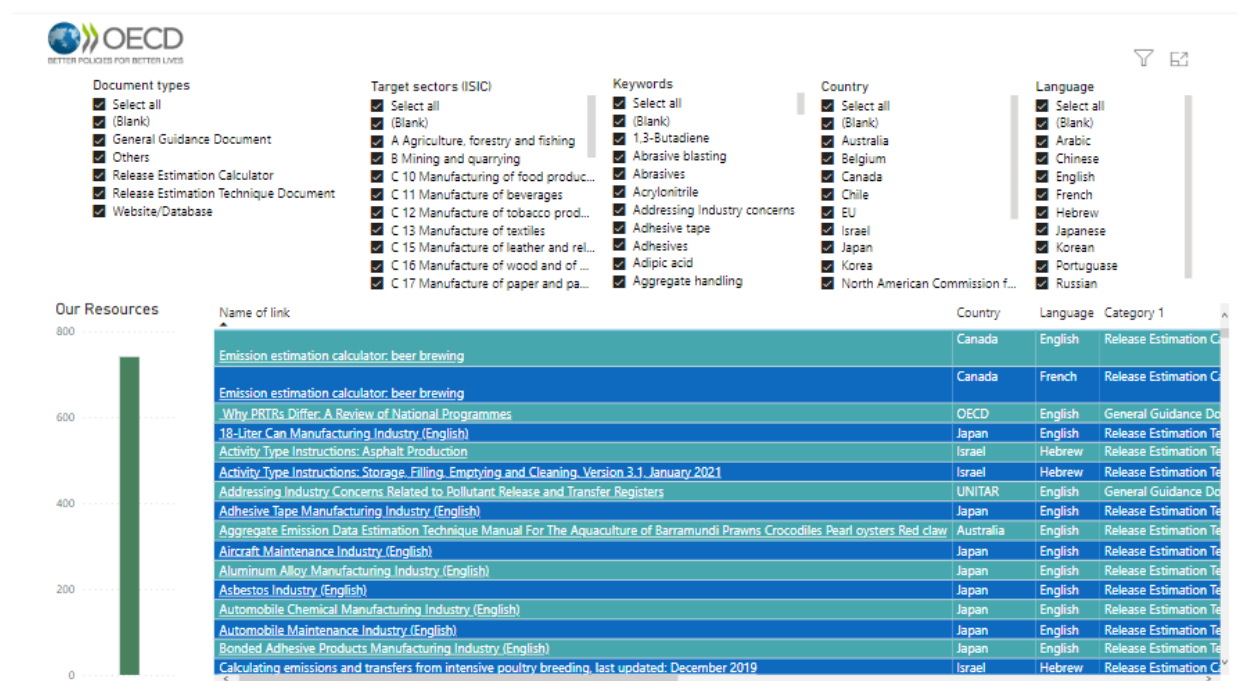
Source: [Centre for PRTR Data](#)

Resource Centre for Release Estimation Techniques⁷

90. This interactive database provides a clearinghouse of guidance manuals and documents on release estimation techniques available from the principal PRTRs developed by Adherents, which could support them to develop/update guidance to data reporters (Recommendation V. a.). The manuals and documents include descriptive information on the sources of pollution and the pollutants that are released to the environment, as well as information on emission factors, mass balance methods, engineering calculations, and monitoring information. In addition, general PRTR guidance documents are also compiled to assist Adherents in the development, implementation, and improvement of PRTR programmes.

91. Currently, over 700 guidance manuals and documents are available and can be accessed using the interactive interface with filtering options by document types, target sectors, keywords, countries and languages (see Figure 3). This database is maintained by the OECD Secretariat. The Resource Centre is updated on a regular basis to include additional and new documents.

Figure 3. Screenshot from the Resource Centre for Release Estimation Techniques



Source: [Resource Centre for Release Estimation Techniques](https://www.oecd.org/chemicalsafety/pollutant-release-transfer-register/release-estimation-techniques.htm)

PRTR.net⁸

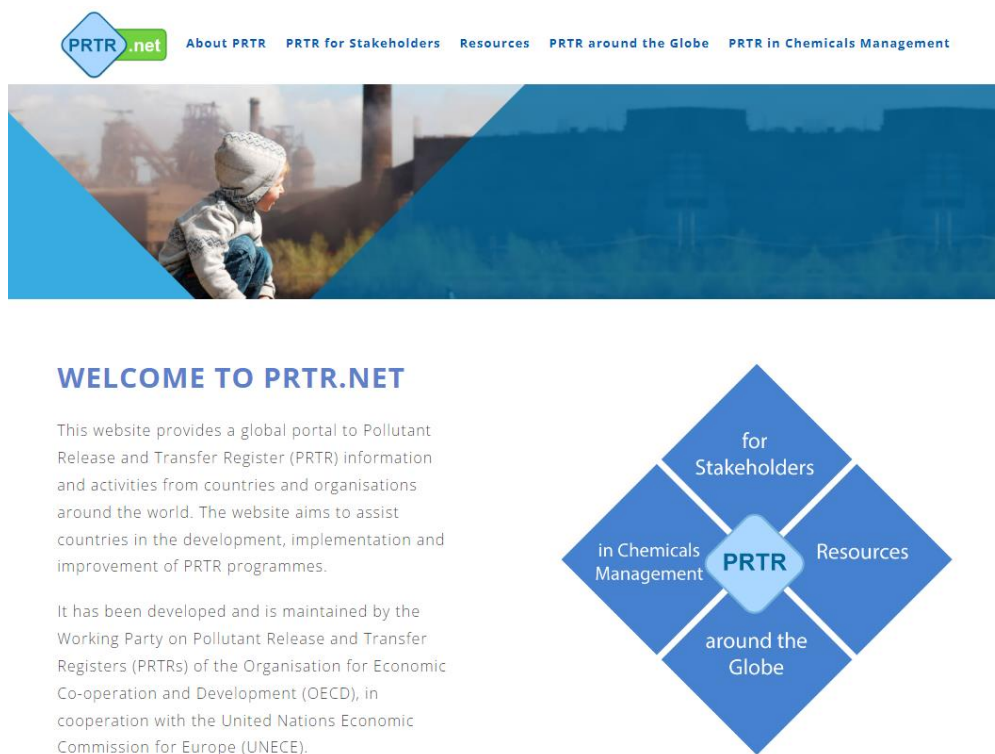
92. This website provides a global portal to PRTR information and activities from countries and organisations around the world. The website is aimed to assist countries in the development, implementation and improvement of PRTR programmes and provides

⁷ <https://www.oecd.org/chemicalsafety/pollutant-release-transfer-register/release-estimation-techniques.htm>

⁸ <https://prtr.unece.org/>

useful links to supporting resources provided by the OECD, Adherents, and other international organisations, such as UNITAR, UNEP, and UNECE. It is maintained by the OECD Secretariat in cooperation with the UNECE.

Figure 4. Screenshot from the PRTR.net



Source: [PRTR.net](https://prtr.net)

IOMC Toolbox – National management scheme for PRTRs⁹

93. The OECD has participated in the Inter-Organisation Program for the Sound Management of Chemicals (IOMC) since 1995 alongside eight other international organisations and hosts and maintains the online toolbox called the IOMC Internet-based Toolbox for Decision Making in Chemicals Management (IOMC Toolbox). This is aimed at countries which wish to address specific national issues regarding chemical management. The IOMC Toolbox is a problem-solving tool that enables countries to identify the most appropriate and efficient national actions to address specific national problems related to chemical management. The toolbox identifies the available resources that will help the country address the identified national problem(s) or objectives. Special focus is given to identifying simple cost effective solutions to national chemicals management issues.

94. The IOMC Toolbox contains eight management schemes, including a scheme to implement a PRTR. The elements of this scheme are grouped into the following three categories (see also Figure 5):

- PRTR Initiation covers the steps and activities needed to design a PRTR system, gain support from decision-makers, and to establish the PRTR.

⁹ <https://www.iomctoolbox.org/node/50327/steps>

- PRTR Operation covers steps and activities related to running a PRTR (e.g. staffing; collecting, reviewing, and disseminating data).
- Long Term Success covers expanding the benefits and activities of a PRTR and making future enhancements.

Figure 5. Screenshot from the IOMC ToolBox

National management scheme for PRTRs

You have chosen to investigate setting up or improving your national management scheme for Pollutant Release and Transfer Registers (PRTRs). The objective of a national management scheme for PRTRs is to strengthen the capabilities of countries to track the amount of certain chemicals released to air, water and land and transferred off site that may pose a threat to human health and the environment. Collecting these data helps support informed decision-making by industry, government, non-governmental organizations and the public.

The management scheme elements are grouped into the following three categories:

- PRTR Initiation covers the steps and activities needed to design a PRTR system, gain support from decision makers, and to establish the PRTR.
- PRTR Operation covers steps and activities related to running a PRTR (e.g., staffing; collecting, reviewing, and disseminating data).
- Long Term Success covers expanding the benefits and activities of a PRTR and making future enhancements.

PRTR Initiation	PRTR Operation	Long Term Success
○ Organizing support from legislative bodies, industry, and the public	○ Staffing/governance	○ Enhancing the PRTR system gradually
○ Identify the goals of the PRTR System	○ Data collection, compilation, and storage	
○ Performing an infrastructure assessment	○ Data quality assurance	
	○ Data dissemination and access	
	○ Compliance assurance	

Source: IOMC ToolBox – [National management scheme for PRTRs](#)

4.2.2. Capacity building activities

95. The OECD and United Nations Institute for Training and Research (UNITAR) have collaborated over many years on multiple chemicals and waste topics, including PRTRs, as part of the IOMC. In 2021, the OECD and UNITAR created a capacity building programme dedicated to supporting OECD Members and non-Members in aligning with OECD standards, including the OECD Recommendation on Establishing and Implementing Pollutant Release and Transfer Registers, which are considered as providing the foundations for a comprehensive, sound management of chemicals system in countries (OECD-UNITAR, 2022_[12]).

96. It has the Training Modules of PRTRs, which contains presentations and webinar recordings about the PRTRs from the perspective of the Recommendation (see Figure 6). It also provided the Draft Masterplan template on a PRTR scheme, which is to present a comprehensive list of actions of relevance to various phases of the preparation,

development, implementation and review of a PRTR scheme. This document relates as much as possible to the Recommendation.

Figure 6. Screenshot from the website of the OECD-UNITAR Capacity Building Programme

OECD
BETTER POLICIES FOR BETTER LIVES

unitar
United Nations Institute for
Training and Research

Home Training Modules Masterplans Projects Contact Us

Pollutant Release and Transfer Registers

These registries provide vital information on the releases of greenhouse gases, mercury, and persistent organic pollutants.

Presentations

Pollutant Release and Transfer Registers – From the perspective of the OECD recommendations

Webinar recordings

Sensibilización de estándares de la agenda química de la OCDE en los países de LATAM

22 February 2022

UNITAR: Sensibilización de est...
POLLUTANT RELEASE AND TRANSFER
REGISTERS – INTERNATIONAL ORGANISATIONS

UNITAR • OECD • UNECE

• Pollutant Release and Transfer Registers
• Policy Framework for Pollutant Release and Transfer Registers
• UNECE • OECD • UNITAR

DOWNLOAD PPT DOWNLOAD PDF

Source: A OECD-UNITAR Capacity Building Programme – [Training Modules, PRTRs](#)

97. In the context of the OECD-UNITAR collaboration, the Secretariat and Adherents have organised activities aimed at assisting Adherents in implementing the Recommendation for the Establishment of PRTRs (Recommendation II. - IV) as well as to assist non-Adherents in aligning with the Recommendation, including with a view to potentially adherence to it (Recommendation XI). In particular, capacity building activities were organised for non-Adherents which are interested in establishing a PRTR. These activities have been done in collaboration with not only UNITAR, but also the United Nations Economic Commission for Europe (UNECE), and the United Nations Environment Programme (UNEP). Some examples of the activities undertaken since the adoption of the Recommendation are shown below;

Capacity building workshop in Indonesia

98. A workshop on setting up a PRTR using the IOMC Toolbox was held in Jakarta, Indonesia, on 7-8 August 2019 to Indonesian staff from the relevant ministries and institutes. The OECD Secretariat and UNITAR Secretariat presented an overview of PRTR systems, such as definition, benefits, and implementation steps, and explained the use of the IOMC Toolbox for establishing the PRTR system. **Japan** and the **United States** then shared their experiences with the implementation of their PRTRs.

Capacity building workshop in Rwanda

99. A capacity building workshop was organised for the staff in the Ministry of Environment, Rwanda and the Rwanda Convention Bureau in Kigali from 9 to 11 October 2019. The OECD and UNITAR presented an overview of PRTR systems, such as definitions and benefits, basic principles for developing a PRTR system, and techniques for estimating pollutant releases, followed by sharing the experiences in implementing PRTRs from **Canada**, the **European Union**, and the **United States**.

Canada-Peru webinar

100. A webinar on PRTRs was held on 16 December 2020, exploring further PRTR implementation in Peru in the context of cooperation between **Canada** and Peru. The OECD presented the definition of chemical substances under PRTRs and key economic activities to be monitored under PRTRs. UNITAR then provided their resources on the emission calculation procedure and reporting thresholds, followed by **Canada** sharing key learnings for matching regulatory framework to OECD standards.

4.2.3. International collaboration

101. The WP-PRTRs has collaborated with other groups/organisations to promote the Recommendation at international level, including, for example, through:

International PRTR Coordinating Group

102. The International PRTR Coordinating Group (ICG) aims to enhance coordination and cooperation at the global level among international organisations, governments and other interested parties in their efforts related to the development and implementation of PRTR systems (ICG, 2022_[13]). UNEP, UNITAR, UNECE and Spain serve on the Bureau. Annual meetings of the WP-PRTRs and the group were held back-to-back in 2019 (ICG, 2019_[14]), 2021 (ICG, 2021_[15]), and 2022 (ICG, 2022_[16]) to enhance synergies between the two groups.

Table 10. Meetings of the International PRTR Coordinating Group held in recent years

Meeting	Date	Venue	Attendees	Discussed topics
12 th ICG meeting	15 th October 2019	Paris France	Canada, Chile, Czech Republic, France, Japan, Spain, Sweden, Switzerland, United Kingdom, United States, European Union, OECD, UNECE, UNITAR	<ul style="list-style-type: none"> • PRTR-global-map update • PRTR-related websites • Good practices for: <ul style="list-style-type: none"> - Raising awareness campaign - Data visualisation • Scope of PRTR for further harmonisation
13 th ICG meeting	27 th January 2021	online	Canada, Czech Republic, Finland, France, Germany, Israel, Japan, Norway, Slovenia, Spain, Sweden, Ukraine, United Kingdom, United States, European Union, CEC, UNEP/MAP, UNITAR, OECD, Guta Environmental Law Association	<ul style="list-style-type: none"> • PRTR-global-map update • PRTR-related websites • Collection, comparability and management of PRTR data • Dissemination of PRTR data
14 th ICG meeting	26 th January 2022	online	Belgium, Canada, Chile, Czech Republic, Estonia, Finland, Israel, Japan, Lithuania, Norway, Spain, Sweden, Türkiye, United Kingdom, United States, European Union, CEC, UNITAR, OECD, EEB	<ul style="list-style-type: none"> • PRTR-global-map update • Collection, comparability and management of PRTR data • Dissemination of PRTR data • Environmental Justice

Global round table (PRTR week)

103. The Global Round Table on PRTRs is organised under the auspices of UNECE and OECD, in cooperation with UNITAR and UNEP. The round tables aim to take stock of successes and challenges in establishing and implementing PRTR systems in different countries. The outcomes of the events are aimed at helping countries to improve their PRTR systems and to guide future activities towards the implementation of new PRTRs and enhancement of existing PRTRs (UNECE, n.d._[17]).

104. The third Global Round Table on PRTRs was held in Geneva on 7 – 8 November 2018, back to back with the second meeting of the OECD WG-PRTR (5 - 6 November 2018) and the sixth meeting of the UNECE Working Group of the Parties to the Protocol on PRTRs (9 November 2018). This week was thus called ‘PRTR Week’.

105. The following countries/organisations attended the [2018] Global Round Table: Albania, Armenia, **Austria**, Belarus, **Belgium**, Bosnia and Herzegovina, **Brazil**, **Bulgaria**, Cambodia, **Canada**, Croatia, **Czech Republic**, **Denmark**, **Finland**, **France**, Georgia, **Germany**, **Israel**, **Japan**, Kyrgyzstan, Malta, Mongolia, Morocco, North Macedonia, **Norway**, Peru, **Poland**, Republic of Moldova, Romania, Serbia, **Slovak Republic**, **Spain**, **Sweden**, **Switzerland**, Tajikistan, Tunisia, Turkmenistan, Ukraine, the **United States**, CEC, EU, ECLAC, OECD, UNECE, UNEP and UNITAR. There were also participants from academia and NGOs (UNECE, 2019_[18]).

106. The [outcomes of the event](#) were published. Discussion topics covered issues such as ‘PRTRs across the world’, ‘PRTRs for achieving Sustainable Development Goals’, ‘Emerging PRTRs’, and ‘PRTRs for different stakeholders’ (UNECE, 2018_[19]).

Meeting/Working Group of the Parties to the Protocol on PRTRs

107. The Kyiv Protocol on PRTRs is binding on its Parties. Its objective is ‘to enhance public access to information through the establishment of coherent, nationwide PRTRs’. The Working Group of the Parties to the Protocol on PRTRs was established by the Meeting of the Parties to the Protocol, which oversees the implementation of the work programme for the Protocol. The OECD Secretariat participates in the Meeting and the Working Group, including their side events, to present updates on the WP-PRTRs activities

and exchange information regarding establishing and implementing PRTs in line with the Recommendation.

5. Summary and Conclusions

5.1. Implementation

108. The aggregate questionnaire responses suggest that Adherents have made significant and ongoing efforts to implement the Recommendation:

- Most Adherents have already established an operational PRTR, which defines all the components described in the Recommendation. The questionnaire responses from **Colombia** and **Türkiye** show that they have made significant efforts in establishing PRTRs in line with the Recommendation;
- Adherents which have operational PRTRs have implemented them in accordance with all the aspects of the Recommendation;
- Evaluations and revisions have been successfully made by Adherents on a periodical basis or based on regulatory priorities, feedback from stakeholders, national legislative activities, and technological advances.

109. However, some improvements that Adherents could address further in implementing the Recommendation are found in the questionnaire responses as follows.

5.1.1. PRTR Data application

110. PRTRs provide a rich source of data for multiple uses and purposes:

- Government agencies – national, state and local – can use PRTR data to measure trends in pollutant releases and waste generation, inform environmental policy decisions, evaluate environmental programmes and identify potential human health and environmental risks with health-related information;
- The public can use PRTRs to: identify potential chemical exposures and risks posed by releases from nearby facilities, make informed decisions, and monitor the progress of facilities' efforts to lessen their environmental impact;
- Companies can use PRTR data to identify opportunities to improve efficiency, and reduce waste and as a metric for evaluating their progress towards sustainable development;
- Other stakeholders, such as non-governmental organisations, the news media and researchers, benefit from access to published PRTR information to identify possible hot spots of concern or possible correlations between exposure and observed health or environmental effects by combining the data with geographic mapping and toxicity information.
- Financial firms also use PRTR data to support socially responsible investments and identify potential liabilities of firms and impacts on real estate prices.

111. While all Respondents use data for measuring environmental performance and progress, it was noted that Adherents are not always fully aware of how other stakeholders use the data. However, identifying how various stakeholders use the PRTR data would be beneficial for Adherents in promoting further the use of PRTR data as well as in reaching out to other stakeholders who have not been aware of the use.

112. **Canada** has some good practices for investigating and enhancing PRTR data applications. For example, peer-reviewed literature was examined to improve

understanding of nature and extent of uptake of NPRI information by researchers (i.e., who is using it and how). As a result, it was found that NPRI data was used in 225 scholarly journal articles, mainly from the Government of Canada and Canadian universities, between 1994 and 2019, which would lead to future opportunities to increase NPRI use in research. In addition, **Canada** launches an Academic Challenge aimed at university, college and cégep (Collège d'enseignement général et professionnel) students each year. With mentoring from the government staff, students are challenged to find innovative ways of using and analysing NPRI data, which would also result in improving public awareness of data, tools, and analyses possible with NPRI (ECCC, 2022_[20]).

113. **Japan** has collected PRTR data applications for local environmental management through close communication between the national and local governments. These application examples were incorporated into the OECD document, *Use of PRTR data and Tools for their Presentation* [[ENV/JM/MONO\(2019\)35](#)] in order to promote the use of PRTR data by local governments through sharing good examples across member countries.

114. Future actions to be undertaken by Adherents to further implement the Recommendation could include enhancing the application of PRTR data in close communication with other stakeholders, such as local governments, industry, academia, and NGOs.

115. The CBC, through the WP-PRTRs should support, Adherents in increasing data applications by developing a guidance document, facilitating information-sharing, and identifying good practices among Adherents, such as the above examples of **Canada** and **Japan**.

International comparability of PRTR data

116. Enhancing the international comparability of PRTR data is still found to be a challenge especially due to the divergence of pollutant lists and defined thresholds among Adherents. In terms of pollutants coverage, there are huge variations among Adherents. Appendix A shows that the number of listed chemicals varies from 66 to 774. Defined thresholds are found in a wide variety. Some set general thresholds by the number of employees while others in accordance with activities.

117. To enhance the international comparability of PRTR data, the OECD Guidance Documents, such as [[ENV/JM/MONO\(2014\)33](#)] and [[ENV/JM/MONO\(2015\)45](#)], encourage the harmonisation of the list of pollutants and reporting sectors and reporting thresholds. For example, *Harmonised List of Pollutants for Global PRTRs* [[ENV/CBC/MONO\(2022\)5](#)] developed a Short Chemical List comprising 124 chemicals commonly targeted in global PRTRs. Adherents could be encouraged to consider the OECD Harmonised list in developing/revising their list.

118. A good example of PRTR data comparison was the recent OECD publication, *Using PRTR Information to Evaluate Progress Towards the Sustainable Development Goal 12* (OECD, 2021_[11]). This analysis selected seven PRTRs and fourteen chemicals commonly targeted by the PRTRs and introduced data grouping/aggregation, manufacturing-GDP normalised calculation, and toxicity impact scores conversion to keep international comparability (see Figure 7). These results are also visually demonstrated on the OECD PRTR website (Figure 8).

119. Regional platforms with particular emphasis on sharing data between neighbouring countries, such as the E-PRTR (**EU Member States**), the Nordic PRTR-group (**Sweden, Denmark, Finland, Iceland, and Norway**), and the CEC (**Canada, the United States and Mexico**) would also play key roles to improve international comparability of PRTR data. For instance, the CEC has launched the Taking Stock Online, which brings together data

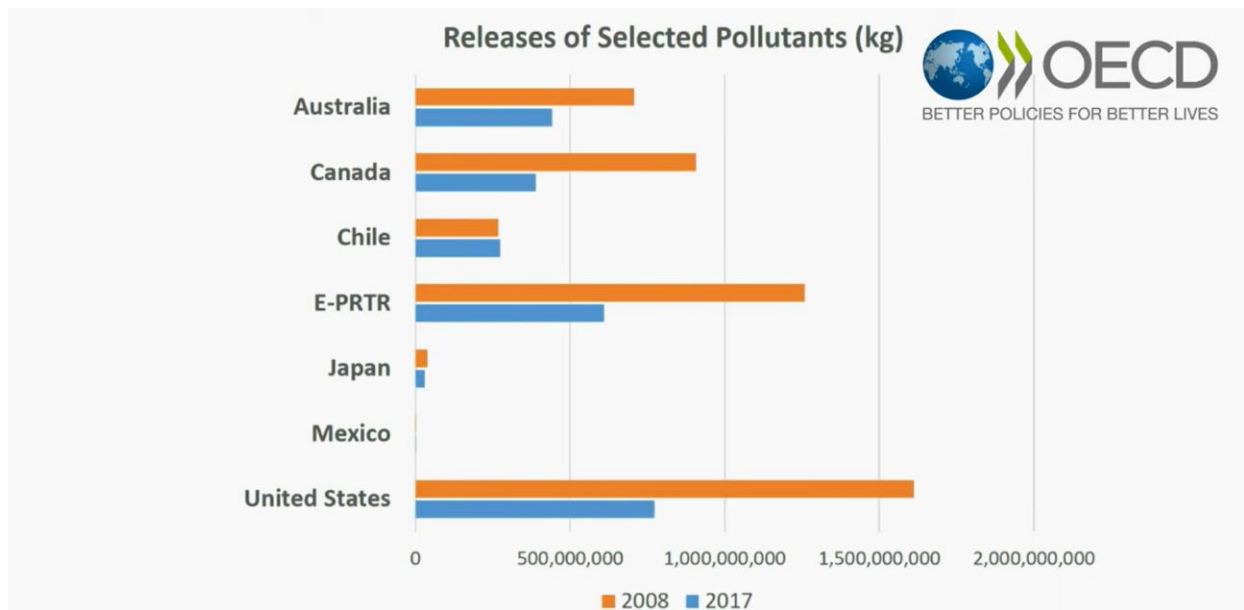
reported by industrial facilities to the Canadian, Mexican and US PRTRs, and has conducted several data analyses summarised in a series of Taking Stock Reports (CEC, 2022^[21]).

120. Cooperations with other international policy frameworks could contribute to the further improvement of international comparability. Particularly, the Kyiv Protocol has set up a list of target pollutants, which are to be adopted by its Parties. The OECD harmonised list could be considered in its revising process through close communication between both international frameworks.

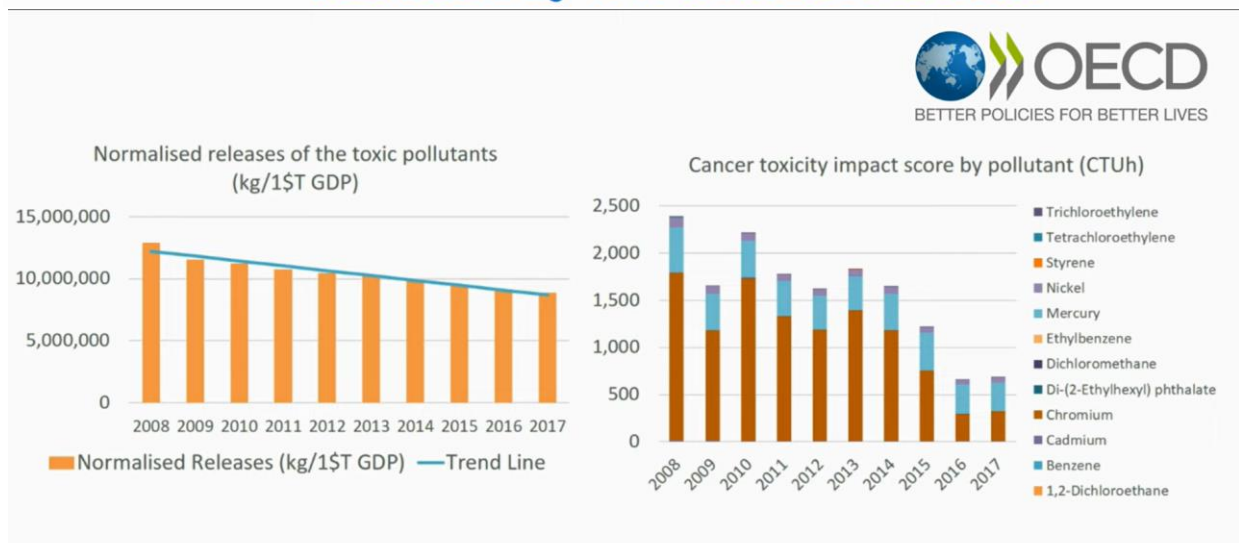
121. Future actions to be undertaken by Adherents to further implement the Recommendation could include increasing the international comparability of PRTR data by considering the OECD Harmonised list and enhancing regional and international cooperation for the harmonisation.

122. The CBC, through the WP-PRTRs, should support Adherents in increasing international comparability of PRTR data by updating and promoting the OECD Harmonised list of pollutants and reporting sectors and conducting further analysis on global PRTRs.

Figure 7. Screenshot from the YouTube video – Tracking the progress made towards reducing industrial pollution to meet the UN SDG target 12.4



The report shows that pollutant releases have decreased by 47% from 2008 to 2017.



This decreasing trend is also found even if the release values are normalised by manufacturing GDP of the countries or if they are converted to the Toxicity Impact Scores.

Source: [Tracking the progress made towards reducing industrial pollution to meet the UN SDG target 12.4 - YouTube](#)

Figure 8. Screenshot from the OECD PRTR Website – Global Inventory of Pollutant Releases



Source: [Global Inventory of Pollutant Releases - OECD](https://www.oecd.org/prtr/)

5.2. Dissemination

123. The Secretariats and Adherents have conducted the following disseminating actions cooperatively, and the WP-PRTRs has played a central role:

- A series of Guidance documents have been developed/updated by the WP-PRTRs to support Adherents in implementing the Recommendation. Five documents have been published since adoption of the Recommendation.
- Four online tools supporting countries in establishing and implementing PRTRs have been maintained. The tools have been updated regularly, adding new data and resources provided by Adherents.
- Capacity-building activities for countries which are interested in establishing PRTRs have been organised in collaboration with other international organisations (e.g., OECD-UNITAR Capacity Building Programme).

- There have been active international collaboration activities to promote the Recommendation widely and efficiently through the International Coordinating Group and the Global Round Table.
124. These actions seem enough to disseminate the Recommendation to both Adherents and non-Adherents. Possible options to keep the actions effective and improve them further include;

- Timely update the guidance documents in line with the Adherents needs incorporating recent technological/policy advancements;
- Keep updated the online tools with the latest data and resources and to further improve their usability (e.g., user interface) if needed;
- Organise capacity-building activities more aligned with the Recommendation using the OECD-UNITAR Capacity Building Programme, *Alignment with OECD Standards for Chemicals Management*, launched in 2021 (OECD-UNITAR, 2022^[12]);
- Keep cooperating with the other international bodies on the international treaties of PRTRs (Kyiv Protocol and Escazú agreement) by co-hosting international events and mutual meeting attendances.

5.3. Continued relevance

125. Almost all Respondents indicated that the Recommendation still has continued relevance and no modification is needed even taking into account any changes in laws, policies, technologies or regulations since its adoption. Several specific comments were received from Adherents:

- **Spain** indicated that the Recommendation works properly so far. For the time being, there is no need for it to be updated/revised again. Notwithstanding, it is important to keep on the work carried out by the WP-PRTRs, as it is essential to have a platform for the exchange of information on experiences and new applications of PRTRs.
- The **United States** noted that the Recommendation continues to be relevant globally as a resource for other countries exploring the implementation of their own PRTR programs, as well as for countries looking to expand and improve their existing programs.
- **Canada** suggested, as a possible change, to include ‘Environmental Justice’ in Recommendation V. e. as one of the listed issues for which PRTR data can be used as an indicator.
- The **United Kingdom** indicated that the Recommendation might require future review depending on revisions to the Kyiv Protocol.

126. The aggregated responses show that the Recommendation remains highly relevant, effective and up-to-date to Adherents. The Recommendation does not, therefore, require any major revision in the short-to-medium term.

5.4. Next steps

127. In light of the above, the CBC should, through the WP-PRTRs, continue to facilitate information exchange, support Adherents to implement and promote the Recommendation at domestic and international levels and report back to the Council on the implementation, dissemination and continued relevance of the Recommendation in 5 years.

References

- CEC (2022), *Taking Stock Online*, Commission for Environmental Cooperation, [21]
<http://takingstock.cec.org/content/landing/en/>.
- ECCC (2022), *Academic challenge: Mentoring opportunity in environmental pollution for students*, Environment and Climate Change Canada, [20]
<https://www.canada.ca/en/services/environment/pollution-waste-management/national-pollutant-release-inventory/partnerships/academic-challenge.html>.
- European Commission (2017), *COMMISSION STAFF WORKING DOCUMENT REFIT evaluation of Regulation (EC) No 166/2006 concerning the establishment of a European Pollutant Release and Transfer Register (E-PRTR)*, [7]
<https://eur-lex.europa.eu/legal-content/en/TXT/?uri=CELEX:52017SC0710>.
- Hauschild, M. et al. (2008), “Building a model based on scientific consensus for life cycle impact assessment of chemicals: The search for harmony and parsimony”, *Environmental Science and Technology*, Vol. 42/19, pp. 7032-7037, [9]
<http://dx.doi.org/10.1021/es703145t>.
- Henderson, A. et al. (2011), “USEtox fate and ecotoxicity factors for comparative assessment of toxic emissions in life cycle analysis: Sensitivity to key chemical properties”, *The International Journal of Life Cycle Assessment*, Vol. 16/8, pp. 701-709, [11]
<http://dx.doi.org/10.1007/s11367-011-0294-6>.
- ICG (2022), *International PRTR Coordinating Group - TERMS OF REFERENCE*, International PRTR Coordinating Group, [13]
https://unece.org/sites/default/files/2022-07/PRTR_ICG_ToR_2022.pdf.
- ICG (2022), *PROVISIONAL AGENDA - Fourteenth meeting of the International PRTR Coordinating Group*, International PRTR Coordinating Group, [16]
<https://unece.org/sites/default/files/2021-12/Provisional%20agenda%20ICG-14.pdf>.
- ICG (2021), *Report - Thirteenth meeting of the International PRTR Coordinating Group*, International PRTR Coordinating Group, [15]
https://unece.org/sites/default/files/2021-12/ICG-13_report.pdf.
- ICG (2019), *Report - Twelfth meeting of the International PRTR Coordinating Group*, International PRTR Coordinating Group, [14]
https://unece.org/sites/default/files/2021-01/Report_ICG-12.pdf.
- MADS Colombia (2020), *Modelo conceptual para la implementación del Registro de Emisiones y Transferencia de Contaminantes (RETC) en Colombia*, Ministerio de Ambiente y Desarrollo Sostenible, [6]
<https://quimicos.minambiente.gov.co/wp-content/uploads/2021/12/Modelo-Conceptual-RETC-2021.pdf>.

- OECD (2021), *Using PRTR Information to Evaluate Progress Towards the Sustainable Development*, OECD Publishing, <https://www.oecd.org/chemicalsafety/pollutant-release-transfer-register/using-prtr-information-evaluate-progress-towards-sustainable-development-goal-12.pdf>. [1]
- OECD-UNITAR (2022), *Alignment with OECD Standards for Chemical Management - Alignment with OECD Standards*, <https://chemicalsandwaste.wixsite.com/oecd-standards>. [12]
- Rosenbaum, R. et al. (2008), “USEtox—the UNEP-SETAC toxicity model: recommended characterisation factors for human toxicity and freshwater ecotoxicity in life cycle impact assessment”, *Int J Life Cycle Assess*, Vol. 13/7, pp. 532-546, <https://doi.org/10.1007/s11367-008-0038-4>. [8]
- Rosenbaum, R. et al. (2011), “USEtox human exposure and toxicity factors for comparative assessment of toxic emissions in life cycle analysis: Sensitivity to key chemical properties”, *The International Journal of Life Cycle Assessment*, Vol. 16/8, pp. 710-727. [10]
- SAICM (2022), *Fourth meeting of the intersessional process considering the Strategic Approach and sound management of chemicals and waste beyond 2020 - Bucharest, Romania, 29 August-2 September 2022*, <https://www.saicm.org/Beyond2020/IntersessionalProcess/FourthIntersessionalmeeting/tabid/8226/language/en-US/Default.aspx>. [3]
- SAICM (2019), *Executive Summary - Independent Evaluation of the Strategic Approach to International Chemicals Management from 2006 – 2015*, https://www.saicm.org/Portals/12/documents/meetings/IP3/Docs/SAICM_IP3_9_ExecSum_IndependentEvaluation.pdf. [2]
- UN (n.d.), *13. a Protocol on Pollutant Release and Transfer Registers to the Convention on Access to Information, Public Participation in Decision-Making and Access to Justice in Environmental Matters*, United Nations, <https://treaties.un.org/doc/Publication/MTDSG/Volume%20II/Chapter%20XXVII/XXVII-13-a.en.pdf>. [5]
- UN (n.d.), *18. Regional Agreement on Access to Information, Public Participation and Justice in Environmental Matters in Latin America and the Caribbean*, United Nations, <https://treaties.un.org/doc/Publication/MTDSG/Volume%20II/Chapter%20XXVII/XXVII-18.en.pdf>. [4]
- UNECE (2019), *Report on the third Global Round Table on Pollutant Release and Transfer Registers*, United Nations Economic Commission for Europe, https://unece.org/fileadmin/DAM/env/pp/prtr/WGP-7/ODS/ECE_MP.PRTR_WG.1_2019_3_E.pdf. [18]
- UNECE (2018), *Chairs’ Summary of Outcomes - 3rd Global round table on Pollutant Release and Transfer Registers*, https://unece.org/fileadmin/DAM/env/pp/prtr/WGP-6/GRT_on_PRTRs-3_outcomes_8Nov2018.pdf. [19]
- UNECE (n.d.), *Global Round Table on PRTRs*, United Nations Economic Commission for Europe, <https://unece.org/environment-policy/public-participation/global-round-table-prtrs>. [17]

Appendix A. Overview of the PRTR systems in Adherents and the EU

	First year of data collection	Number of reporting facilities	Mandatory or voluntary system	Environmental media covered	Number of listed chemicals	Diffuse sources included	Releases from Products included	Waste transfers offsite included since ...	Offsite transfers reported as waste or as a specific chemical	Report cycle	Public availability of full (raw) data	Public availability of aggregated data sets	Design consulted with affected and interested parties	Site (source) specific reporting	Availability of geographical data	Data availability in electronic form
Australia	1998	~4300	Mandatory	A, W, L	93	Yes[1a]	Yes[1a]	2007	Chem	Annual	Yes	Yes	Yes	Yes	Yes	Yes
Austria	2007	~280	Mandatory	A,W,L	91	Yes	No	2007	Waste	Annual	Yes	Yes	Yes	Yes	Yes	Yes
Belgium	1992 [2]	889 [3]	Mandatory	A,W,L	91 (N/A for waste)[4]	No[5]	No	1992[6]	Waste	Annual	No	Yes	Yes[7]	Yes	Yes	Yes[8]
Canada	1993	~7100	Mandatory	A, W, L	322	No	No	1993	Chem	Annual	Yes [9]	yes	yes	yes	yes	yes
Chile	2005	~19,170	Mandatory	A, W, L	130	Yes	No	2006	Waste	Annual	Yes	yes	yes	yes	yes	yes
Colombia	National PRTR is being established															
Costa Rica	National PRTR is being established															
Czech Republic	2004	~2700[10]	Mandatory	A,W,L	98 [11]	No	No	2007 (2004[12])	Chem./waste	Annual	Yes	Yes	Yes	Yes	Yes	Yes
Denmark	1996	~1000	Mandatory	A,W,L	ARS	No	No	1996	Waste	Annual	Yes	Partly	Yes	Yes	Yes/soon	Yes
Estonia	2007	176 [13]	Both [14]	A,W,L	91	No	No	2007	Waste	Annual	Yes	Yes	Yes	Yes	Yes	Yes
Finland	1988	~1000	Mandatory	A,W,L	991	No [15]	No [16]	1998	Waste	Annual	Yes	Yes	Yes	Yes	Yes	Yes
France	1987	5056 [17]	Mandatory [18]	A,W,L	66	No	Yes	2004	Waste [19]	Annual	Yes	Yes	No	Yes	Yes	Yes
Germany	2004	5496 [20]	Mandatory	A,W,L	91	Yes [21]	No	2007	Waste	Annual	Yes	Yes	Yes	Yes	Yes	Yes
Greece	No response received															
Hungary	2007	~650	Mandatory	A, W, L	91	Yes	No	2007	Chem/waste	Annual	Yes	Yes	Yes	Yes	Yes	Yes
Iceland	No response received															

	First year of data collection	Number of reporting facilities	Mandatory or voluntary system	Environmental media covered	Number of listed chemicals	Diffuse sources included	Releases from Products included	Waste transfers offsite included since ...	Ofsite transfers reported as waste or as a specific chemical	Report cycle	Public availability of full (raw) data	Public availability of aggregated data sets	Design consulted with affected and interested parties	Site (source) specific reporting	Availability of geographical data	Data availability in electronic form
Ireland	2001[22]	700[23]	Mandatory	A, W, L	91[24]	No[25]	No	2007	Waste[26]	Annual	Yes	Yes		Yes	Yes	Yes
Israel	2012	573	Mandatory	A, W, L	114	Yes	No	2012	Waste [27]	Annual	Yes	Yes	Yes	Yea	Yea	Yes
Italy	2002[28]	4000[29]	Mandatory [30]	A,W,L	91[31]	No	No	2008 (reporting year 2007)	Chem./waste	Annual	Yes[32]	Yes[32]	Yes	Yes	Yes	Yes
Japan	2001	33000	Mandatory	A,W,L	462 (515) [33]	Yes	Yes [34]	2001	Chem.	Annual	Yes	Yes	Yes	Yes	Yes	Yes
Korea	1999	3858	Mandatory	A,W,L	415	Yes	Yes	1999	Chem.	Annual	Yes [35]	Yes	Yes	Yes	Yes	Yes
Latvia	2007	65	mandatory	A, W, L	91	No	No	2007	Waste	Annual	Yes	Yes	Yes	Yes	Yes	Yes
Lithuania	2007	200	Mandatory	A,W,L	101	No	No	2007	Waste	Annual	Yes	Yes	Yes	Yes	Yes	Yes
Luxembourg	2007	46	Mandatory	A,W,L	91(not in waste)	No	No	2007	Waste	Annual	Yes	Yes	No	Yes	Yes	Yes
Mexico	2004	2800	Mandatory	A,W,L	200	Yes	No	Yes	Chem./waste	Annual	Yes	No	Yes	Yes	Yes [36]	Yes [37]
Netherlands	1976	~2000	Mandatory	A,W,L	105	Yes	No	1998	Waste	Annual	No	Yes	Yes	Yes	Yes	Yes
New Zealand	National PRTR has not been implemented															
Norway	1992	3400 [38]	Mandatory	A,W,L	ARS	Yes	Yes[39]	1992	Waste	Annual	Yes	Yes	Yes	Yes	Some [40]	Yes
Poland	2007	~3700	Mandatory	A, W, L	91	No	No	2007	Waste	Annual	Yes	Yes	No	No	Yes	Yes
Portugal	2007	755	Mandatory	A,W,L	91	Yes	No	2007	Waste	Annual	No[41]	Yes	Yes	No	No[42]	Yes
Slovak Republic	2004	408[43]	Mandatory	A,W,L	80	No	No	2007	Chem/Waste	Annual	Yes[44]	No	Yes	Yes	Yes	Yes
Slovenia	2007	~170	Mandatory	A,W,L	91	No	No	2007	Waste	Annual	Yes	Yes	No	Yes	Yes	Yes
Spain	2001[45]	~6978[46]	Mandatory	A,W,L	115[47]	Yes[48]	No	2007	Waste[49]	Annual	Yes	Yes	Yes	Yes	Yes	Yes
Sweden	2001	~1300	Mandatory	A,W	91	Yes	Yes[50]	2007	Waste	Annual	Yes	Yes	Yes	Yes	Yes	Yes

	First year of data collection	Number of reporting facilities	Mandatory or voluntary system	Environmental media covered	Number of listed chemicals	Diffuse sources included	Releases from Products included	Waste transfers offsite included since ...	Ofsite transfers reported as waste or as a specific chemical	Report cycle	Public availability of full (raw) data	Public availability of aggregated data sets	Design consulted with affected and interested parties	Site (source) specific reporting	Availability of geographical data	Data availability in electronic form
Switzerland	2007	200	Mandatory	A,W,L	86	Yes	No	2007	Waste	Annual	Yes	Yes	Yes	Yes	Yes	Yes
Türkiye	National PRTR is being established															
United Kingdom	2007	~5900	Mandatory	A,W,L	91	No[51]	No	2007	Waste	Annual	Yes	Yes	Yes	Yes	Yes	Yes
United States	1987	~22000	Mandatory	A,W,L	774	No	No	1987	Chem.	Annual	Yes	Yes	Yes	Yes	Yes	Yes
Brazil	No response received															
Bulgaria	2007	511	Mandatory	A,W,L	92	Yes	No	2007	Waste	Annual	Yes	Yes	No	Yes	Yes	Yes
EU	2007 [52]	~30000	Both [53]	A, W, L	91	Yes [54]	No	2007	Chem / waste [55]	Annual	yes	yes	yes	yes	yes	yes

Australia

[1] Emissions data for diffuse sources and releases from products is for a single year only and updated less frequently than emissions from facilities.

Belgium

[2] 1993 for Brussels and for emissions to air and water in Flanders; 2001 for Walloon Region.

[3] 2020: 650 for Flanders, 228 for Walloon Region and 11 for Brussels reported for thematic reporting E-PRTR (selection of PRTR-facilities with emissions above thresholds); for EU-registry (which also includes PRTR-facilities below emission thresholds) the n° of reporting facilities in 2020: 1766 for Flanders; 335 for Walloon Region, 86 for Brussels

[4] For Flanders, 160 substances covered for emissions to water and air.

[5] ?

[6] 1995 for Walloon Region and 2007 for Brussels.

[7] No for waste generation additional register in Flanders.

[8] Flanders' waste data from non-EPTR facilities is only available in aggregated form.

Canada

[9] Excludes confidential data.

Czech Republic

[10] Data are valid for 2020; data from 2021 are not yet available

[11] Not chemicals but pollutants or items; some pollutants / items (AOX,TOC, PAH...) are comprised of dozens or hundreds of chemicals.

[12] Valid for pollutants in waste transfers.

Estonia

[13] Number of facilities which filled report in 2021

[14] Mandatory for releases and transfers; voluntary for activity data as production volume, operating hours, number of employees, number of installations.

Finland

[15] to be included in 2022-3

[16] are included in line with EMEP/EEA Guidebook in diffuse sources to be added in 2022-3

France

[17] Since 2005.

[18] Since 2002.

[19] Wastewater transfers are reported as contained specific chemicals.

Germany

[20] In 2020

[21] To air only

Ireland

[22] EPER: 2001 and 2004 data. PRTR: 2007

[23] In 2021, approximately 700 facilities carried out a PRTR activity; 479 of these had reportable PRTR data.

[24] The 91 PRTR pollutants in the 2006 EC Regulation plus additional pollutants black carbon, PM2.5, and CO2 excluding biomass.

[25] Reporters are asked to include accidental and fugitive releases from facilities.

[26] Offsite transfers of waste are reported as a tonnage of either non-hazardous or hazardous waste. Offsite transfers to wastewater are reported as specific pollutant transfers/releases to wastewater.

Israel

[27] Wastewater transfers are reported pollutant specific.

Italy

[28] since 2007 the Italian register is more compliant with the UNECE Protocol on PRTR because of the enlarged scope'

[29] the number of reporting facilities has been increasing since the first reporting cycle (from about 2300 in 2007 to >4000 in 2020)

[30] Regulation EC n.166/2006; DPR 157/2011, art.30 DLgs 46/2014

[31] 91 chemicals from the Annex II to EPRTR Regulation+ Selenium

[32] Through the EEA's European industrial emissions portal at <https://industry.eea.europa.eu/>

Japan

[33] The new list will come into force on April 1st, 2023.

[34] Products covered are limited to liquid products, etc.; In general, articles are not covered.

Korea

[35] PRTR data of some reporting facilities have been available since 2008. Full PRTR data of all reporting facilities will be available in 2010.

Mexico

[36] PRTR data of some reporting facilities have been available since 2008. Full PRTR data of all reporting facilities will be available in 2010

[37] Available at the end of 2009.

Norway

[38] Includes aquaculture, wastewater treatment plants, offshore and industry.

[39] To some extent.

[40] Not diffuse sources.

Portugal

[41] Includes aquaculture, wastewater treatment plants, offshore and industry.

[42] To some extent.

Slovak Republic

[43] Number for year 2020

[44] Except production and operation hours

Spain

[45] EPER from 2001 to 2006; PRTR since 2007 (all data are available in PRTR-España).

[46] This is the number of facilities which are currently reporting (functional). (February 2022). The total number of registered facilities (functional/not functional) is more than 8600)

[47] Since 2007.

[48] Not yet. It is foreseen to include a new specific section about emissions from diffuse sources in web site. In PRTR-España information about other national inventories is included by linking to the source responsible for this information, both to national inventories related to air and water. (In Spanish and in English versions, see <https://en.prtr-es.es/informacion-publica>).

[49] Owners/operators have to report the total amount of waste transferred using the EWL per each of type waste + final treatment (R or D) transferred out the facility/installation.

[49] All this information is also made available to the public.

Sweden

[50] As diffuse source for air

United Kingdom

[51] Diffuse sources are covered by the National Atmospheric Emissions Inventory (NAEI).

EU

- [52] Old register EPER 2001 and 2004; new E-PRTR 2007. E-PRTR is now integrated in the Industrial Emissions Portal (<https://industry.eea.europa.eu/>), EU reporting countries use a new reporting system which integrates the E-PRTR, the large combustion plant (LCP) inventory and the reporting requirements for installations in the scope of the Industrial Emissions Directive (IED), Directive 2010/75/EU.
- [53] Mandatory for releases, and transfers and production volume (from 2024, first reporting year 2023); voluntary for operating hours, number of employees.
- [54] N and P from agriculture.
- [55] Pollutant transfers (off-site transfers of any pollutant specified in Annex II of EU Regulation 166/2006, in waste water destined for waste-water treatment for which the threshold value specified in Annex II, column 1b of the same Regulation is exceeded) are reported as substances. Waste transfers are reported as waste.

Appendix B. List of guidelines to support data reporters

Respondent	Name of guideline	Summary of contents of the guideline	Web link to the guideline
Australia	NPI industry reporting materials	Online resources for facility operators on reporting thresholds, calculating emissions and transfers, and submitting data using the NPI Online Reporting System. General information is provided in the NPI Guide and Transfers information booklet. Guidance for calculating emissions from specific industrial sources is provided in 94 emission estimation technique manuals. There are 21 emission manuals for diffuse sources.	Link
Austria	Guideline for the implementation of the PRTR reporting obligation	Technical support for Austrian operators in addition to the "Guidelines for the implementation of the European PRTR" of the European Commission (EC 2006).	Link
Belgium	IMJV website	This website provides guidance for operators to assist them in fulfilling their annual reporting obligations through an integral environmental annual report (Flemish Region)	Link
	Guidelines on how to report the data	This guideline explains how data reporters should complete the survey and how the data should be calculated. For more information, data reporters are redirected to the EU documents (with the help of the administration)	The old guidelines are available via the 'help' pages of the online application (Link) New guidelines (from 2022 onwards) are only available to data reporters (Link)
	Guidance Document for implementation of the E-PRTR and specific detailed explanations	Each annual letter sent to companies in Brussels and on this website provides explanations for the reporting.	Link1 Link2
Canada	Guide for Reporting to the National Pollutant Release Inventory	This guide is designed to assist facility owners and operators in understanding the NPRI reporting requirements, and in determining if they are required to report to the NPRI. It provides a general overview of the reporting requirements for all NPRI substances, and provides information on additional guidance materials that address specific sectors, activities and substances.	Link

Respondent	Name of guideline	Summary of contents of the guideline	Web link to the guideline
	NPRI Toolbox	This toolbox is a collection of materials to help you if you have to submit information in response to Notices issued under s.46 of the Canadian Environmental Protection Act, 1999 (CEPA). The toolbox consists of: •general NPRI reporting tools (tools that could apply to a broad range of facilities) •sector-specific tools and resources (below) It does not contain a list of all reporting tools related to the NPRI. Other publicly available and site-specific tools/guidance may exist and may be useful in certain situations.	Link
	Estimation guide for primary aluminium producers		Link
	Emission estimation spreadsheet for primary aluminium producers		Link
Chile	Manual for designing and implementing pollutant release and transfer registers	This manual includes: Design PRTR, development of the PRTR, key Features of the PRTR, single window PRTR, publication and dissemination of PRTR Information, contribution to establish indicators for the targets of the Sustainable Development Goals (SDGs).	Link
	Methodological guide for the estimation of emissions from point sources	This guide compiles of methodologies for estimate air emissions	Link
Colombia	Guide to facilitate the filling out and reporting of the PRTR.	This guide includes: generalities of the PRTR, advantages, to whom the PRTR applies, scope, thresholds, media and methods, recommendations for filling out the information, and functionalities of the RUA web application (the basis for the PRTR) and the instructions for reporting the information in the PRTR chapters.	
	Protocol for the Control and Surveillance of Atmospheric Pollution Generated by Fixed Sources (Resolution 2153 of 2010 -Minambiente)	This protocol establishes procedures to measure emissions in the atmosphere.	Link
	Guide for the preparation of the emissions inventory.	This guide compiles the main technical criteria needed to develop an emissions inventory. The existing procedures and methodologies for the preparation of emission inventories.	
	National guide for the control and monitoring of the emissions of volatile organic compounds (VOC) (Minambiente)		Link
Czech Republic	Czech PRTR Data Model	Information about technical specifications of the Data Model	Link
	Comprehensive information about reporting year 2021	Detailed description of the reporting obligations regarding the reporting year 2021	Link

Respondent	Name of guideline	Summary of contents of the guideline	Web link to the guideline
	Reporting Guidance 2021	It describes details regarding the reporting cycle 2021.	Link
	Information about pollutants	Brief information about all relevant pollutants (environmental impact, human health, detection methods, etc.).	Link
Denmark	General Danish PRTR guidelines		Link
	Methane emissions from landfills		Link
Estonia	KOTKAS user manuals	The electronic reporting system (KOTKAS) used for reporting has thorough user manuals supporting data submission.	Link
	Regulations governing the methods of calculation and measurement of pollutants in wastewater and pollutants emitted into the ambient air	.	Link
France	Guide méthodologique général d'aide à la déclaration annuelle des émissions polluantes et des déchets GERP	This 159-pages guide helps manufacturers to report their emissions online	Link
	We also have several guides regarding waste, installations for the intensive rearing of poultry or pigs, quarries and solvents	These guides also help manufacturers to report their emissions online	Link
Germany	We have different guidelines on a number of topics	These guidelines give an outline of the PRTR reporting system and they support both facilities and competent authorities to correctly use the system, to measure and calculate emissions, to use emission factors where appropriate etc.	Link
Hungary	Official E-PRTR guidance (2006)	Guidance Document is designed to support the implementation of the E-PRTR by addressing in particular: reporting procedures; the data to be reported; quality assurance and assessment; confidentiality; release determination, analytical methods and sampling methodologies; indication of parent companies and coding of activities.	Link
	Data service User description	Provides information on how the reports should be prepared	Link
Israel	Main provisions for determining the best calculation method for emissions and transfers to the environment	48 activity-specific documents and calculators in Hebrew	Link
Japan	Manual for PRTR release estimation methods	It describes how the facilities should measure the emissions and how to report to the government.	Link
Korea	Guideline of PRTR	It introduces an outline of the PRTR system and relevant ordinances. Also, it describes how the facilities should measure the emissions and how to report to the government.	Link

Respondent	Name of guideline	Summary of contents of the guideline	Web link to the guideline
Latvia	<p>Commission Implementing Decision (EU) 2019/1741 of 23 September 2019 establishing the format and frequency of data to be made available by the Member States for the purposes of reporting under Regulation (EC) No 166/2006 of the European Parliament and of the Council concerning the establishment of a European Pollutant Release and Transfer Register and amending Council Directives 91/689/EEC and 96/61/EC (notified under document C(2019) 6745) (Text with EEA relevance)</p> <p>Piesārņojošo vielu reģistra publiskās sadaļas lietotāja rokasgrāmata (PRTR user's manual)</p>	<p>Establishing the format and frequency of data to be made available by the Member States for the purposes of reporting</p> <p>PRTR user's manual</p>	<p>https://eur-lex.europa.eu/legal-content/EN/TXT/HTML/?uri=CELEX:32019D1741&from=EN</p> <p>https://www.meteo.lv/fs/CKFinderJava/userfiles/files/Vide/E-PRTR/E-PRTR_Lietotaja_Rokasgramata.pdf</p>
Lithuania	Recommendation C(96)41 of the Council on Implementing Pollutant Release and Transfer Registers		
Mexico	<p>Procedure SEMARNAT-05-001</p> <p>Additional information of the procedure SEMARNAT-05-001 Cédula de Operación Anual (COA)¹</p>	Some links and supporting materials which explain the procedure of PRTR reporting for the facilities.	Link
Netherlands	EMJV website	The website provides a general overview of the reporting requirements. It provides guidance for operators to assist them in fulfilling their annual reporting obligations through a web based report. It also contains information for the competent authority (for example tools for checking reports).	Link

¹ Through the Annual Operation Certificate (COA), the regulated entities to the RETC annually report the releases and transfers of RETC Substances generated by their productive activities. With the information compiled in the COA, the Pollutant Emissions and Transfer Register (RETC) is integrated.

Norway	Guide to self-inspection reporting (Veileder til egenkontrollrapportering)	Describes how facilities should measure emissions and report them to the government.	Link	
Poland	Methodological guideline on PRTR for the production and processing of metals installations.		Link	
	Methodological guideline on PRTR for intensive farming and poultry farming installations.		Link	
	Methodological guideline on PRTR for the manufacture of ceramic products installations.		Link	
	Methodological guideline on PRTR for landfills.		Link	
	Methodological guideline on PRTR for production and processing of ferrous metals installations.		Link	
	Methodological guideline on PRTR for fuel combustion installations.		Link	
	Manual for PRTR electronic system.		Link	
	Manual for reporting on PRTR.		Link	
Portugal		Document prepared by the European Commission to support the implementation of the PRTR. This document was used as support for the implementation of the National PRTR, namely in the approach to be followed regarding: <ul style="list-style-type: none"> •reporting procedures; •data to be reported •quality assurance and assessment •confidentiality; •determination of emissions, analytical methods and sampling methodologies •indication of parent companies; and •coding of activities. 	Link	
		Documento de orientação para a implementação do PRTR Europeu		
		PRTR + LCP - Manual de Instruções para operadores	Document with the instructions for using and filling in the PRTR+LCP form.	Link
		Nota Explicativa PRTR - ETAR urbanas	Guidelines to be followed by the operators of PRTR Urban Wastewater Treatment Plants and Water Resources Authorities (as Competent Authorities on the validation of PRTR data) in order to harmonise and improve the quality of the reported data.	Link
		PRTR - Documento de apoio aos cálculos PRTR	Excel file designed to help operators calculate the annual pollutant loads to be declared under the PRTR. It can be used to calculate emissions from conventional equipment that uses conventional fuels through emission factors and to make calculations based on existing monitoring.	Link
	FAQ	Frequently asked questions and answers.	Link	

Slovenia	Pisno navodilo za izvajanje Evropskega RIPO	It describes how the facilities should measure the emissions and how to report to the government.	Link
	Uredba o izvajanju uredbe Evropskega parlamenta in Sveta (ES) št. 166/2006 o Evropskem registru izpustov in prenosov onesnaževal	Defines the competent authority, reporting timeline and enforcement.	Link
Spain	¿Como registrarse en PRTR-España? (Spanish)	General instructions for the registration on the system	Link
	¿Cómo notificar su información en PRTR-España? (Spanish)	General instruction on how to report the information required	Link
	Several guidance documents on how to use/consult the public website (Spanish)		Link
	Several guidance/calculation tools for specific industrial sectors/activities	Depending on the sector, these tools are prepared by competent authorities (e.g. intensive livestock farming) and/or by several industrial organisations (e.g. cement/glass industry, etc).	Link
	Guidance prepared by Regional Government of Andalucía	Several issues and guidance for specific industrial sector	Link
	Guidance prepared by Regional Government of Madrid	General recommendations/guidelines for reporting	See Link1 , Link2 for example:
	Guidance prepared by Regional Government of Cataluña	Several issues and guidance for specific industrial sector	Link
	Guidance prepared by Regional Government of País Vasco	Several issues and guidance for specific industrial sector	Link
Sweden	Guidance prepared by Regional Government of Valencia	Several issues and guidance for specific industrial sector	Link
	Guidance for the Swedish Environmental Protection Agency's regulation on environmental report	Aims to clarify the reporting requirements that are stipulated in the regulation on environmental reports. It also includes specific guidance on some activities (for example, LCP, WWTP, WI and livestock farming).	Link
Switzerland	User manual for reporting the environmental report	Aims to clarify how to report the requested report in the reporting tool (Swedish Portal for Environmental Reporting, SMP)	Link (Summary only available in English)
	Who is affected by Swiss PRTR: A guide for facilities	Enables facilities to ascertain whether they are subject to the reporting requirement	Link
	Swiss PRTR FAQ	Frequently asked questions on Swiss PRTR and reporting requirements	Link
	Checklist: Interpretation of the PRTR-V in the Field of Recycling and Treatment of Hazardous Wastes	Guidance on reporting requirements in the field of Recycling and Treatment of Hazardous Wastes	Link

Türkiye	A general introductory guideline has been published to provide guidance and support to stakeholders of PRTR especially facilities, consulting companies, NGOs, and provincial directorates and departments of Ministry. In addition, sector brochures were prepared and distributed. According to the Article 24 of PRTR By-Law The Ministry will publish guidelines for the implementation of the Bylaw within six months of it comes into force, including guidelines on: a) Reporting procedures, b) The data to be reported, c) Quality assurance and assessment, ç) Reference to approved release determination and analytical methods and sampling methodologies, d) Validation procedures.		
United Kingdom	Support is provided by national regulators (including Environment Agency, Natural Resources Wales, Scottish Environmental Protection Agency, Northern Ireland Environment Agency), Business, Energy and Industrial Strategy - Offshore Petroleum Regulator for Environment and Decommissioning (BEIS-OPRED), Local Authorities (England and Wales), the reporting contractor and guidance is also available via the online platform		Link
United States	TRI Reporting Forms and Instructions	Guidance and instructions for reporting facilities to determine their reporting requirements and how to fill out the TRI reporting forms	Link
Bulgaria	Guidance document on the application of the European Pollutant Release and Transfer Register	Provides instructions to operators on methods for measuring and reporting emissions from the site, as well as information on how the reports should be prepared	Link
	Updated uniform methodology for inventory of emissions of harmful substances into the air	Provides instructions to operators on methods for measuring and reporting emissions from the site	Link
EU	Official E-PRTR guidance (2006)	Reporting procedures; data to be reported; quality assurance and assessment; indication of type of withheld data and reasons why they were withheld in the case of confidential data; reference to internationally approved release determination and analytical methods, sampling methodologies; indication of parent companies; coding of activities	Link (available in all EU languages)
	Data model manual		Link
	Manual for reporters	Reporting procedures, systems and clarifications	Link
	Quality assurance logic manual	Automatic QA/QC processes which run into the submission system	Link
	Manual for post-submission checks	Manual checks performed on the data after the data envelope has been released to the EEA	Link